ILLUSTRATED PARTS LIST
LISTE DES PIECES
STÜCK LISTE

KUBOTA

MODEL
MODELE
MODELL

B1620D·B1620DT

TRACTOR
TRACTEUR
TRAKTOR



Kubota

97898-24250
JAN.
JANVIER 2009
JAN.

silverhorn.co.uk

NOTICE

This Parts List is for the following purposes.

1. When ordering parts, check with this Parts List to confirm the part number and the name of parts.
2. When making repairs, refer to the illustrations in this Parts List.
3. This Parts List is subject to change without notice.

NOTE

Utilisation de ce livre

1. A la commande d'une pièce, chercher la référence et le nom de la pièce.
2. Pour les rèparations, employez les illustrations.
3. La liste des pièces peut-être modifiè sans préavis.

ACHTUNG

Die vorliegende Stückliste ist zur Verwendung der folgenden Fälle aufzubewahren:

1. Bei Bestellung der Teile anhand dieser Liste die Kennzahl und die Bezeichnung der Teile feststellen.
2. Bei Reparatur auf die Figur in der Stückliste Bezug nehmen.
3. Änderungen dieser Bestandteilliste vorbehalten.

silverhorn.co.uk

INSTRUCTIONS
INSTRUCTION
ERKLÄRUNG

① ②

010200 PISTON AND CRANKSHAFT / PISTON ET VILEBREQUIN / KOLBEN UND KURBELWELLE

〔B〕

⑩ → S.No. ; A:<=15000, B:14000 to 15000

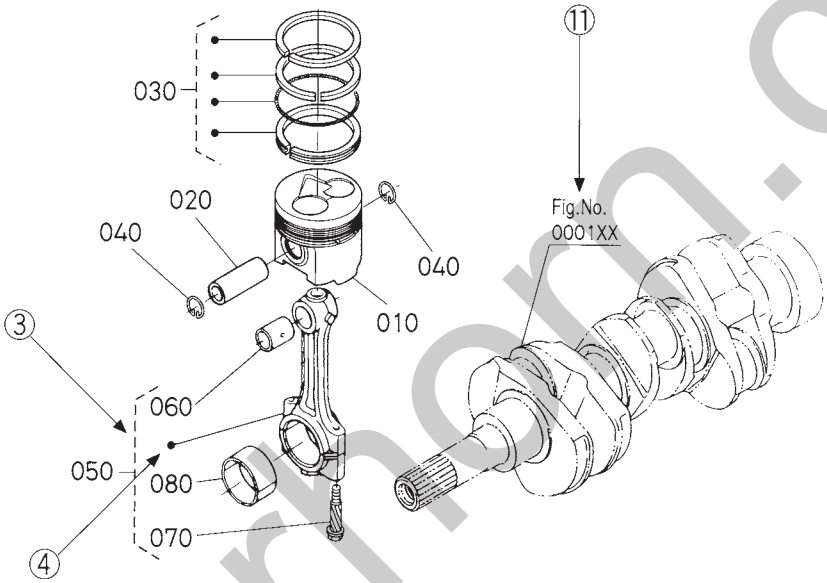

⑤ ⑥ ⑦ ⑧ ⑥ ⑨

A:XXXX, B:XXXX

REF. No. POS.No. BILD-Nr.	PART No. REFERENCE BESTELL-Nr.	PART NAME	DESIGNATION	BEZEICHNUNG	Q'TY/S.No. Q'TE/No.S. STUECK/S.Nr. A	B	I.C.	REMARKS REMARQUES BEMERKUNGEN
010	15800-0000-0	PISTON	PISTON	KOLBEN	1 <=15000	1 <=15000		
010	15800-0000-2	PISTON	PISTON	KOLBEN	1 >=15001	1 >=15001	←	〔Example—1〕 〔Exemple—1〕 〔Beispiel—1〕
020	15800-1000-0	PIN,PISTON	AXE DE PISTON	KOLBENBOLZEN	1 <=15000	1 <=15000		
020	15800-1000-2	PIN,PISTON	AXE DE PISTON	KOLBENBOLZEN	1 >=15001	1 >=15001	≠	〔Example—2〕
030	15800-2000-0	ASSY PISTON RING	ENS.JEU DE SEGMENTS	KOLBENRINGE	1 <=15000	1 <=15000		〔Exemple—2〕 〔Beispiel—2〕
030	15830-2000-0	ASSY PISTON RING	ENS.JEU DE SEGMENTS	KOLBENRINGE	1 >=15001	1 >=15001	↔	
								〔Example—3〕 〔Exemple—3〕 〔Beispiel—3〕

silvermon.co.uk

① Fig. No. ..... Represents No. corresponding to each group name.

② Specifications ..... The types and destinations of sister models are indicated. These indications are given to tell their relevant pages in this book.
(for sister models)

③ Components ..... The components of an assembly are identified by a bracket of dotted lines.

④ Point ..... Indicates that the parts is not sold independently.
The assembly (Ref.No.050) containing the part needs to be ordered.

⑤ REF. No. ..... Reference numbers are assigned to parts in the illustration.The code number of a part in the illustration can be identified by referring to the same reference number in the parts list.

⑥ Model name ..... The name of the basic model is indicated in this column. Other applicable models are indicated on the "REMARKS" column ⑨.

⑦ S. No. ..... Indicates a group of serial numbers to which a design change is applied.
(serial No.)

Engine Serial No.

7 J 0001
7 K A001

Lower 4 digits in Numerals or Alphabetical letter (A to Z) and Numerals (start 0001 to max Z999).

5th digit ····· Alphabetical letter (Month of manufacture).

Month	1	2	3	4	5	6	7	8	9	10	11	12
	A,B	C,D	E,F	G,H	J,K	L,M	N,P	Q,R	S,T	U,V	W,X	Y,Z

6th digit ····· Numerals or Alphabetical letter (Year of manufacture).

Year	1998	1999	2000	01	02	03	04	05	06	07	08	09	10	11
	W	X	Y	1	2	3	4	5	6	7	8	9	A	B

⑧ I. C. ..... Indicates the interchangeability of parts due to design change.
(interchangeability)

Example-1 ..... ← indicates that a new part can replace an old part, but not vice versa.
15800-0000-0 is applicable to the first serial number to S. No. 15000.
15800-0000-2 is applicable to the first serial number and above.

Example-2 ..... ≠ indicates that the new and old parts are not interchangeable.
15800-1000-0 is applicable to the first serial number to S. No. 15000.
15800-1000-2 is applicable to S. No. 15001 and above.

Example-3 ..... ↔ indicates that the new and old parts are interchangeable. Both 15800-2000-0 and 15830-2000-0 are applicable to the first serial number and above.

⑨ REMARKS 1 ..... In this column, enter other applicable model names, dimensions and other special items. The following symbols and abbreviations are used throughout this book.
29∗12.00-15 ... Tire size sq.m .... m^2 sq.mm .... mm^2
cu.m .... m^3 cu.mm ... mm^3 D ... Diameter L .... Length

⑩ REMARKS 2 ..... The following expressions are used in NOTE for each group.
Machines' serial numbers are indicated as follows.
<=15000 ..... Serial number below 15000.
>=15001 ..... Serial number above 15001.
14000 to 15000 ..... Serial number 14000 to 15000.
For some models, the above expressions may also be used REMARKS 1 ⑨.

⑪ Fig. No. ..... Indicates the numbers of figures for the parts that are shown in virtual images.
(virtual images)
A figure number with XX means that there are two or more figures depending on the sister models.

silverhorn.co.uk

① No. de Fig. ..... Représente le No. de chaque nom de groupe.

② Spécifications (pour modèles soeurs) ..... Les types et les destinations des modèles soeurs sont indiqués. Ces indications sont données pour donner leurs pages relatives dans ce livre.

③ Composantes ..... Les composantes d'un ensemble sont identifiées par des parenthèses en pointillé.

④ Point ..... Indique que la pièce n'est pas à vendre toute seule.
Elle doit être commandée avec l'ensemble (POS.No. 050) qui la contient.

⑤ POS.No. ..... Des numéros de position sont donnés aux pièces représentées dans l'illustration.
Le référence d'une pièce de l'illustration peut être identifié en se reportant au même numéro de position indiqué dans la liste des pièces détachées.

⑥ Nom de type ..... Le nom du type de base est indiqué dans cette colonne. Les autres modèles sont indiqués dans la colonne des "REMARQUES" ⑨.

⑦ No. S. (No. de série) ..... Indique un groupe de numéros de série qui a subit des modifications de modèle.

No. de série de moteur

7 J 0001
7 K A001

4 chiffres inférieurs en lettres numérals ou alphabétiques (de A à Z) et numérals (de 0001 jusqu'à Z999 au maximum).

5ème chiffre ····· Lettre alphabétique (Mois de fabrication).

Mois	1	2	3	4	5	6	7	8	9	10	11	12
	A,B	C,D	E,F	G,H	J,K	L,M	N,P	Q,R	S,T	U,V	W,X	Y,Z

6ème chiffre ····· Numeral ou lettre alphabétique (Année de fabrication).

Année	1998	1999	2000	01	02	03	04	05	06	07	08	09	10	11
	W	X	Y	1	2	3	4	5	6	7	8	9	A	B

⑧ I. C. (permutabilité) ..... Indique la permutabilité des pièces due à un changement dans le modèle.

Exemple-1 ..... ← indique que la nouvelle pièce peut remplacer la vieille, mais pas vice versa.
Le 15800-0000-0 s'applique au premier numéro de série jusqu'au No.S. 15000.
Le 15800-0000-2 s'applique au premier numéro de série et à ceux ci-dessus.

Exemple-2 ..... ≠ indique que la nouvelle et vielle pièces sont permutables.
Le 15800-1000-0 s'applique au premier numéro de série jusqu'au No.S. 15000.
Le 15800-1000-2 s'applique au No.S. 15001 et à ceuxci-dessus.

Exemple-3 ..... ↔ indique que la nouvelle pièce et la vielle pièce sont interchangeable. Toules deux numéros 15800-2000-0 et 15830-2000-0 sont applicables a premier numéro de cette depuis.

⑨ REMARQUES 1 ... Cette colonne renferme d'autres noms de modèles applicables, les dimensions et autres éléments spéciaux.
Les symboles abréviations suivants sont utilisés dans l'ensemble de ce manuel.
29∗12.00-15 ... Dimension des pneus sq.m ... m^2 sq.mm ... mm^2
cu.m ... m^3 cu.mm .. mm^3 D ... Diamètre L ... Longueur

⑩ REMARQUES 2 ... Les expressions suivantes sont utilisées dans la NOTE de chaque groupe.
Les numéros de série des machines sont indiqués de la manière suivante.
<=15000 ..... Numéros de série au-dessous de 15000.
>=15001 ..... Numéros de série au-dessus de 15001.
14000 to 15000 ..... Numéros de série 14000 á 15000.
Pour certaines modèles, les expressions ci-dessus peuvent aussi être utilisées dans la rubrique des REMARQUES 1 ⑨.

⑪ No. de Fig. (images virtuelles) ..... Indique les numéros de figures pour les pièces qui sont illustrées dans les images virtuelles. Un numéro de figure avec XX signifie qu'il y a plus de deux figures selon les modèles soeurs.

silvernorm.co.uk

① Abb. Nr. ..... Diese Nummer bezieht sich auf die jeweilige Gruppenbezeichnung.

② Spezifikationen .... (für Schwestermodelle) Die Typen und Bestimmungsorte der Schwestermodelle sind angegeben. Die Angaben beziehen sich auf die entsprechenden Seiten in diesen Handbuch.

③ Einzelteile ..... Die Einzelteile einer Baugruppe sind durch eine Klammer aus gestrichelten Linien gekennzeichnet.

④ Punkte ..... Punktierung zeigt an, daß das entsprechende Teil nicht einzeln erhältlich ist. Die gesammte Baugruppe, die dieses Teil beinhaltet muß bestellt werden. (BILD-Nr. 050).

⑤ BILD-Nr. ..... Die Teile in den Abbildungen sind mit Bezugsnummern versehen. Die Kennummer eines der abgebildeten Teile erhalten Sie, wenn Sie unter der Bezugsnummer in der Ersatzteilliste nachsehen.

⑥ Typenbezeichnung ... In dieser Spalte wird die Bezeichnung des Grundtype aufgeführt. Weiter Modelle, die verwendet werden können werden unter "BEMERKUNGEN" in Spalte ⑨ angegeben.

⑦ S. Nr. ..... (Serien Nr.) Bezeichnet eine Gruppe Seriennummern, bei der Änderungen in der Ausführung vorgenommen wurden.

Motor-Serien-Nr.

7 J 0001
7 K A001

Untere 4 Stellen mit Ziffern oder mit Buchstabe (A bis Z) und Ziffern (von 0001 bis max. Z999).

5. Stelle ····· Buchstabe (Herstellungsmonat).

Monat	1	2	3	4	5	6	7	8	9	10	11	12
	A,B	C,D	E,F	G,H	J,K	L,M	N,P	Q,R	S,T	U,V	W,X	Y,Z

6. Stelle ····· Buchstabe oder Ziffer (Herstellungsjahr).

Jahr	1998	1999	2000	01	02	03	04	05	06	07	08	09	10	11
	W	X	Y	1	2	3	4	5	6	7	8	9	A	B

⑧ I. C. ..... (Austauschmöglichkeit) Bezeichnet die Austauschmöglichkeit der Teile untereinander bei einer Änderung in der Ausführung.

Beispiel- 1 ..... ← besagt, daß das alte Teil durch ein neues ersetzt werden kann, nicht jedoch umgekehrt. 15800-0000-0 bezieht sich auf die erste Serien Nr.bis S.Nr. 15000.
15800-0000-2 bezieht sich auf die erste Serien Nr.und darüber.

Beispiel- 2 ..... ≠ besagt, daß alte und neue Teile nicht austauschbar sind.
15800-1000-0 bezieht sich auf die erste Serien Nr.bis S.Nr. 15000.
15800-1000-2 bezieht sich auf S.Nr. 15001 und darüber.

Beispiel- 3 ..... ↔ besagt, daß alte und neue Teile austauschbar sind. Beiderseitig 15800-2000-0 und 15830-2000-0 bezieht sich auf die erste Serien Nr. und darüber.

⑨ BEMERKUNGEN 1 .. In dieser Spalte finden Sie weitere verwendbare Modellbezeichnungen, Abmessungen und andere besondere Angaben.
Die folgenden Symbole und Abkürzungen werden im Gesamettext des Buches benutzt : 29∗12.00-15 ..... Reifengrößen sq.m ..... m^2 sq.mm ..... mm^2
cu.m ..... m^3 cu.mm ..... mm^3 D ..... Durchmesser L ..... Länge

⑩ BEMERKUNGEN 2 .. Die folgenden Ausdrücke werden in "NOTE" für jede Gruppe verwendet.
Seriennummern von Maschinen werden wie folgt angezeigt :
<=15000 ... Seriennummern unter 15000.
>=15001 ..... Seriennummern über 15001.
14000 to 15000 ..... Seriennummern 14000 bis 15000.
Bei einigen Modellen können die oben genannten Ausdrücke auch in "ANMERKUNGEN 1 ⑨" verwendet werden.

⑪ Abb. Nr. ..... (virtuellen Bildern illustriert sind) Bezeichnet die Nummern der Abbildungen für die Teile, die in virtuellen Bildern illustriert sind. Ein Abbildungsnummer mit XX bedeutet, daß sich zwei oder mehre Abbildungen gemäß den Schwestermodellen befinden.

silverhorn.co.uk

SERIAL NUMBER

The model name, machine number and engine number of this product are described in their respective positions, as shown below. Note that their positions may be different depending on the specifications. Check the specifications of the product.

	Type	Serial No.
Tractor	_____	_____
Engine	_____	_____

Date of Purchase _____

Name of Dealer _____
(To be filled in by purchaser)

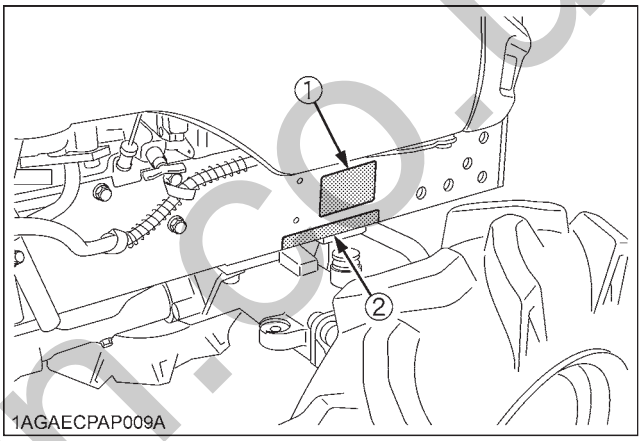

① *Tractor identification plate*
② *Tractor serial number*

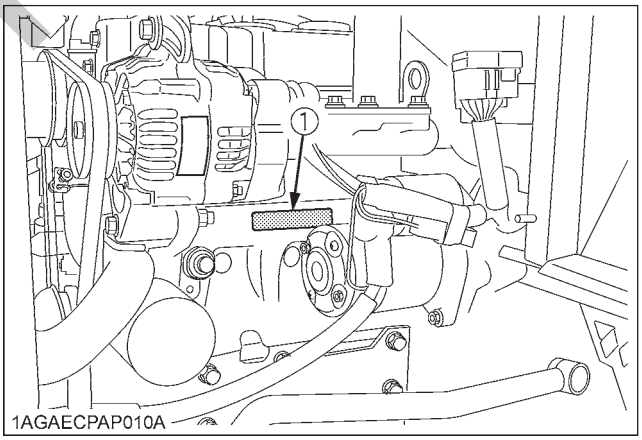

① *Engine serial number*

silverhorn.co.uk

NUMERO DE SERIE

Le nom du modèle, le numéro de la machine et le numéro du moteur de ce produit sont décrits dans leur position respective, comme il est montré ci-dessous. Il est à noter que ces positionnements peuvent étre différents selon les données techniques. Vérifier les données techniques du produit.

	MODELE	No. DE SERIE
Tracteur	_____	_____
Moteur	_____	_____

Date d'achatr _____

Nom du concessionnaire _____
(A remplir par le client)

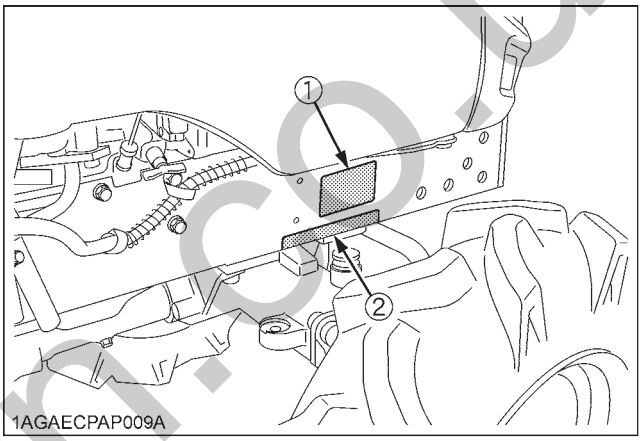

① *Plaque d'identification du tracteur*
② *No. de série du tracteur*

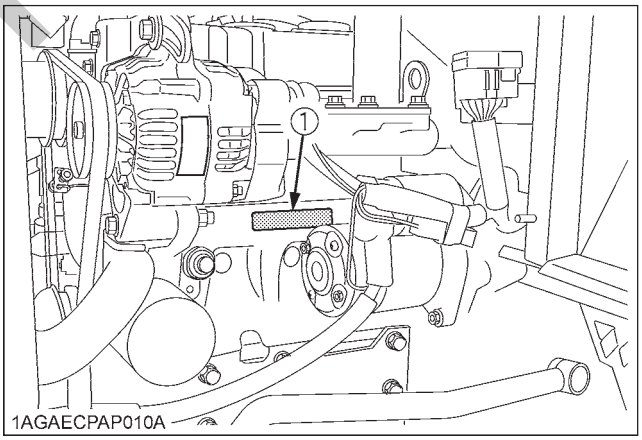

① *No. de série du moteur*

silverhorn.co.uk

SERIENNUMMER

Die Modellbezeichnung, die Maschinen-und die Motornummer dieses Produkts werden in ihren entsprechenden Positionen beschrieben (siehe unten). Wir weisen darauf hin, daß sich ihre Positionen je nach Spezifikation verändern können. Lesen Sie die produktspezifiationen.

	Typ	Nummer
Traktor	_____	_____
Motor	_____	_____

Datum des Kaufs _____

Name des Händlers _____
(durch den Eigentümer auszufüllen)

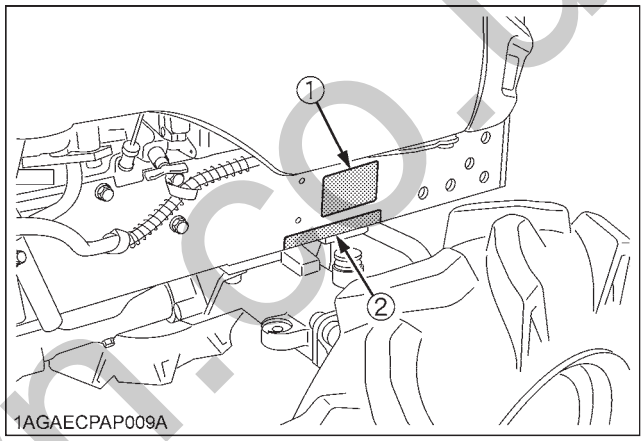

① *Traktor-Fabrikationsschild*
② *Fahrgestell-Nummer*

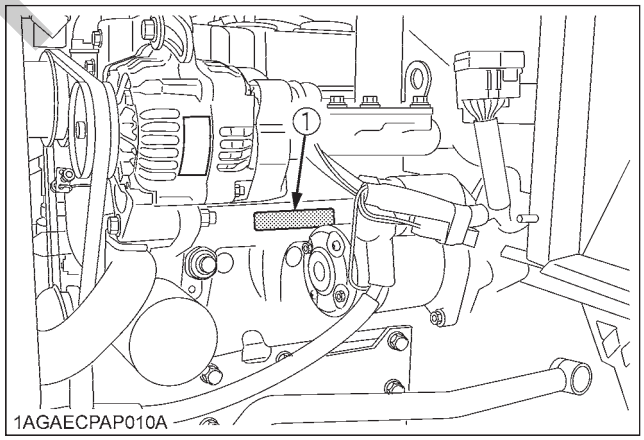

① *Motor-Nummer*

silverhorn.co.uk

SECTION CONTENTS

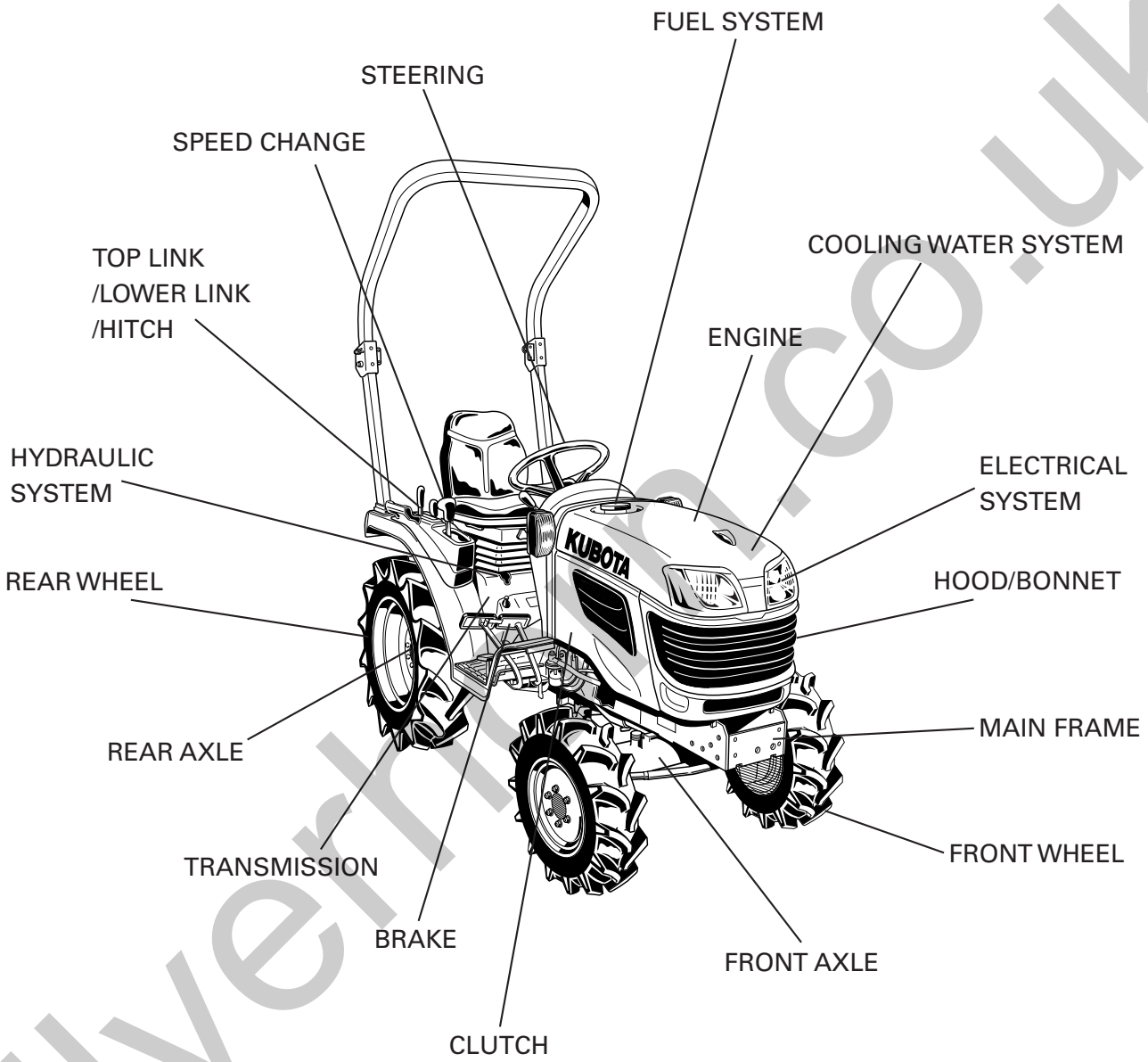

LABEL

ACCESSORIES AND SERVICE PARTS

OPTION

silverhill.co.uk

CONTENUS DE LA SECTION

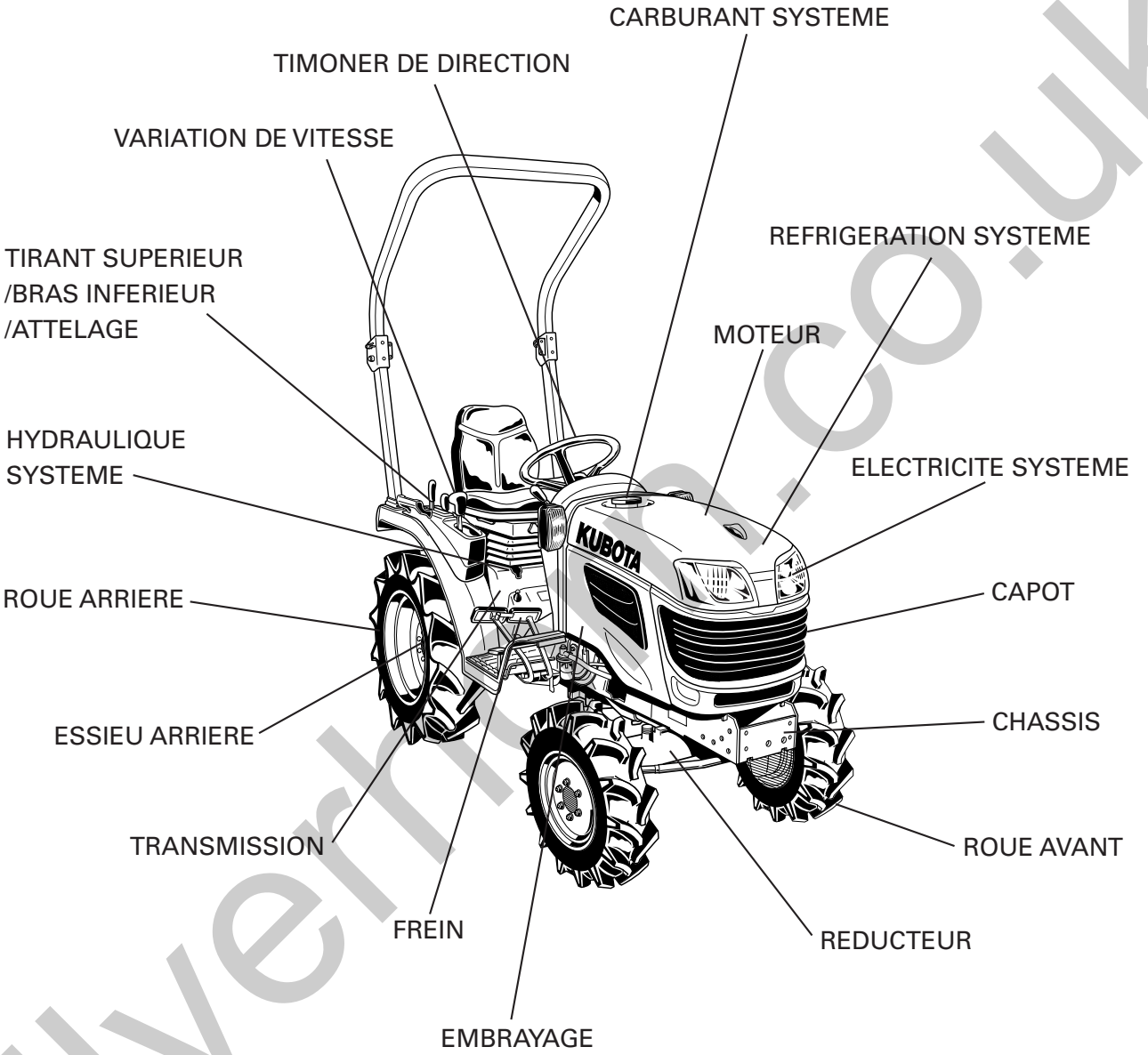

ETIQUETTE

ACCESSOIRES ET PIECES DE SERVICE

OPTION

silverhill.co.uk

ABSCHNITTSINHALT

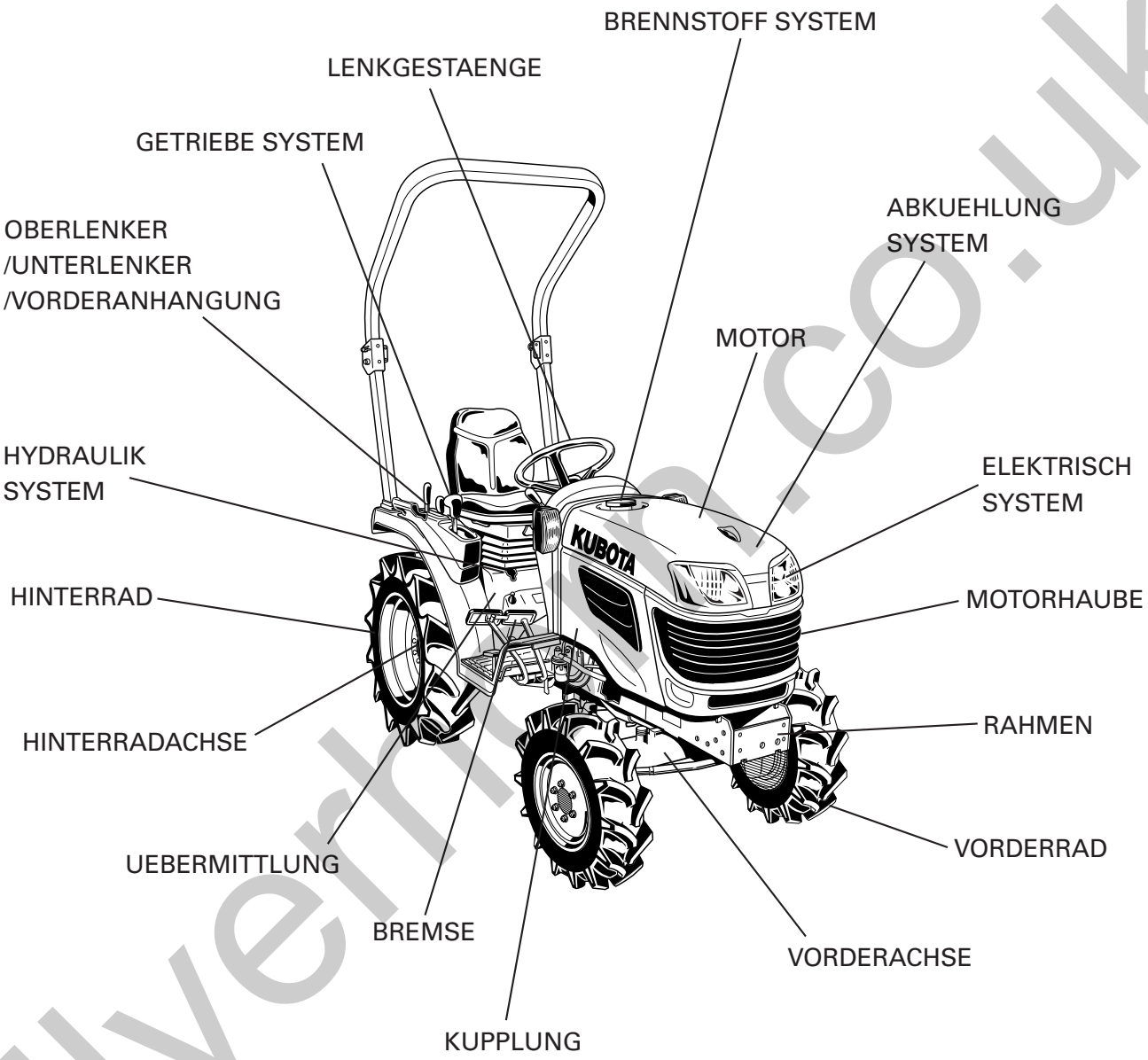

AUFKLEBER

SONTIGES ZUBEHOER UND SERVICE-TEILE

OPTION

silverhm.co.uk

[How to read contents with illustrations]

Illustration example

ENGINE ← STEP1			
000100	000200	000300	← STEP2
CRANKCASE	OIL PAN	CYLINDER HEAD	← STEP3
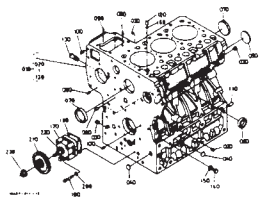	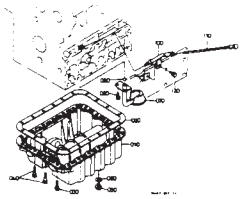	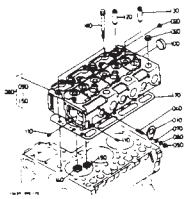	← STEP4
000500	010000	010100	010200
HEAD COVER	MAIN BEARING CASE	CAMSHAFT AND IDLE GEAR SHAFT	PISTON AND CRANK SHAFT

STEP1; This indicates the items listed in SECTION CONTENTS.

STEP2; These indicate the figure number given in the text.

(Fig. No...000300)

STEP3; This indicates the group name in the text.

STEP4; This indicates the illustrations of the group in the text.

How to retrieve:

Look at SECTION CONTENTS to select an item you are looking for. In STEP1, find the same item. In STEP4, find the part you are searching. In STEP2 and STEP3, refer to the page of the group and retrieve the part number.

silverhorn.co.uk

[Comment lire les contenus avec les illustrations]

Exemple d´illustration

MOTEUR ← ETAPE1			
000100	000200	000300	← ETAPE2
BLOC MOTEUR	CARTER D´HUILE	CULASSE	← ETAPE3
			← ETAPE4
000500	010000	010100	010200
COUVRE-CULASSE	PALIERS DE VILEBREQUIN	ARBRE A CAMES ET ARBRE DE PIGNON FOU	PISTON ET VILEBREQUIN

ETAPE1: Ceci indique les articles répertories dans les CONTENUS DE LA SECTION.

ETAPE2: Ceci indique le numéro de l´illustration donnés dans le texte.

(No. de Fig...000300)

ETAPE3: Ceci indique le nom du groupe dans le texte.

ETAPE4: Ceci indique les illustrations du groupe dans le texte.

Comment retrouver:

Regarder aux CONTENUS DE LA SECTION pour choisir l´article que l´on désire chercher. A l´ETAPE 1, trouver le méme article. A l´ETAPE 4, trouver la piéce que l´on est en train de chercher. A l´ETAPE 2 et à l´ETAPE 3, se référer à la page du groupe et retrouver le numéro de la pièce.

silverhorn.co.uk

[Lesens des Inhalts der Abbildungen]

Bildbeispiel

MOTOR ← SCHRITT1			
000100	000200	000300	← SCHRITT2
KURBELGEHAEUSE	OELWANNE	ZYLINDERKOPF	← SCHRITT3
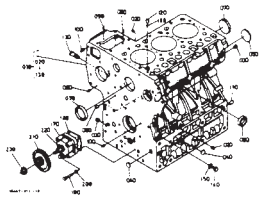	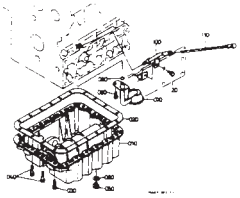	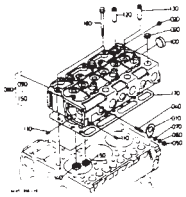	← SCHRITT4
000500	010000	010100	010200
ZYLINDERKOPFHAUBE	HAUPTLAGERGEHAEUSE	NOCKENWELLE UND WELLE, FREILAUFGETR	KOLBEN UND KURBELWELLE

SCHRITT1: Zeigt die Posten im ABSCHNITTSINHALT an.

SCHRITT2: Zeigt die Abbildungsnummer im Text an.

(Abb. -Nr...000300)

SCHRITT3: Zeigt den Gruppennamen im Text an.

SCHRITT4: Zeigt die Abbildungen der Gruppe im Text an.

Abrufen:

Sehen Sie den ABSCHNITTSINHALT und wählen Sie den Posten an, der gewünscht wird, Im SCHRITT 1 suchen Sie für den gleichen Posten. Im Schritt 4 suchen Sie den aufzufindenden Teil, In den SCHRITTEN 2 und 3 beziehen Sie sich bitte die Ssite der Gruppe und rufen Sie die Teilenummer ab.

silverhorn.co.uk

ENGINE
MOTEUR
MOTOR

Fig.No. 000100

CRANKCASE

BLOC MOTEUR

KURBELGEHAEUSE

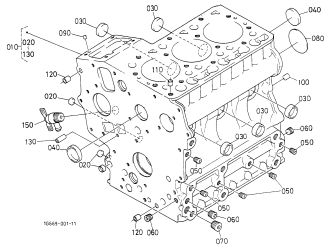

Fig.No. 000200

OIL PAN

CARTER D'HUILE

OELWANNE

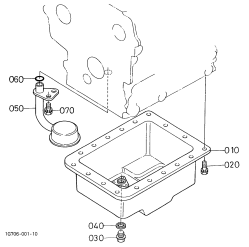

Fig.No. 000300

CYLINDER HEAD

CULASSE

ZYLINDERKOPF

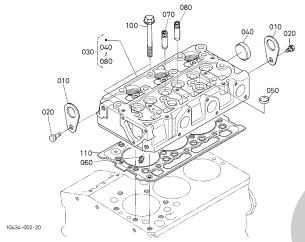

Fig.No. 000400

GEAR CASE

CARTER DE DISTRIBUTION

GETRIEBEGEHAEUSE

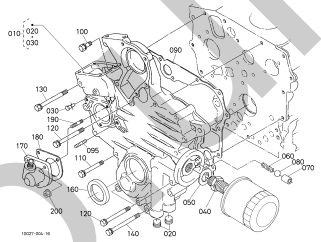

Fig.No. 000500

HEAD COVER

COUVRE-CULASSE

ZYLINDERKOPF-DECKEL

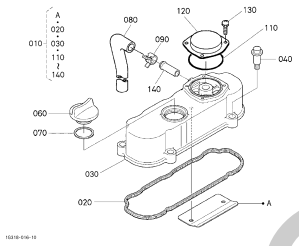

Fig.No. 000600

OIL FILTER

FILTRE D'HUILE

OELFILTER

Fig.No. 000700

DIPSTICK AND GUIDE

JAUGE D'HUILE ET GUIDE

OELMESSSTAB UND FUEHRUNG

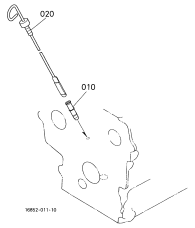

Fig.No. 000800

OIL PUMP

POMPE D'HUILE

OEL PUMPE

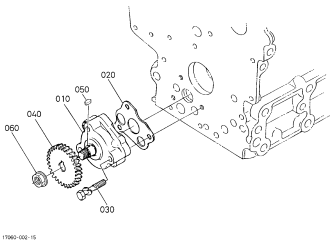

Fig.No. 010000

MAIN BEARING CASE

PALIERS DE VILEBREQUIN

HAUPTLAGERGEHAEUSE

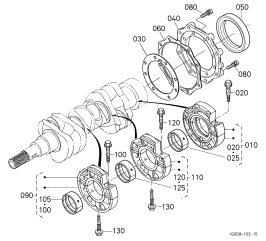

Fig.No. 010100

CAMSHAFT AND IDLE GEAR SHAFT

ARBRE A CAMES ET ARBRE DE PIGNON INTERMEDIAIRE

NOCKENWELLE UND FREILAUFGETRIEBEWELLE

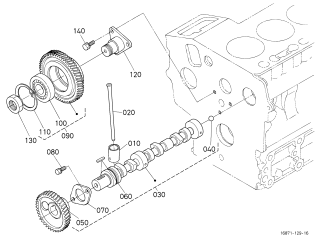

Fig.No. 010200

PISTON AND CRANK SHAFT

PISTON ET VILEBREQUIN

KOLBEN UND KURBELWELLE

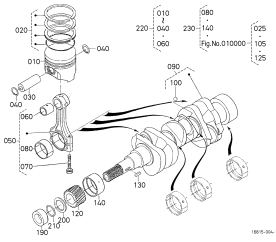

Fig.No. 010300

FLYWHEEL

VOLANT MOTEUR

SCHWUNGRAD

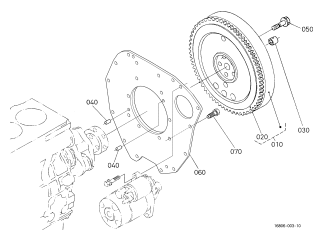

silverhorn.co.uk

Fig.No. 010500

FUEL CAMSHAFT AND GOVERNOR SHAFT

ARBRE A CAMES DE CARBURANT ET ARBRE REGULATEUR

KRAFTSTOFF-NOCKENWELLE UND ACHSE

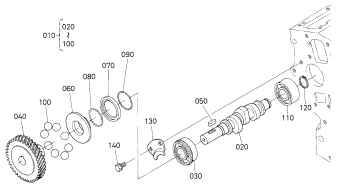

Fig.No. 020000

IDLE APPARATUS

DISPOSITIF DE RALENTISSEUR

FREILAUFAPPARAT

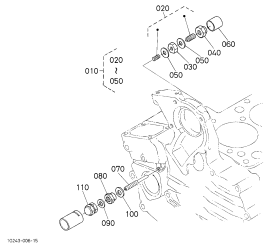

Fig.No. 020200

INJECTION PUMP

POMPE D'INJECTION

EINSPRITZENPUMPE

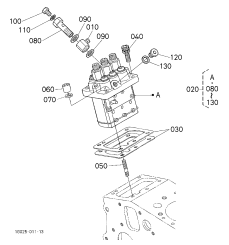

Fig.No. 020400

GOVERNOR

REGULATEUR DE VITESSES

REGLER

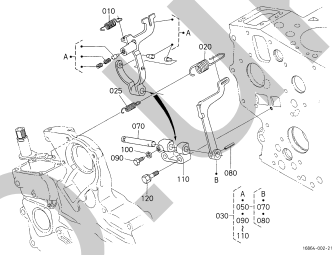

Fig.No. 020500

SPEED CONTROL PLATE

PLAQUE DE VITESSE-CONTROLE

GESCHWINDIGKEITS-REGLERPLATTE

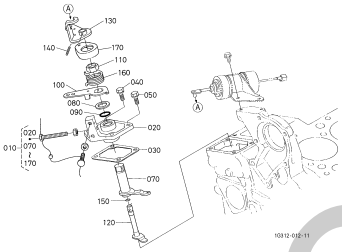

Fig.No. 020600

NOZZLE HOLDER AND GLOW PLUG

PORTE-INJECTEUR ET BOUGIE DE PRECHAUFFAGE

DUESENHALTER UND GLUEHKERZE

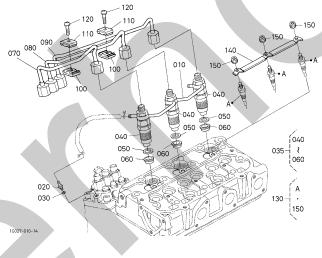

Fig.No. 020700

NOZZLE HOLDER [COMPONENT PARTS]

PORTE-INJECTEUR [PARTIES COMPOSANTES]

DUESENHALTER [EINZEL-TEIL]

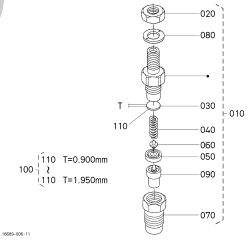

Fig.No. 030100

FUEL PUMP (MECHANICAL)

POMPE D'ALIMENTATION (MECHANIQUE)

KRAFTSTOFFPUMPE (MECHANISCH)

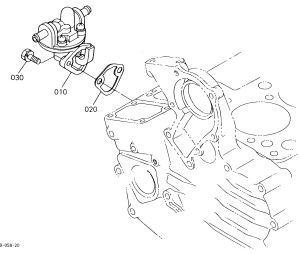

Fig.No. 040200

FAN DRIVE PULLEY

VENTILATEUR POULIE D'ENTRAINEMENT

VENTILATOR-RIEMENSCHEIBE

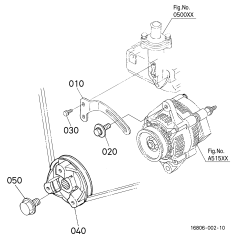

Fig.No. 050000

WATER FLANGE AND THERMOSTAT

BRIDE A EAU ET THERMOSTAT

WASSERFLANSCH UND THERMOSTAT

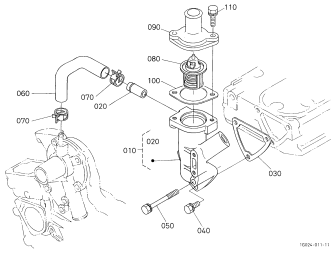

Fig.No. 050100

WATER PUMP

POMPE A EAU

WASSERPUMPE

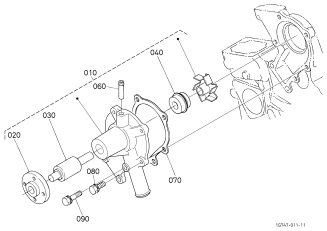

Fig.No. 060000

VALVE AND ROCKER ARM

SOUPAPES,CULBUTEURS

VENTIL, KIPPENARM

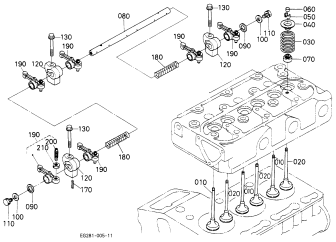

silvermorn.co.uk

Fig.No. 060100

INLET MANIFOLD

COLLECTEUR D'ADMISSION

ANSAUGENLEITUNG

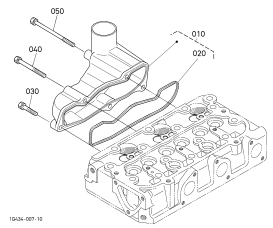

Fig.No. 060200

EXHAUST MANIFOLD

COLLECTER D'ECHAPPEMENT

AUSPUFFRUMMER

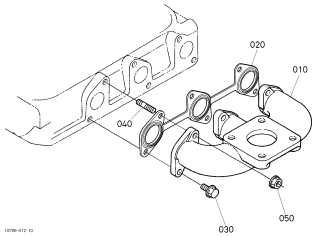

Fig.No. 060300

AIR CLEANER

FILTRE A AIR

LUFTFILTER

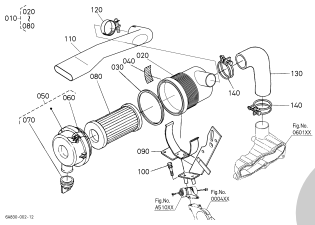

Fig.No. 060500

MUFFLER

SILENCIEUX

AUSPUFFTOPF

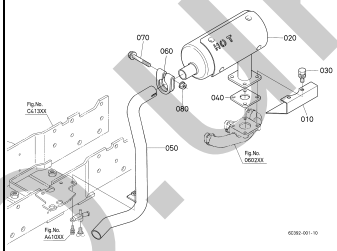

Fig.No. 090000

UPPER GASKET KIT [OPTION]

JEU DE JOINTS SUPERIEUR [OPTION]

DICHTUNGSSATZ ZYLINDERKOPF [OPTION]

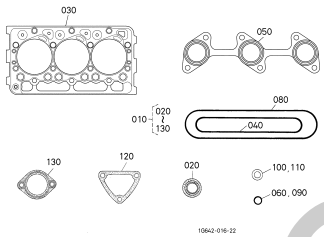

Fig.No. 090100

LOWER GASKET KIT [OPTION]

JEU DE JOINTS INFERIEUR [OPTION]

DICHTUNGSSATZ MOTORBLOCK [OPTION]

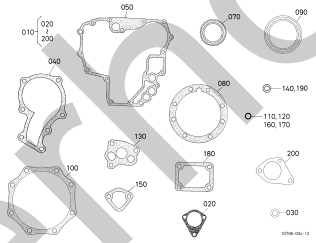

Fig.No. A00100

HAND ACCELERATOR LEVER

LEVIER D'ACCELERATEUR

BESCHLEUNIGUNGSHEBEL

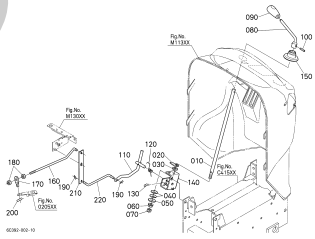

Fig.No. A02000

ACCELERATOR PEDAL

PEDALE D'ACCELERATEUR

BESCHLEUNIGUNGSPEDAL

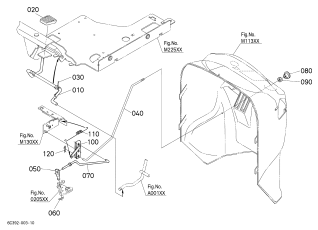

FUEL SYSTEM
CARBURANT SYSTEME
BRENNSTOFF SYSTEM

Fig.No. A10100

FUEL TANK

RESERVOIR A CARBURANT

KRAFTSTOFFTANK

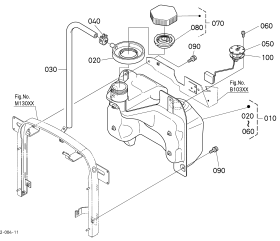

Fig.No. A11000

FUEL PIPE

TUYAU A CARBURANT

KRAFTSTOFFROHR

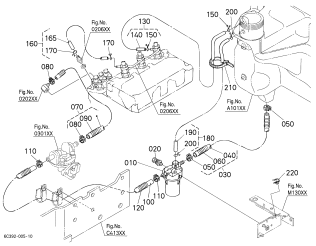

Fig.No. A13000

FUEL FILTER [COMPONENT PARTS]

FILTRE A CARBURANT [PARTIES COMPOSANTES]

KRAFTSTOFFILTER [EINZEL-TEIL]

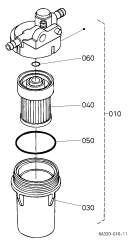

silverthorn.co.uk

COOLING WATER SYSTEM
REFRIGERATION SYSTEME
ABKUEHLUNG SYSTEM

Fig.No. A40100

FAN

VENTILATEUR

VENTILATOR

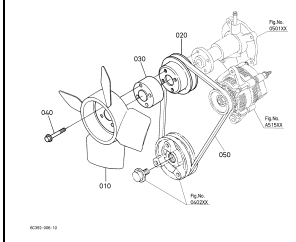

Fig.No. A41000

WATER PIPE

TUYAU D' EAU

WASSERROHR

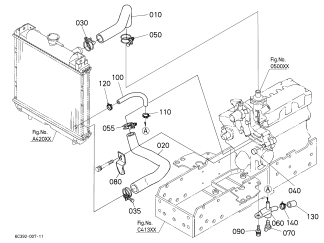

Fig.No. A42000

RADIATOR

RADIATEUR

KUEHLER

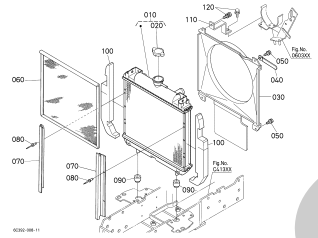

Fig.No. A43000

RESERVE TANK

VASE DE EXPANSION

RESERVEBEHALTER

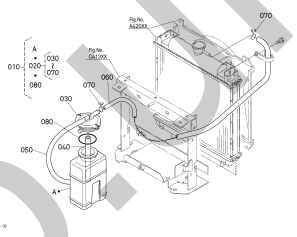

ELECTRICAL SYSTEM
ELECTRICITE SYSTEME
ELEKTRISCH SYSTEM

Fig.No. A51000

STOP SOLENOID

SOLENOIDE D'ARRET

ABSTELLSOLENOID

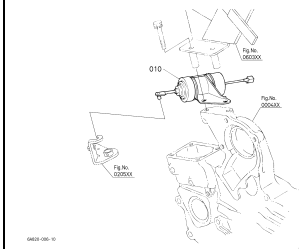

Fig.No. A51500

ALTERNATOR

ALTERNATEUR

WECHSELSTROMGENERATOR

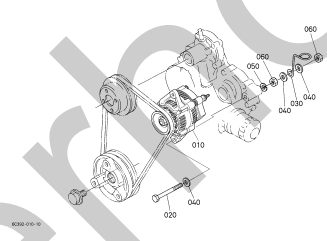

Fig.No. A52000

ALTERNATOR [COMPONENT PARTS]

ALTERNATEUR [PARTIES COMPOSANTES]

WECHSELSTROMGENERATOR [EINZEL-TEIL]

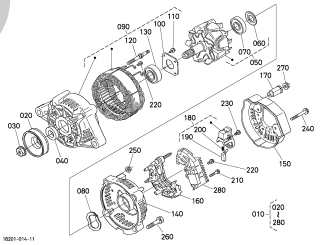

Fig.No. A52500

STARTER

DEMARREUR

ANLASSER

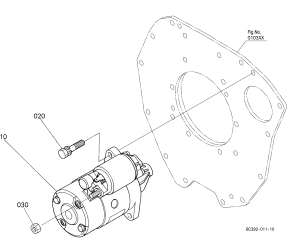

Fig.No. A53000

STARTER [COMPONENT PARTS]

DEMARREUR [PARTIES COMPOSANTES]

ANLASSER [EINZEL-TEIL]

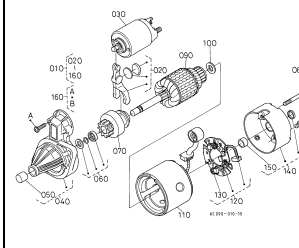

Fig.No. A53500

BATTERY

BATTERIE

BATTERIE

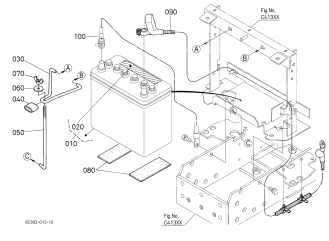

Fig.No. B10100

SWITCH

COMMUTATEUR

SCHALTER

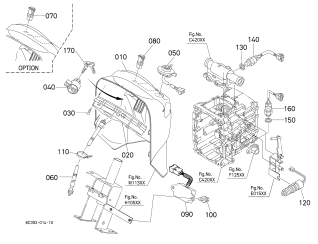

Fig.No. B10300

SWITCH/RELAY

COMMUTATEUR/RELAIS

SCHALTER/RELAIS

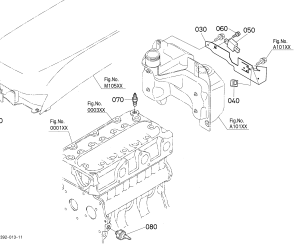

silverhorn.co.uk

Fig.No. B12000

PANEL BOARD [COMPONENT PARTS]

TABLEAU DE BORD [PARTIES COMPOSANTES]

INSTRUMENTENBRETT [EINZEL-TEIL]

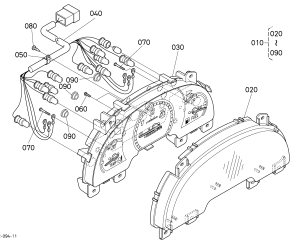

Fig.No. B30100

HEAD LIGHT

PHARE

SCHEINWERFER

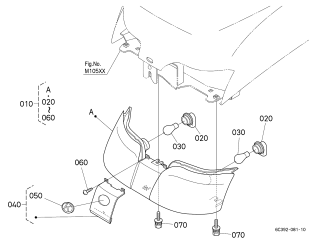

Fig.No. B30400

TAIL LIGHT

FEUX ARRIERE

SCHWANZ-LICHT

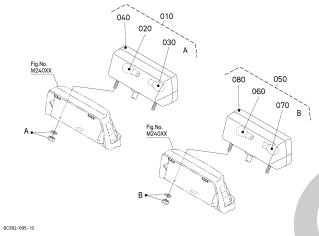

Fig.No. B31000

WINKER LAMP

LAMPE DE CLIGNOTANT

BLINKERLICHT

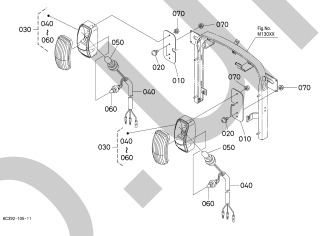

Fig.No. B31300

LICENSE LAMP

LAMP ET PLAQUE D'IMMATRICULATION

LIZENZLAMPE

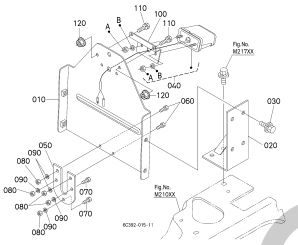

Fig.No. B50100

ELECTRICAL WIRING(BODY)

FAISCEAU ELECTRIQUE (CORPS)

ELEKTRISCHE AUSRUSTUNG (CARROSSERIE)

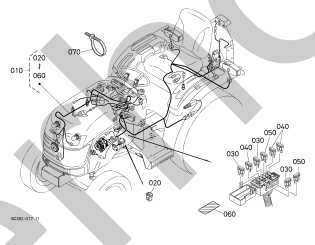

CLUTCH
EMBRAYAGE
KUPPLUNG

Fig.No. C10100

CLUTCH

EMBRAYAGE

KUPPLUNG

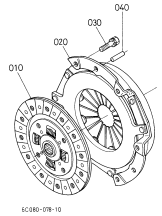

Fig.No. C11000

CLUTCH ROD

TIGE D'EMBRAYAGE

KUPPLUNG-STANGE

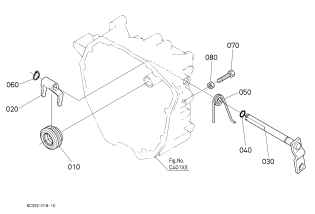

Fig.No. C30100

CLUTCH PEDAL

PEDALE DE EMBRAYAGE

KUPPLUNG-PEDAL

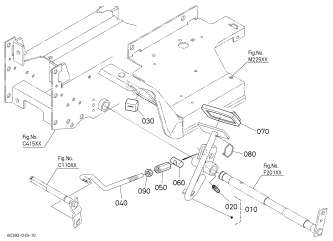

Fig.No. C40100

CLUTCH HOUSING

CARTER DE EMBRAYAGE

KUPPLUNG-GEHAEUSE

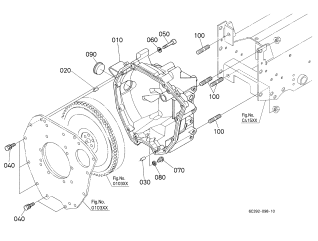

silverthorn.co.uk

MAIN FRAME
CHASSIS
RAHMEN

Fig.No. C41300

FRONT FRAME

CHASSIS AVANT

VORDERRAHMEN

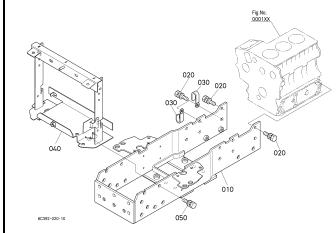

Fig.No. C41500

CENTER FRAME

CHASSIS CENTRE

MITTLERAHMEH

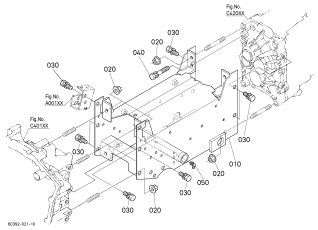

TRANSMISSION
TRANSMISSION
UEBERMITTLUNG

Fig.No. C42001

TRANSMISSION CASE

CARTER DE TRANSMISSION

GETRIEBE-GEHAEUSE

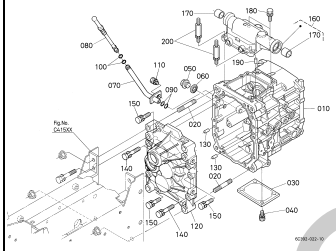

Fig.No. C42002

TRANSMISSION CASE

CARTER DE TRANSMISSION

GETRIEBE-GEHAEUSE

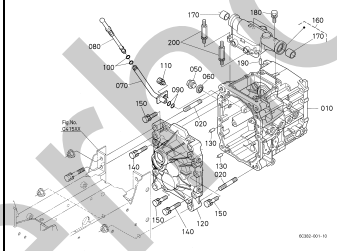

Fig.No. C42500

DIFFERENTIAL GEAR CASE

CARTER DE DIFFERENTIEL

DIFFERENTIALGEHAEUSE

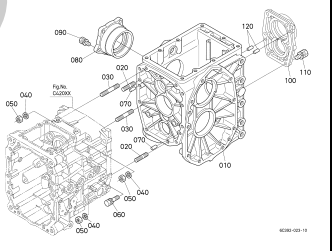

Fig.No. C42700

REAR AXLE CASE

CARTER PONT ARRIERE

HINTERACHSE-GEHAEUSE

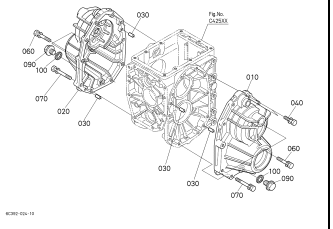

Fig.No. D00100

CLUTCH SHAFT

ARBRE D' EMBRAYAGE

KUPPLUNG-WELLE

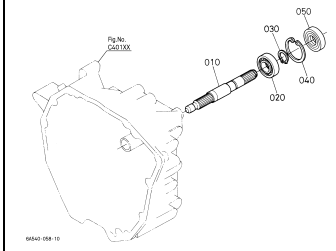

Fig.No. D00500

FRONT PROPELLER SHAFT

ARBRE DE TRANSMISSION

PROPELLERWELLE

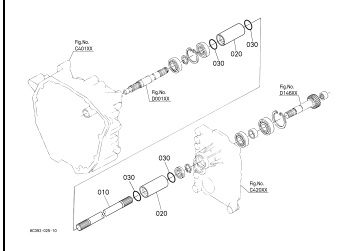

Fig.No. D13500

PTO SHAFT

ARBRE DE PDF

ZAPFWELLE

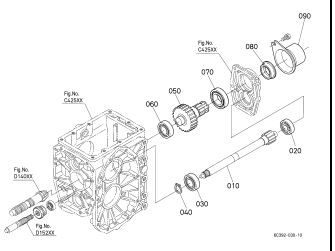

Fig.No. D13700

MID PTO

PDF VENTRALE

MITTLERE ZAPFWELLE

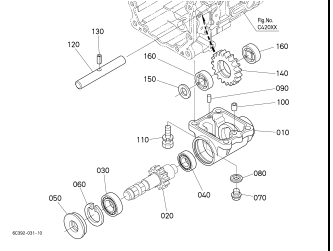

silverhorn.co.uk

Fig.No. D13900

RANGE GEAR

CHANGEMENT DE GAMME

DREHZAHLBEREICHSZAHNRAD

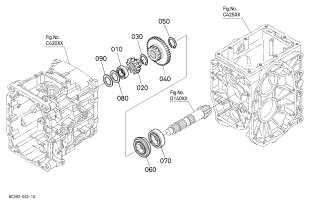

Fig.No. D14000

DIFFERENTIAL REAR

DIFFERENTIEL ARRIERE

HINTERACHSEN-DIFFERENTIAL

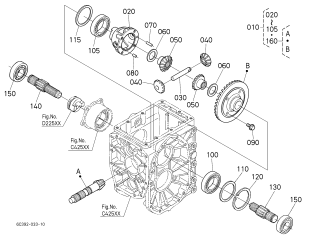

Fig.No. D14300

FRONT WHEEL PROPELLER SHAFT

ARBRE D'ENTRAINEMENT AVANT

VORDERANTRIEBSWELLE

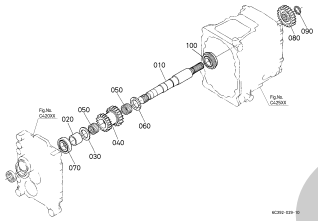

Fig.No. D14600

1ST SHAFT

1EME ARBRE

ZUERST-WELLE

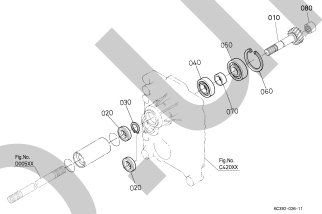

Fig.No. D14900

2ND SHAFT

2EME ARBRE

ZWEIT-WELLE

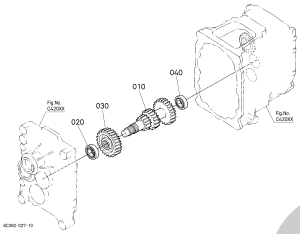

Fig.No. D15200

3RD SHAFT / 4TH SHAFT

3EME ARBRE / 4EME ARBRE

DRITT-WELLE / VIERT-WELLE

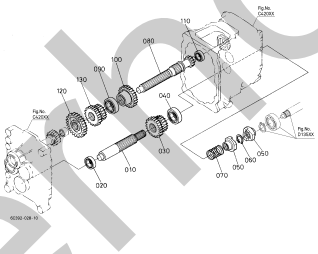

SPEED CHANGE
VARIATION DE VITESSE
GETRIEBE SYSTEM

Fig.No. D20100

MAIN GEAR SHIFT FORK

FOURCHETTE DE CHANGEMENT DE VITESSES

HAUPTSCHALTGABEL

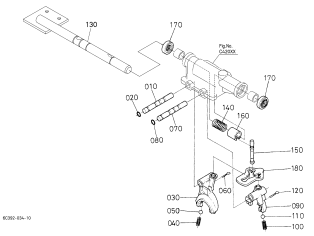

Fig.No. D21700

RANGE GEAR SHIFT FORK

FOURCHETTE DE CHANGEMENT DE VITESSES

DREHZAHLBEREICHSSCHALTGABEL

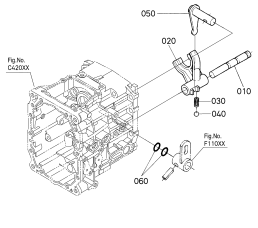

Fig.No. D22000

PTO SHIFT FORK

FOURCHTTE DE PDF

ZAPFSCHALTGABEL

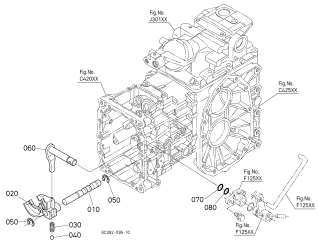

Fig.No. D22500

REAR DIFFERENTIAL LOCK SHIFT FORK

FOURCHETTE DE BLOCAGE DIFFERENTIEL

FOURCHETTE FUR DIFFERENTIALSPERRE

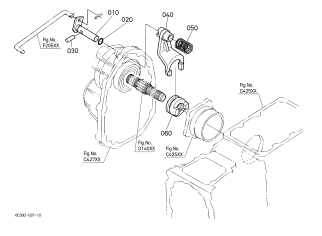

silverhorn.co.uk

Fig.No. F10100

MAIN GEAR SHIFT LEVER

LEVIER DE CAHNGEMENT DE VITESSES PRINCIPAL

HAUPTSCHALTHEBEL

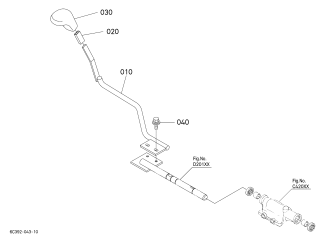

Fig.No. F11000

RANGE GEAR SHIFT LEVER

LEVIER DE CHANGEMENT DE VITESSES

DREHZAHLBEREICHSHEBEL

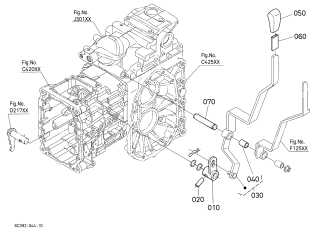

Fig.No. F11300

FRONT WHEEL DRIVE LEVER

LEVIER DE TRANSMISSION AUX ROUES AVANT

HEBEL FUER VORDERRADANTRIEB

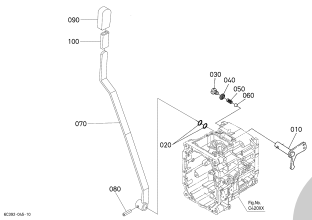

Fig.No. F12500

PTO GEAR SHIFT LEVER

LEVIER DE VITESSES PDF

ZAPFWELLENSCHALTHEBEL

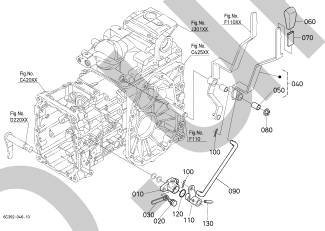

REAR AXLE
ESSIEU ARRIERE
HINTERRADACHSE

Fig.No. D30100

REAR AXLE

ESSIEU ARRIERE

HINTERRADACHSE

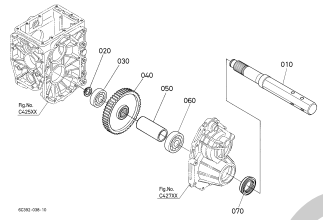

Fig.No. F20500

DIFFERENTIAL LOCK PEDAL

PEDALE DE VERROUILLAGE DU DIFFERENTIEL

DIFFERENTIALSPERREPEDAL

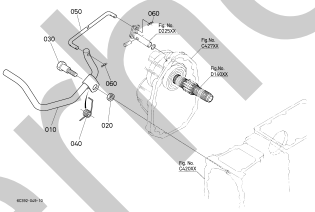

REAR WHEEL
ROUE ARRIERE
HINTERRAD

Fig.No. D31001

REAR WHEEL (7-16)

ROUE ARRIERE (7-16)

HINTERRAD (7-16)

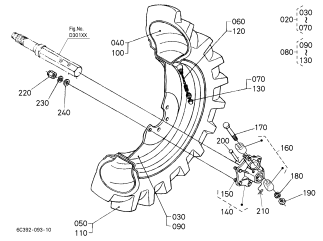

Fig.No. D31002

REAR WHEEL (8-16)

ROUE ARRIERE (8-16)

HINTERRAD (8-16)

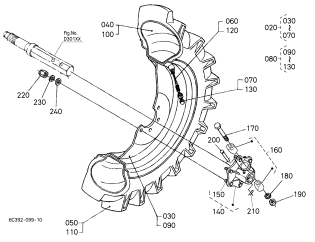

Fig.No. D31003

REAR WHEEL (9.5-16)

ROUE ARRIERE (9.5-16)

HINTERRAD (9.5-16)

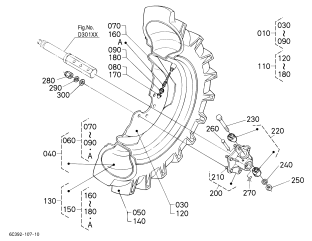

Fig.No. D31004

REAR WHEEL (212/80D-15)

ROUE ARRIERE (212/80D-15)

HINTERRAD (212/80D-15)

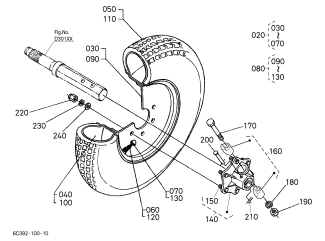

silvernorn.co.uk

Fig.No. D31005

REAR WHEEL (29*12.00-15)

ROUE ARRIERE (29*12.00-15)

HINTERRAD (29*12.00-15)

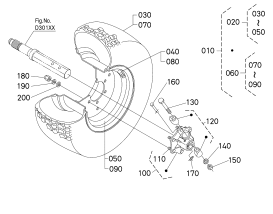

BRAKE
FREIN
BREMSE

Fig.No. E00100

BRAKE

FREIN

BREMSE

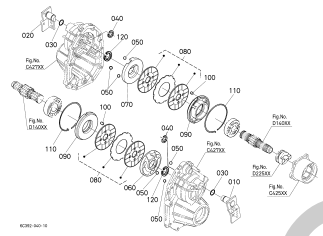

Fig.No. E00500

BRAKE ROD

TIGE DE FREIN

BREMSSTANGE

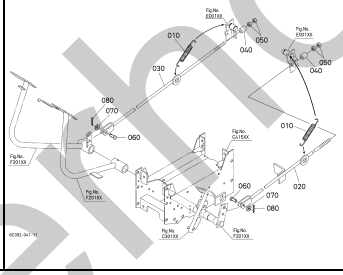

Fig.No. E01500

PARKING BRAKE PEDAL

PEDALE FREIN DE STATIONNEMENT

HANDBREMSEPEDAL

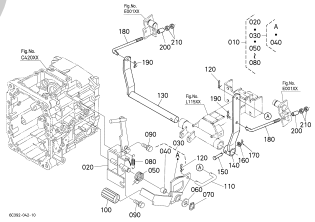

Fig.No. F20100

BRAKE PEDAL

PEDALE DE FREIN

BREMSPEDAL

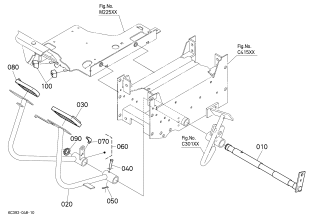

HYDRAULIC SYSTEM
HYDRAULIQUE SYSTEME
HYDRAULIK SYSTEM

Fig.No. F14300

HYDRAULIC CONTROL LEVER

LEVIER DE DISTRIBUTEUR

KONTROLL-HEBEL

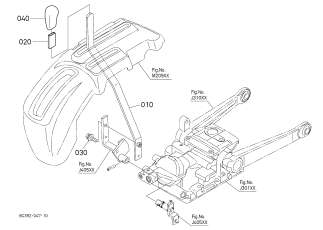

Fig.No. J12000

HYDRAULIC PUMP

POMPE HYDRAULIQUE

HYDRAULIKPUMPE

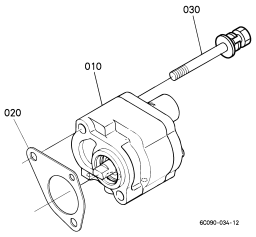

Fig.No. J12500

HYDRAULIC PUMP [COMPONENT PARTS]

POMPE HYDRAULIQUE [PARTIES COMPOSANTES]

HYDRAULIKPUMPE [EINZEI-TEIL]

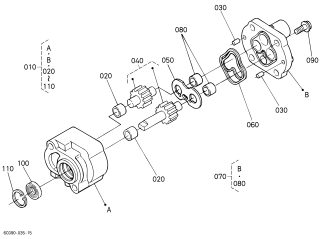

Fig.No. J20100

HYDRAULIC PIPE (SUCTION)

CIRCUIT DE HUILE HYDRAULIQUE (ASPIRATION)

HYDRAULIKROHR (ANSAUG)

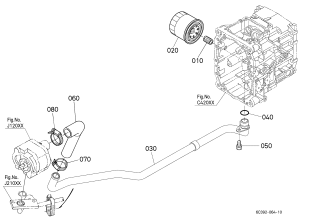

silverthorn.co.uk

Fig.No. J21000

HYDRAULIC OIL LINE (DELIVERY)

CIRCUIT D'HUILE HYDRAULIQUE (REFOULEMENT)

HYDRAULIK-KREISLAUF (LIEFERUNG)

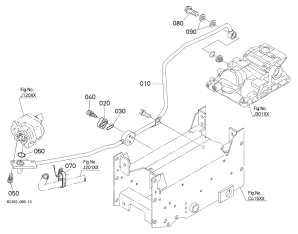

Fig.No. J30100

HYDRAULIC CYLINDER

CYLINDRE HYDRAULIQUE

HYDRAULIKZYLINDER

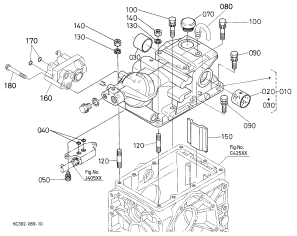

Fig.No. J30200

HYDRAULIC VALVE [COMPONENT PARTS]

DISTRIBUTEUR HYDRAULIQUE [PARTIES COMPOSANTES]

HYDRAULIKVENTIL [EINZEL-TEIL]

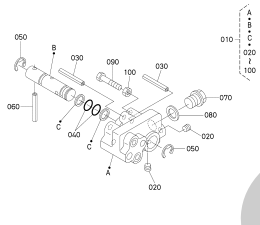

Fig.No. J31000

HYDRAULIC LIFT ARM

BRAS DE RELEVAGE

HYDRAULIKHUBARM

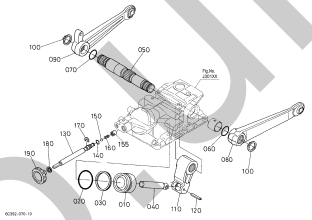

Fig.No. J40500

CONTROL VALVE

DISTRIBUTEUR CONTROLE

REGELUNGSVENTIL

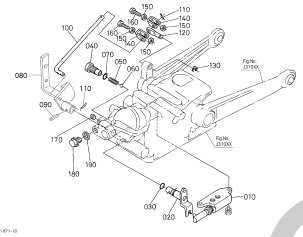

Fig.No. J41000

CONTROL VALVE [COMPONENT PARTS]

SOUPAPE DE CONTROLE [PARTIES COMPOSANTES]

KONTROLLVENTIL [EINZEL-TEIL]

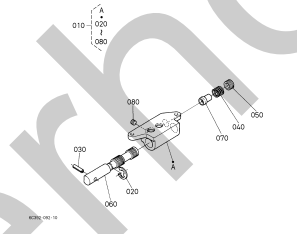

FRONT WHEEL
ROUE AVANT
VORDERRAD

Fig.No. G00101

FRONT WHEEL (4.5-10)

ROUE AVANT (4.5-10)

VORDERRAD (4.5-10)

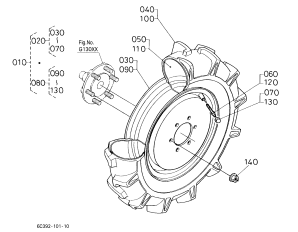

Fig.No. G00102

FRONT WHEEL (5-12)

ROUE AVANT (5-12)

VORDERRAD (5-12)

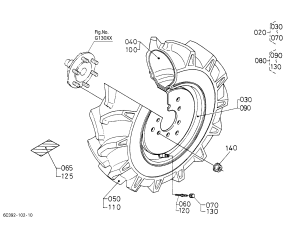

Fig.No. G00103

FRONT WHEEL (6-12B)

ROUE AVANT (6-12B)

VORDERRAD (6-12B)

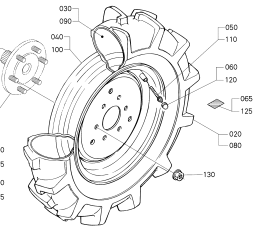

Fig.No. G00104

FRONT WHEEL (20*8.00*10)

ROUE AVANT (20*8.00*10)

VORDERRAD (20*8.00*10)

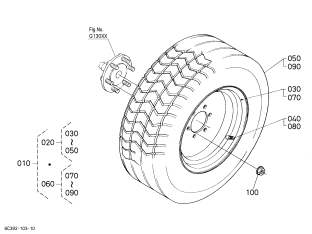

silverhorn.co.uk

Fig.No. G00105

FRONT WHEEL (20.5*8.00*10)

ROUE AVANT (20.5*8.00*10)

VORDERRAD (20.5*8.00*10)

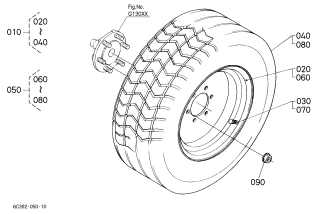

FRONT AXLE
REDUCTEUR
VORDERACHSE

Fig.No. G10500

FRONT AXLE CASE

CARTER REDUCTEUR

VORDERACHSE-GEHAUEUSE

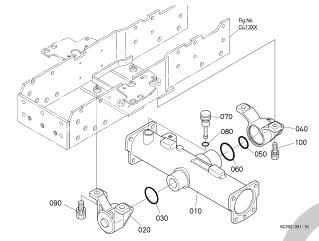

Fig.No. G11500

FRONT DIFFERENTIAL

DIFFERENTIEL AVANT

VORDERACHSEN-DIFFERENTIAL

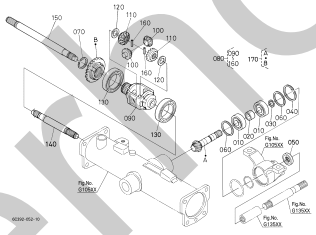

Fig.No. G12000

BEVEL GEAR

ENGRENAGE CONIQUE

ANTRIEBSKEGELRAD

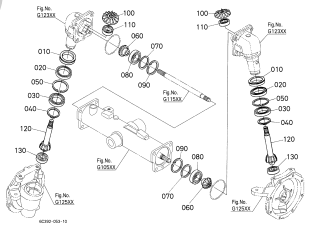

Fig.No. G12300

BEVEL GEAR CASE

CARTER ENGRENAGE CONIQUE

KEGELRAEDERGEHAEUSE

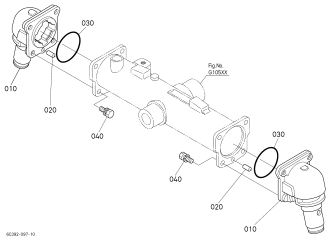

Fig.No. G12500

FRONT AXLE CASE

CARTER REDUCTEUR

VORDERACHSE-GEHAEUSE

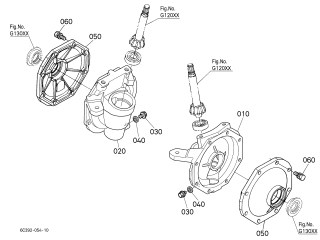

Fig.No. G13000

FRONT AXLE

REDUCTEUR

VORDERACHSE

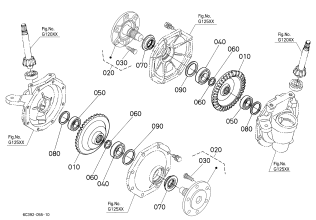

Fig.No. G13500

FRONT DRIVE SHAFT

ARBRE DE ENTRAINEMENT AVANT

VORDERRAD-ANTRIEBSWELLE

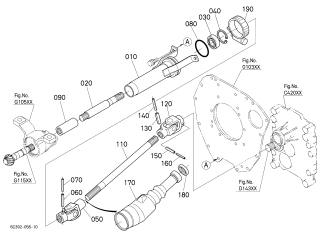

silverthorn.co.uk

STEERING
TIMONER DE DIRECTION
LENKGESTAENGE

Fig.No. H00100

KNUCKLE ARM

BRAS DE FUSEE

ACHSSCHENKEL

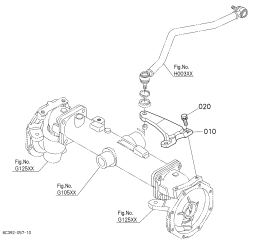

Fig.No. H00300

DRAG LINK

BIELLE DE DIRECTION

LENKSTANGE

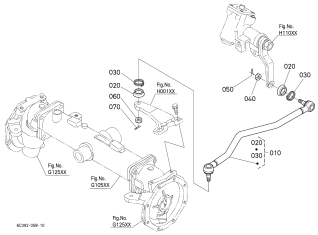

Fig.No. H00500

TIE ROD

BARRE D'ACCOUPLEMENT

SPURSTANGE

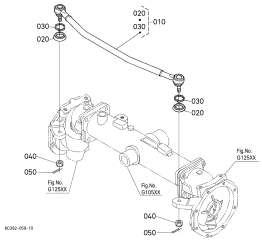

Fig.No. H10100

STEERING HANDLE

VOLANT DE DIRECTION

LENKGRIFF

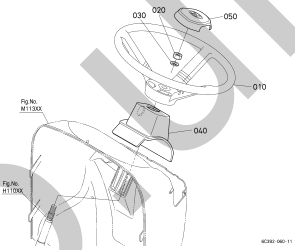

Fig.No. H11000

STEERING

TIMONER DE DIRECTION

LENKGESTAENGE

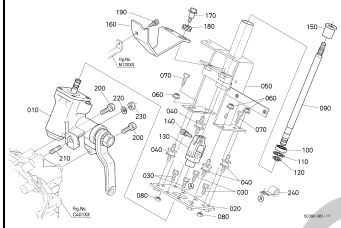

TOP LINK/LOWER LINK/HITCH
TIRANT SUPERIEUR/BRAS INFERIEUR/ATTELAGE
OBERLENKER/UNTERLENKER/VORDERANHANGUNG

Fig.No. K10100

LIFT ROD

BARRE DE RELEVAGE

HUBSTANGE

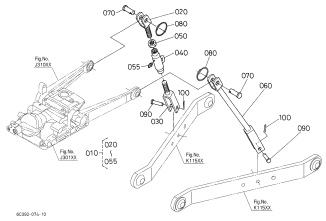

Fig.No. K11500

LOWER LINK

BRAS INFERIEURS

UNTERLENKER

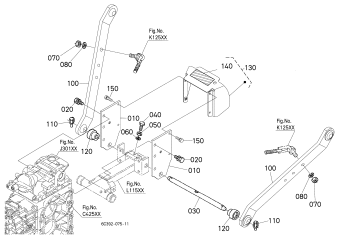

Fig.No. K12000

TOP LINK

TIRANT SUPERIEUR

OBERLENKER

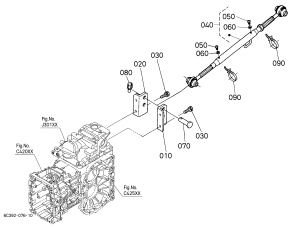

Fig.No. K12500

CHECK CHAIN

CHAINE DE ARRET

SCHWENKBEGRENZERKETTEN

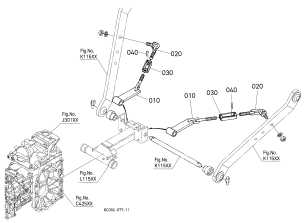

silverhorn.co.uk

Fig.No. L11500

HITCH (REAR)

ATTELAGE (ARRIERE)

HANGUNG (HINTERN)

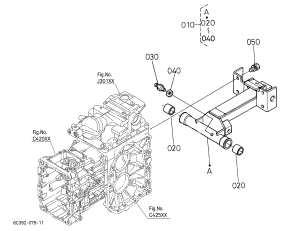

HOOD/BONNET
CAPOT
MOTORHAUBE

Fig.No. M10100

FRONT GRILLE

CALANDRE AVANT

VORDER-GITTER

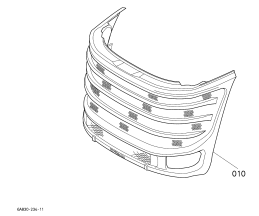

Fig.No. M10500

HOOD (BONNET)

CAPOT SUPERIEUR

MOTORHAUBE

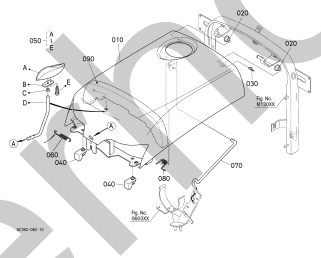

Fig.No. M11300

PANEL COVER

COUVERLE DE PANNEAU

TAFELDECKEN

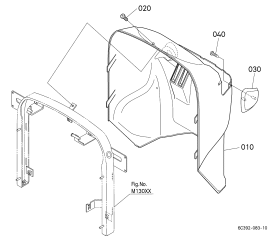

Fig.No. M12000

SIDE COVER

COUVERCLE LATERAL

SEITEN-DECKEL

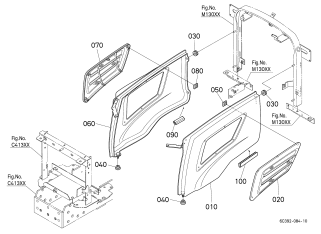

Fig.No. M13000

SHUTTER PLATE

PLAQUE DE OBTURATEUR

ABDECKING

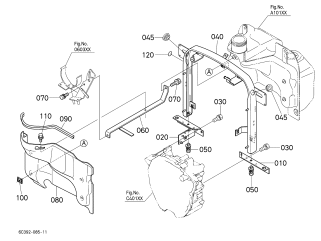

Fig.No. M20500

REARVIEW MIRROR

RETROVISEUR

RUECKSPIEGEL

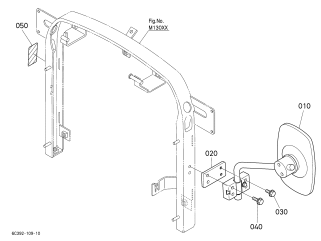

Fig.No. M20800

LEVER GUIDE LH

GUIDE DE LEVIER D.

HEBELFUEHRUNG LS

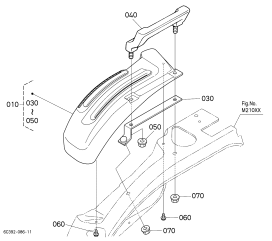

Fig.No. M20900

LEVER GUIDE RH

GUIDE DE LEVIER G.

HEBELFUEHRUNG RS

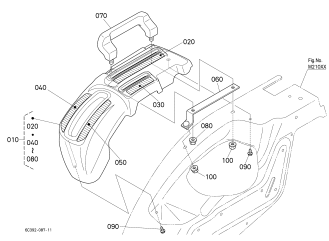

silverhorn.co.uk

Fig.No. M21000

FENDER

AILE

KOTFLUEGEL

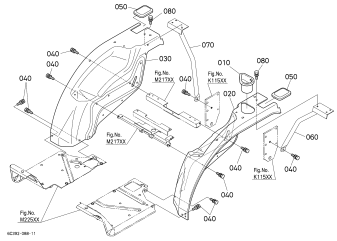

Fig.No. M21700

SEAT SUPPORT

SUPPORT DE SIEGE

SITZ TRAEGER

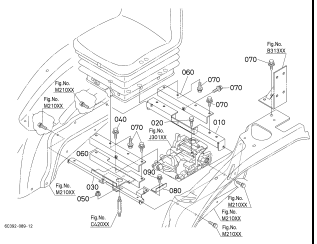

Fig.No. M22500

STEP

MARCHEPIED

TRITT

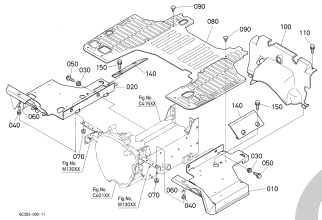

Fig.No. M24000

TAIL COVER

COUVERCLE ARRIERE

HINTERE-DECKEL

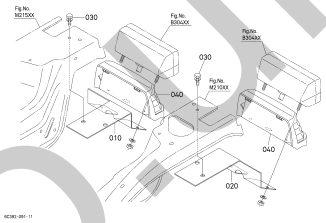

LABEL
ETIQUETTE
AUFKLEBER

Fig.No. S10200

LABEL (FRONT)

ETIQUETTE(AVANT)

AUFKLEBER(VORDER)

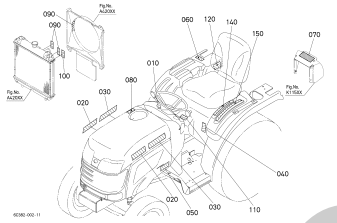

ACCESSORIES AND SERVICE PARTS
ACCESSOIRES ET PIECES DE SERVICE
SONTIGES ZUBEHOER UND SERVICE-TEILE

Fig.No. T10500

ACCESSORIES AND SERVICE PARTS

ACCESSOIRES ET PIECES DE SERVICE

SONTIGES ZUBEHOER UND SERVICE-TEILE

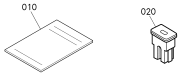

silverhorn.co.uk

OPTION
OPTION
OPTION

Fig.No. U80500

WORKING LIGHT KIT [OPTION]

ECLAIRAGE DE TRAVAIL [OPTION]

ARBEITSSCHEINWERFER [OPTION]

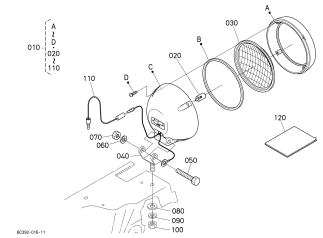

Fig.No. U88000

FRONT HITCH KIT [OPTION]

ATTELAGE AVANT [OPTION]

VORDERANHAENGUNG [OPTION]

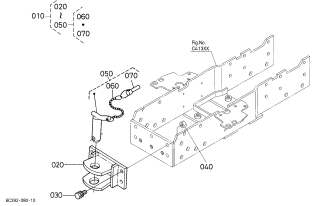

Fig.No. U89000

DRAWBAR KIT [OPTION]

BARRE D'ATTELAGE [OPTION]

ANHAENGERKUPPLUNG [OPTION]

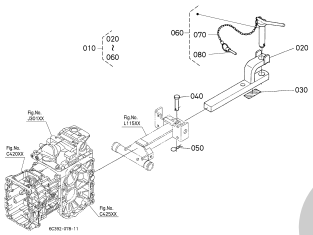

Fig.No. U91000

ROPS KIT [OPTION]

CADRE ANTI-RENVERSEMENT [OPTION]

SICHERHEITSRAHMEN [OPTION]

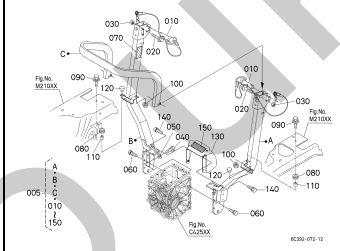

silverhorn.co.uk

ALPHABETICAL INDEX

MODEL:B1620D.B1620DT

PART NAME	PAGE
-A-	
ACCELERATOR LEVER	33
ACCELERATOR LINKAGE	33
ACCELERATOR PEDAL	34
ACTUATOR	86
AIR CLEANER	29
AIR CLEANER ELEMENT	29
AIR CLEANER SUPPORT	29
AIR CLEANER[COMPONENT PARTS]	29
ALTERNATOR	43
	44
ALTERNATOR[COMPONENT PARTS]	44
ARM	88
ARM,LIFT	119
ASSEMBLY MANUAL	140
ASSIST CYLINDER [COMPONENT PARTS]	119
AXLE CASE	65
AXLE SHAFT	80
-B-	
BATTERY CABLE	47
BATTERY GROUND CABLE	47
BEARING CASE COVER	9
BEARING HOLDER	86
BELT	38
BEVEL GEAR	71
	102
	106
BEVEL GEAR CASE	104
BEVEL GEAR SHAFT	103
BONNET	128
BRACKET	49
BRAKE	86
BRAKE PEDAL	94
BRAKE ROD	87
BREATHER	117
BREATHER TUBE	5
BULB	52
	53
	140
-C-	
CAM GEAR	10
CARTRIDGE,OIL FILTER	6
	37
	115
CENTER FRAME	61
CHANGE VALVE	117
	118
CHECK CHAIN BRACKET	125
CLUTCH	56
CLUTCH HOUSING	59
CLUTCH PEDAL	58
CLUTCH RELEASE FORK	57
CLUTCH SHAFT	66
COMBINATION SWITCH	48
CONNECTING ROD	11
CONNECTOR	33
	34
CONTROL LEVER	89
CONTROL LEVER ARM	120
COVER	107
	129
	130
	136
CRANKCASE	1
CRANKPIN METAL	11
CRANKSHAFT	11
CRANKSHAFT GEAR	11
CRANKSHAFT METAL	9
	11
CUP HOLDER	134
CUSHION	47
	58
	89
	90
	91
	92
	93
	94
	112
	128
	136
	143
CYLINDER HEAD COVER	5
CYLINDER HEAD COVER GASKET	5
	31
CYLINDER HEAD GASKET	3
	31
-D-	
DECAL	29
	133
	138
DIFFERENTIAL	71
DIFFERENTIAL CASE,FRONT	102
DIFFERENTIAL CASE,REAR	71
DIFFERENTIAL GEAR	71
DIFFERENTIAL GEAR CASE	64
DIFFERENTIAL LOCK CLUTCH	79
DIFFERENTIAL LOCK PEDAL	95
DIFFERENTIAL LOCK SHIFT FORK	79
DIFFRENTIAL GEAR SHAFT	71
DRAG LINK	109
DRAIN COCK	39
DRAIN HOSE	39
DRAWBAR	142
DRIVE SHAFT,REAR	107
DUSTPROOF PLATE	62
-E-	
ENGINE HOOK	3
ENGINE STOP LEVER	15
	18
	34
ENGINE STOP ROD	34
ENGINE STOP SOLENOID	42
EXHAUST MANIFOLD	28
EXHAUST MANIFOLD GASKET	28
	31

silverhorn.co.uk

ALPHABETICAL INDEX

MODEL:B1620D.B1620DT

PART NAME	PAGE
EXHAUST PIPE	30
EXHAUST VALVE	26
EXHAUST VALVE GUIDE	3
-F-	
FAN	38
FAN BELT DRIVE PULLEY	23
FAN PULLEY	38
FAN SHROUD	40
FEED BACK ROD	120
FENDER	134
FENDER COVER	134
	137
FIRST SHAFT	88
FLASHER UNIT	48
FLOOR MAT	136
FLOOR SEAT	136
FLYWHEEL	13
FORK LEVER	17
FRAME,FRONT	60
FRONT AXLE	106
FRONT AXLE CASE	101
FRONT AXLE MOUNT	46
	101
FRONT AXLE MOUNT(2WD)	140
FRONT AXLE SHAFT	102
FRONT DIFFERENTIAL LOCK ROD	95
FRONT DRIVE GEAR	70
	72
FRONT DRIVE SHAFT	72
	107
FRONT GEAR CASE	105
FRONT HITCH	141
FRONT WHEEL	81
	82
	84
	85
	96
	97
	99
FUEL CAMSHAFT	14
FUEL FILTER	36
	37
FUEL GAUGE	35
FUEL HOSE	36
FUEL PUMP	22
FUEL PUMP COVER	22
	32
FUEL TANK	35
FUEL TUBE	36
FUSE	55
	139
FWD LEVER	91
-G-	
GASKET KIT,LOWER	32
GASKET KIT,UPPER	31
GASKET,INTAKE MANIFOLD	27
	31
GASKET,MUFFLER	30
GASKET,WATER PUMP	25
	32
GEAR CASE	4
GEAR CASE COVER	105
GEAR CASE GASKET	4
	32
GEAR,M-PTO	69
GLOW PLUG	19
GLOW PLUG CORD	19
GOVERNOR	18
GOVERNOR ADJUSTING BOLT	15
GOVERNOR CASE	14
GREASE NIPPLE	58
	61
	94
	122
	126
GRIP	90
	91
	92
	93
	119
-H-	
HANDRAIL	132
	133
HAZARD SWITCH	48
HEAD LIGHT	51
	52
	140
HI-LO GEAR SHIFT FORK	77
HITCH	126
HORN	49
HOUR METER CABLE	48
HOUR METER DRIVE CASE	4
HST [COMPONENT PARTS]	114
HYDRAULIC ARM SHAFT	119
HYDRAULIC CONTROL LEVER	93
HYDRAULIC CONTROL LEVER GUIDE	132
HYDRAULIC COUPLER HOSE	41
HYDRAULIC OIL LINE(INLET)	115
HYDRAULIC PISTON	119
HYDRAULIC PUMP	113
	114
HYDRAULIC PUMP [COMPONENT PART]	114
-I-	
IDLE GEAR SHAFT	10
IGNITION KEY	48
INJECTION PIPE	19
INJECTION PUMP	16
INJECTION PUMP GEAR	14
INLET VALVE	26
INTAKE HOSE	29
	115
INTAKE MANIFOLD	27
INTAKE VALVE GUIDE	3

silverhorn.co.uk

ALPHABETICAL INDEX

MODEL:B1620D.B1620DT

PART NAME	PAGE
-K-	
KNUCKLE ARM	108
KUBOTA LABEL	138
-L-	
LABEL	138
LIFT ROD	122
LIGHT,TURN SIGNAL	53
LIGHT,WORK	140
LOWER LINK	123
-M-	
MAIN BEARING CASE	9
MAIN GEAR SHIFT FORK	76
MAIN GEAR SHIFT LEVER	89
MANUAL STEERING	112
METAL KIT,ENGINE	11
	12
METER	48
	50
MID PTO CASE	69
MUFFLER	30
-N-	
NOZZLE HOLDER	19
	20
NOZZLE HOLDER[COMPONENT PARTS]	20
-O-	
OIL DRAIN PLUG	1
	2
	3
	4
	16
	50
	59
	62
	63
	118
	120
	121
OIL FILLER PLUG	5
	117
OIL FILTER	2
OIL GAUGE GUIDE	7
OIL PAN	2
OIL PIPING CLAMP	50
	115
	116
OIL PRESSURE SENDING UNIT	49
OIL PUMP	8
OIL SEAL	4
	9
	32
	66
	68
	69
	73
	76
	80
	102
	103
	106
	107
	114
OIL TANK INSIDE GEAR	68
	69
ONE WAY CLUTCH	75
-P-	
PEDAL COVER	34
	58
	94
PEDAL SHAFT	94
PIPE	35
	116
PISTON	11
PISTON PIN	11
PISTON PIN BUSH	11
PISTON RING	11
PRESSURE PLATE	56
PROPELLER SHAFT	67
PTO COVER	143
PTO GEAR SHIFT FORK	78
PTO GEAR SHIFT LEVER	92
PTO SHAFT CAP	68
PUSH ROD	10
	20
-R-	
RADIATOR	40
RADIATOR CAP	40
	41
RADIATOR HOSE	39
RADIATOR NET	40
RANGE GEAR SHIFT LEVER	90
REAR COVER	64
REAR END PLATE	13
REAR WHEEL	98
REAR WHEEL AND TIRE	83
	99
REAR WHEEL HUB	81
	82
	83
	84
	85
REGULATOR	44
RELEASE ROD	33
RESERVE TANK	41
RING GEAR	13
ROCKER ARM	26

silverhorn.co.uk

ALPHABETICAL INDEX

MODEL:B1620D.B1620DT

PART NAME	PAGE
ROCKER ARM SHAFT	26
ROD	88
ROPS	143
-S-	
SAFETY SWITCH	48
SEAT SUPPORT	135
SIDE COVER	130
SLEEVE	114
SPEED CONTROL LEVER	18
SPEED CONTROL PLATE	18
SPIDER GEAR,REAR	71
STARTER	45
	46
STARTER RELAY	49
STARTER SWITCH	48
STARTER[COMPONENT PARTS]	44
	46
STEERING SHAFT	112
STEERING WHEEL	111
STEP	136
SUPPORT,SEAT UPPER	135
SYMBOL MARK	51
-T-	
TAPPET	10
TEMPERATURE SENDING UNIT	49
THERMOSTAT	24
THERMOSTAT COVER	24
THREE-POINT HITCH LINKAGE	124
TIE ROD	110
TIMER	49
TIRE	81
	82
	83
	84
	85
	96
	97
	98
	99
	100
TOP LINK BRACKET	124
TRANSMISSION CASE	62
	63
TREAD KIT,72 INCH	70
	88
	123
-U-	
UNIVERSAL JOINT	107
	112
UNLOADER VALVE	29
-V-	
VALVE SPRING	26

PART NAME	PAGE
-W-	
WATER FLANGE	24
WATER FLANGE GASKET	24
	31
WATER PUMP	25
WATER PUMP FLANGE	25
WATER RETURN HOSE	5
	24
	25
WHEEL	81
	82
	83
	84
	85
	96
	97
	98
	99
	100
WHEEL LUG NUT	81
	82
	83
	84
	85
	96
	97
	98
	99
	100
WIRE HARNESS	50
WIRING HARNESS	55
	140

silverhorn.co.uk

INDEX ALPHABETIQUE

MODELE:B1620D.B1620DT

DESIGNATION	PAGE
-A-	
ACTUATER	86
AILE	134
ALTERNATEUR	43
	44
ALTERNATEUR[PARTIES COMPOSANTES]	44
AMPOULE	52
	53
	140
ANNEAU DE LEVAGE	3
ARBRE A CAMES	10
	14
ARBRE DE DIRECTION	112
ARBRE DE PEDALE	94
ARBRE DE PIGNON FOU	10
ARBRE DE RELEVAGE	119
ARBRE DE ROUE AVANT	106
ARBRE D'EMBRAYAGE	66
ARBRE D'ENGRENAGE CONIQUE	103
ARBRE D'ENTRAINEMENT	72
	107
ARBRE D'ENTREE	88
ARBRE D'ESSIEU	80
ARBRE D'TRANSMISSION	67
ARBRE DU PIGNON	71
ATTELAGE DE AVANT	141
AVERTISSEUR	49
AXE DE CULBUTEUR	26
AXE DE PISTON	11
AXE DE VITESSE DE DIFFRENTIAL	71
AXE D'EMBRAYAGE	57
-B-	
BAGUE DE BIELLE	11
BAGUE JOINT	4
	9
	32
	66
	68
	69
	73
	76
	80
	102
	103
	106
	107
	114
BARRE D'ACCOUPLEMENT	110
BARRE D'ATTELAGE	142
BARRE D'ATTELAGE SUPERIEUR	126
BATAI DE CENTRAGE	61
BIELLE	11
BIELLE PALIER	11
BIELLETT DE RELEVAGE	122
BIELLETTE	88
BIELLETTE DE BRAYAGE	33
BIELLETTE DE FREIN	87
BLOC MOTEUR	1
BLOCAGE DIFFERENTIEL D'EMBRAYAGE	79
BOUCHON DE VIDANGE	1
	2
	3
	4
	16
	50
	59
	62
	63
	118
	120
	121
BOUCHON REMPLIS HUILE	5
	117
BOUGIE DE PRECHAUFFAGE	19
BRAS	88
BRAS DE FUSEE	108
BRAS DE LEVIER	120
BRAS INFERIEURS	123
BRID DE TUBE	50
	115
	116
BRIDE A EAU	24
BRIDE DE POMPE A EAU	25
-C-	
CABLE DE BATTERIE	47
CABLE DE COMPTEUR	48
CABLE DE TERRE	47
CADRE ANTI-RENVERSMENT	143
CAPOT	128
CARTER DE DIFFERENTIAL ARRIERE	71
CARTER DE DIFFERENTIEL	64
CARTER DE DIFFERENTIEL AVANT	102
CARTER DE DISTRIBUTION	4
CARTER DE PDF	69
CARTER DE REDUCTEUR	65
	101
	105
CARTER DE TRANSMISSION	62
	63
CARTER D'EMBRAYAGE	59
CARTER D'ESSIEU	65
CARTER D'HUILE	2
CARTER ENGRENAGE-CONIQUE	104
CARTOUCHE D'HUILE	6
	37
	115
CENTRALE CLIGNOTTANTE	48
CHAINE D'ARRET	125
CHASSIS AVANT	60
CIRCUIT D'HUILE HYD.(ADMISSIN)	115
COLLECTEUR D'ADMISSION	27
COLLECTEUR D'ECHAPPEMENT	28
COMMUTATEUR DE RISQUE	48
COMMUTATEUR DE SURETE	48
CONNECTEUR	33
	34

silverhorn.co.uk

INDEX ALPHABETIQUE

MODELE:B1620D.B1620DT

DESIGNATION	PAGE
CONTACTEUR	48
CONTROL DE BIELLETTE	120
COURONNE DE DEMARREUR	13
COURROIE	38
COUSSIN	47
	58
	89
	90
	91
	92
	93
	94
	112
	128
	136
	143
COUSSINET DE BIELLE	11
COUSSINET DE VILEBREQUIN	9
	11
COUV. CARTER DISTRIB	105
COUV.THERMOSTAT	24
COUVERCLE	107
	129
	130
	136
COUVERCLE ARRIERE	64
COUVERCLE D'AILE	134
	137
COUVERCLE DE CULASSE	5
COUVERCLE DE LATERAL	130
COUVERCLE DE PDF	143
COUVERCLE DE PEDALE	34
	58
	94
COUVERCLE DE POMPE D'ALIMENTATION	22
	32
CULBUTEUR	26
CUVETTE DE BILLES	14
CYLINDRE ASSISTE [PARTTES COMPOSANTES]	119
-D-	
DEFLECTEUR	40
DEMARREUR	45
	46
DEMARREUR[PARTIES COMPOSANTES]	44
	46
DEMI ARBRE PONT AVANT	102
DIFFERENTIEL	71
DIRECTION	112
DISTRIBUTEUR D'EMBRAYAGE	62
	63
	127
-E-	
ELECTROAIMANT	42
ELEMENT DE FILTRE A AIR	29
EMBRAYAGE	56
ENGRE,POMPE D'INJECTION	14
BOUCHON DE PDF	68
BOUCHON DE RADIATEUR	40
	41

DESIGNATION	PAGE
ENGRENAGE	69
ENGRENAGE CONIQUE	71
	102
	106
ENGRENAGE D'ENTRAINEMENT	70
	72
ESSIEU ARRIERE LARGE 72 POUCE	70
	88
	123
ETIQUETTE	138
ETIQUETTE-KUBOTA	138
-F-	
FAISC.DE FILS	50
FAISCEAU ELECTRIQUE	55
FEUX	52
FIL DE BOUGIE PRECHAUFFAGE	19
FILTRE A AIR	29
FILTRE A AIR[PARTIES COMPOSANTES]	29
FILTRE A CARBURANT	36
	37
FILTRE D'HUILE	2
FOURCHETTE DE BLOCAGE DIFFERENTIEL	79
FOURCHETTE DE CHANGEMENT DE VITESSES	76
FOURCHETTE DE CHANGEMENT DE VITESSES PDF	78
FOURCHETTE DE REDUCTEUR	77
FOURCHETTE D'EMBRAYAGE	57
FREIN	86
FUSIBLE	55
	139
-G-	
GODET	79
	81
	82
	83
	84
	85
	86
GOUJON FILETE DE ROUE	4
	16
	28
	59
	62
	63
	64
	112
	117
GRAISSEUR	58
	61
	94
	122
	126
GRILLE DU RADIATEUR	40
GUIDE DE JAUGE A HUI	7
GUIDE DE LEVIER	132
GUIDE DE SOUP.D'ADMISS.	3
GUIDE DE SOUP.D'ECHAP	3

silverhorn.co.uk

INDEX ALPHABETIQUE

MODELE:B1620D.B1620DT

DESIGNATION	PAGE
-H-	
HARNESS DE FIL	140
HST [PARTIES COMPOSANTES]	114
-I-	
INTERRUPTEUR COMBINAISON	48
-J-	
JAUGE A CARBURANT	35
JAUGE DE NIVEAU	7
	62
	63
	101
JEU DE COUSSINET	11
	12
JOINT DE BRIDE	24
	31
JOINT DE CARDAN	107
	112
JOINT DE CARTER DISTR.	4
	32
JOINT DE COLLECTEUR ECHAPMENT	28
	31
JOINT DE COUVERCLE CULASSE	5
	31
JOINT DE CULASSE	3
	31
JOINT DE SILENCIEUX	30
JUE DE SEGMENTS	11
-L-	
LA TEMPERATURE ENVOYANT L'UNITE	49
LEVIER	91
LEVIER A FOURCHE	17
LEVIER D'ACCELERATEUR	33
LEVIER D'ARRET	18
	34
LEVIER D'ARRET DU MOTEUR	15
LEVIER DE CHANGE.DE VITESSE PRINCIPAL	89
LEVIER DE CHANGEMENT DE GAMME	90
LEVIER DE COMMANDE	89
LEVIER DE CONTROLE HYDRAULIQUE	93
LEVIER DE VIT-CONTROL	18
LEVIER DE VITESSE DE PDF	92
-M-	
MANCHON	114
MANUEL	140
MARCHEPIED	136
MARQUE	51
METRE	48
	50
MOYEU DE ROUE ARRIERE	81
	82
	83
	84
	85
-P-	
PALIER	46
	49
	101
PALIERS DE VILEBREQUIN	9
PEDALE D'ACCELERATEUR AU PIED	34
PEDALE DE BLOC.DIFFERENTIEL	95
PEDALE DE FREIN	94
PEDALE D'EMBRAYAGE	58
PHARE	51
	52
	140
PIGNON DE CAMES	10
PIGNON DE VILEBREQUIN	11
PISTON	11
PISTON DE HYDRAULIQUE	119
PLAQUE APRIERE-TRAIN	13
PLATEALL A POUSSIERE	62
PLATEAU DE LIMITEUR DE VITESSE	18
PLATEAU DE PRESSION	56
PNEU	81
	82
	83
	84
	85
	96
	97
	98
	99
	100
POIGNEE	90
	91
	92
	93
	119
	132
	133
POMPE A EAU	25
POMPE A HUILE	8
POMPE D'ALIMENTATION	22
POMPE D'INJECTION	16
POMPE HYDRAULIQUE	113
	114
POMPE HYDRAULIQUE [PARTIES COMPOSANTES]	114
PORTE JOINT	9
PORTE-INJECTEUR	19
	20
PORTE-INJECTEUR[PARTIES COMPOSANTES]	20
POULIE DE ENTRAIN VENTILATEUR	23
POULIE DE VENTILATEUR	38
POUSSOIR	10
-R-	
RADIATEUR	40
REGULATEUR	44
REGULATEUR DE VITESSES	18
RELAIS DE DEMARREUR	49
RELEVAGE 3 POINTS	124
RENIFLARD	117
RENVOI D'ANGLE DU COMPTE TOUR	4

silverhorn.co.uk

INDEX ALPHABETIQUE

MODELE:B1620D.B1620DT

DESIGNATION	PAGE
RESERVOIR A CARBURANT	35
RESSORT DE SOUPAPE	26
ROBINET DE VIDANGE	39
ROUE	81
	82
	83
	84
	85
	96
	97
	98
	99
	100
ROUE ARRIERE	98
ROUE ARRIERE ET PNEU	83
	99
ROUE AVANT	81
	82
	84
ROUE AVANT	85
	96
	97
	99
ROUTULE DE DIRECTION	109
-S-	
SERRURE DIFFERENTIELLE AVANT ROD	95
SILENCIEUX	30
SOUPAPE DE VARIATIO	117
	118
SOUPAPE D'ECHAPMENT	26
SUPPORT DE AVANT	140
SUPPORT DE GOBELET	134
SUPPORT DE MAILLON SUPERIEUR	124
SUPPORT DE SIEGE	135
SUPPORT DE SIEGE IN.	135
SUPPORT D'ENGRENAGE	86
SUPPORT FILTRE A AIR	29
-T-	
TEMPORISATEUR	49
THERMOSTAT	24
TIGE D'ARRET	34
TIGE DE POUSSOIR	10
	20
TRINGLE D'ACCELERATEUR	33
TUBE D'ASPIRATEUR	5
TUBE DE CARBURANT	36
TUYAU	35
	116
TUYAU BY-PASS	5
	24
	25
TUYAU D'ADMISSION	29
	115
TUYAU DE VIDANGE	39
TUYAU D'ECHAPPEMENT	30
TUYAU D'INJECTEUR	19
TUYAU HYDRAULIQUE	41

DESIGNATION	PAGE
-V-	
VASE D'EXPANSION	41
VENTILATEUR	38
VILEBREQUIN	11
VIS DE REGLAGE DE VITESSE	15
VIS DE ROUE	28
	71
VOLANT DE DIRECTION	111
VOLANT MOTEUR	13

silverhorn.co.uk

ALPHABETISCH INDEX

MODELL:B1620D.B1620DT

BEZEICHNUNG	SEITE
-A-	
ABDECCKUNGHINTEN	64
ABFANGGABEL	57
ABLASSHAHN	39
ABLASSSCHRAUBE	1
	2
	3
	4
	16
	50
	59
	62
	63
	118
	120
	121
ABLEITUNG	47
ACHSEWELLE	80
ACHSGEHAEUSE	65
ACHSSCHENKEL	108
ANHAENGERKUPPLUNG	142
ANHAENGUNG	126
ANLASSER[EINZEL-TEIL]	44
	46
ANLASSERRELAIS	49
ANLETUNG	140
ANSAUGROHR	27
ANSCHLUSSTEIL	33
	34
ANTRIEB	86
ANTRIEBSGEHAEUSE	62
	63
ANTRIEBSKEGELRAD	71
	102
	106
ARM	88
ASSISTIEREN SIE ZYLINDER [EINZEL-TEIL]	119
AUFKLEBER	51
	138
AUFKLEBER-KUBOTA	138
AUFNAHME-SCHLAUCH	29
	115
AUSLASSVENTIL	26
AUSLASSVENTILFUHRUNG	3
AUSPUFFROHR	28
	30
AUSPUFFROHRDICHTUNG	28
	31
AUSPUFFTOPF	30
AUSPUFFTOPFDICHTUNG	30
AUSRUCKSTANGE STIFT	33
-B-	
BATTERIEKABEL	47
BEDIENUNGSHEBEL DER HYDRAULIK	93
BESCHLEUNIGER	34
BESCHLEUNIGUNG-GELENK	33
BESCHLEUNIGUNGHEBEL	33
BETAETIGUNGSHEBEL	89
BIRNE	52
BIRNE	53
	140
BLINKEREINHEIT	48
BREMSE	86
BREMSEPEDAL	94
BREMSHEBEL	18
	34
BREMSSTANGE	87
BUEGEL	132
	133
-D-	
DECKEL,GETRIEGEHAEUS	105
DECKEL,LAGERKASTEN	9
DECKELTHERMOSTAT	24
DICHTUNGGETRIEBEGEHAUSE	4
	32
DICHTUNGWASSERFLANSCH	24
	31
DIFFERENTIAL	71
DIFFERENTIALGEHAEUSE	102
DIFFERENTIALGETRIEBEGEHAEUSE	64
DIFFERENTIALSPERRE-KUPPLUNG	79
DIFFERENTIALSPERRENGABEL	79
DIFFERENTIALSPERREN-PEDAL	95
DIFFRENTIAL ZAHNRAD WELLE	71
DIFFRENTIAL ZAHNRAD-WELLE	71
DREHZAHLREGLERPLATTE	18
DREHZAHLVERSTELHEBEL	18
DREIPUNKT-ANHANGERKUPPLUNG	124
DRUCKSCHE	56
DUESENHALTER	19
	20
DUESENHALTER[EINZEL-TEIL]	20
-E-	
EINLASSVENTILFUHRUNG	3
EINSPRITZLEITUNG	19
EINSPRITZPUMPE	16
EINSTELLBOLZEN	15
ELEKTRISCHE AUSRUSTUN	55
ENDEPLATTE	13
ENTLUEFTER	117
ENTLUFTUNGSROHR	5
-F-	
FAHRBEREICHS-SCHALTHEBEL	90
FILTEREINSATZ	29
FLANSCHPUMPE	25
FUEHRUNGSKETTE	125
-G-	
GABELHEBEL	17
GEFAHR-SCHALTER	48
GETRIEBEGEHAEUSE	4
GETRIEBEZAHNRAD	14
GLUEHKERZE	19
GLUEHKERZEKORD	19

silverhorse.co.uk

ALPHABETISCH INDEX

MODELL:B1620D.B1620DT

BEZEICHNUNG	SEITE
GOSSEN-SCHLAUCH	39
GRIFF	90
	91
	92
	93
	119
GRP.TRAEGERSETZ	135
GRUPPENSCHALTGABEL	77
-H-	
HALTER	49
HANDGASHEBEL	33
HAUPTLAGERGEHAEUSE	9
HAUPT-SCHALTGABEL	76
HAUPTSCHALTHEBEL	89
HEBEL	91
HEBELFUEHRUNG	132
HILFSKRAFTLENKUNG	112
HINTERRAD	83
	98
	99
HST [EINZEL-TEIL]	114
HUBSTANGE	122
HUPE	49
HYDRAULIKARM	119
HYDRAULIKKOLBEN	119
HYDRAULIKPUMPE	113
	114
HYDRAULIKPUMPE [EINZEL-TEIL]	114
-K-	
KABELGESCHIRR	50
	140
KARDANGELENK	107
	112
KEGELRADWELLE	103
KIPPHEBEL	26
KIPPHEBELACHSE	26
KISSEN	47
	58
	89
	90
	91
	92
	93
	94
	112
	128
	136
	143
KOLBEN	11
KOLBENBOLZEN	11
KOLBENBOLZENBUCHSE	11
KOLBENRING	11
KOMBINATIONSCHALTER	48
KOTFLUEGEL	134
KOTFLUEGELDECKEL	134
	137
KRAFTSOFFPUMPEDECKEL	22
	32

BEZEICHNUNG	SEITE
KRAFTSTOFFANZEIGER	35
KRAFTSTOFFBEHAELTER	35
KRAFTSTOFFILTER	36
	37
KRAFTSTOFFPUMPE	22
KRAFTSTOFFROHR	36
KUEHERNETZ	40
KUEHLER	40
KUEHLERHAUBE	128
KUEHLER-KAPPE	40
	41
KUPPLUNG	56
KUPPLUNG VORDERTEIL	141
KUPPLUNGSGEHAEUSE	59
KUPPLUNGSPEDAL	58
KUPPLUNGSWELLE	66
KURBELANTRIEBSTEIL	11
KURBELGEHAEUSE	1
KURBELWELLE	11
-L-	
LAGERBUECHSERADNABE	81
	82
	83
	84
	85
LAGERHALTER	86
LAGERSATZ	11
	12
LAGERSCHALE	9
	11
LENKRAD	111
LENKSPINDEL	112
LENKSTANGE	109
LUFTFILTER	29
LUFTFILTERSTAENDER	29
LUFTLEITBLECH	40
-M-	
MACHEN SIE HOHL HALTER	134
METALLTEIL	11
MITTLERE PTO GEHAEUSE	69
MOTORABSTELLHEBEL	15
MOTOR-ANKERHAKEN	3
MUFFE	114
-N-	
NO CKENZAHNRAD	10
NOCKENWELLE	10
	14
-O-	
OBERLENKERHALTER	124
OEL LEITUNG KLAMMER	50
	115
	116
OEL MISST FUEHRER	7
OELDICHTUNGSPING	69

silverhorn.co.uk

ALPHABETISCH INDEX

MODELL:B1620D.B1620DT

BEZEICHNUNG	SEITE
OELDICHTUNGSRING	4
	9
	32
	66
	68
	73
	76
	80
	102
	103
	106
	107
	114
OELEINFUELLSSTOPFEN	5
	117
OELFILTER	2
OELFILTERPATRONE	6
	37
	115
OELPUMPE	8
OELWANNE	2
OLMESSSTAB	7
	62
	63
	101
-P-	
PEDALDECKEL	34
	58
	94
PEDALWELLE	94
PLEUELSTANGE	11
PROPELLERWELLE	67
-R-	
RAD	81
	82
	83
	84
	85
	96
	97
	98
	99
	100
RADBOLZEN	28
	71
RADSTEHBOLZEN	4
	16
	28
	59
	62
	63
	64
	112
	117

BEZEICHNUNG	SEITE
RAHMEN ZENTRIER	61
REGLER	18
REGLER-KUGELGEHAEUSE	14
REGULATOR	44
REIFEN	81
	82
	83
	84
	85
	96
	97
	98
	99
	100
RESERVEBEHAELTER	41
RIEMEN	38
RIEMNSCHEIBE	23
ROHR	35
	116
-S-	
SCHALTUNG	41
SCHEINWERFER	51
	52
	140
SCHLUESSEL	48
SCHMIERNIPPEL	58
	61
	94
	122
	126
SCHWUNGRAD	13
SICHERHEITSCHALTER	48
SICHERHEITSRAHMEN	143
SICHERUNG	55
	139
SITZTRAEGER	135
SPANNSTANGE	110
STAUBSICHERPLATTE	62
STOSSEL	10
STOSSELSTANGE	10
	20
-T-	
TEMPERATURSCHALTER	49
THERMOSTAT	24
TRENBLEUR	49
TRITT	136
-U-	
UNTERLENKER	123
-V-	
VENTILATOR	38
VENTILATORSCHEIBE	38
VENTILDREHZAHL	117
	118
VENTIL-FEDER	26

silvernorn.co.uk

ALPHABETISCH INDEX

MODELL:B1620D.B1620DT

BEZEICHNUNG	SEITE
VORDERACHSE	106
VORDERACHSE-GEHAEUSE	101
	105
VORDERACHSEWELLE	102
VORDERACHSKONSOLE	46
	101
VORDERE DIFFERENTIALSPERRE ROD	95
VORDERRAD	81
	82
VORDERRAD	84
	85
	96
	97
	99
VORDERRAD-ANTRIEBSWELLE	72
	107
VORDERTEIL HALTER	140
-W-	
WASSERFLANSCH	24
WASSERPUMPE	25
WASSERROHR	5
	24
	25
	39
WECHSELSTROMMASCHINE	43
	44
WECHSELSTROMMASCHINE [EINZEL-TIEL]	44
WECHSELSTROMMASCHINE[EINZEL-TEIL]	44
WELLE	88
WELLE,FREILAUFGETRIEBE	10
WINKELZAHNRADGEHAEUSE	104
-Z-	
ZAHNKRANZ	13
ZAPFWELLENABDECKUNG	143
ZAPFWELLEN-GABEL	78
ZAPFWELLENKAPPE	68
ZAPFWELLENS	92
ZWEITEWELLE	88
ZYLINDERKOPFDECKEL	5
ZYLINDERKOPFDICHTUNG	3
	31

silverhorn.co.uk

000100 CRANKCASE
BLOC MOTEUR
KURBELGEHAEUSE

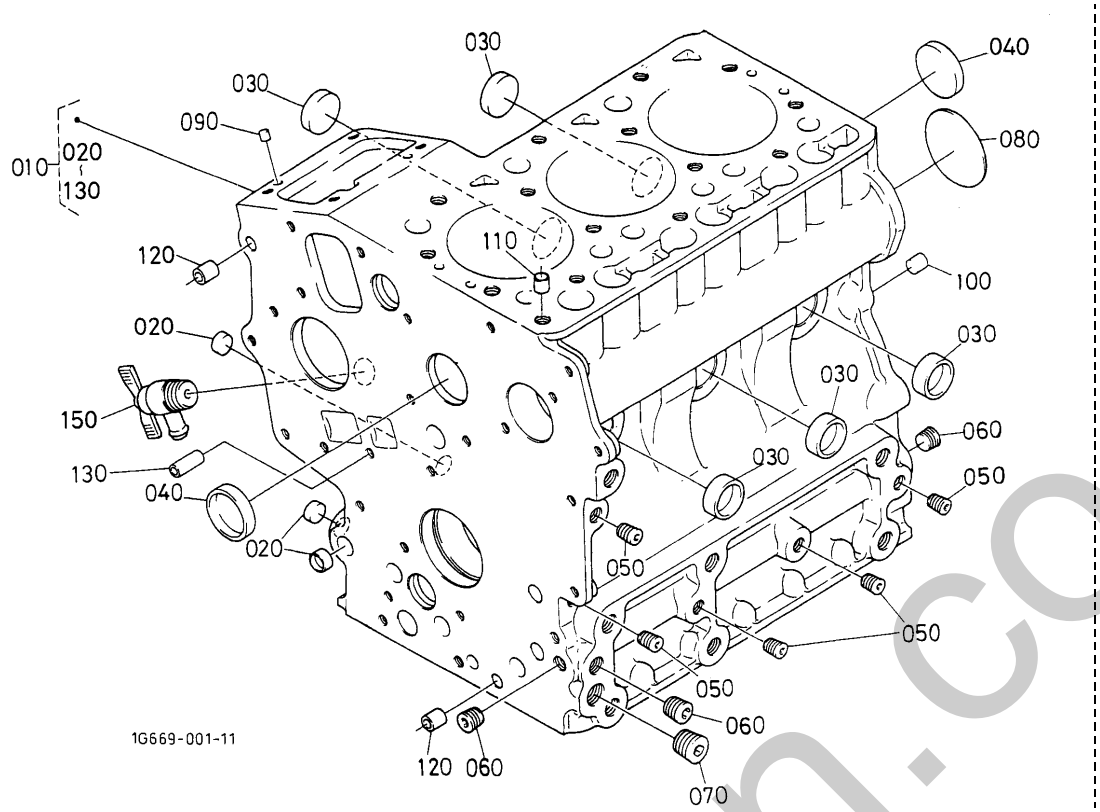

A:D722-D25(B1620D) B:D722-D25(B1620DT)

REF.No. POS.No. BILD-Nr.	PART No. REFERENCE BESELL-Nr.	PART NAME	DESIGNATION	BEZEICHNUNG	Q'TY/S.No. Q'TE/No.S. STUECK/S.Nr. A	B	I.C.	REMARKS REMARQUES BEMERKUNGEN
010	16875-0102-3	COMP.CRANKCASE	BLOC MOTEUR COMPLET	KOMP.KURBELGEHAEUSE	1	1		
020	16851-9626-0	CAP,SEALING	PASTILLE	STOEPSEL,ABDICHTUNG	3	3		
030	16851-9627-0	CAP,SEALING	PASTILLE	STOEPSEL,ABDICHTUNG	5	5		
040	15451-9627-0	CAP,SEALING	PASTILLE	STOEPSEL,ABDICHTUNG	2	2		
050	15261-9601-0	PLUG	BOUCHON	STOPFEN	5	5		
060	15521-9602-0	PLUG	BOUCHON	STOPFEN	3	3		
070	15521-9603-0	PLUG	BOUCHON	STOPFEN	1	1		
080	15261-9616-0	PLUG,EXPANSION	BOUCHON EXPANSIBLE	STOEPSEL,AUSDEHNUNG	1	1		
090	05012-00508	PIN,STRAIGHT	GOUPILLE CYLINDLIQUE	ZYLINDERSTIFT	2	2		
100	05012-00814	PIN,STRAIGHT	GOUPILLE CYLINDLIQUE	ZYLINDERSTIFT	2	2		
110	15221-3365-0	PIN,PIPE	GICLEUR	ROHRSTIFT	1	1		
120	15231-3396-0	PIN,PIPE	GICLEUR	ROHRSTIFT	2	2		
130	17331-5919-0	PIN,PIPE	GICLEUR	ROHRSTIFT	2	2		
140	----	BLANK	BLANC	LEERE SPALTE	-	-		
150	15841-7302-0	ASSY COCK,DRAIN	ENS.ROBINET VIDANGE	GRP.ABLASSHAHN	1	1		

⟷ Interchangeable; ≠ not interchangeable; ⟵ new for old; ⟶ old for new

silverthorn.co.uk

000200 OIL PAN
CARTER D'HUILE
OELWANNE

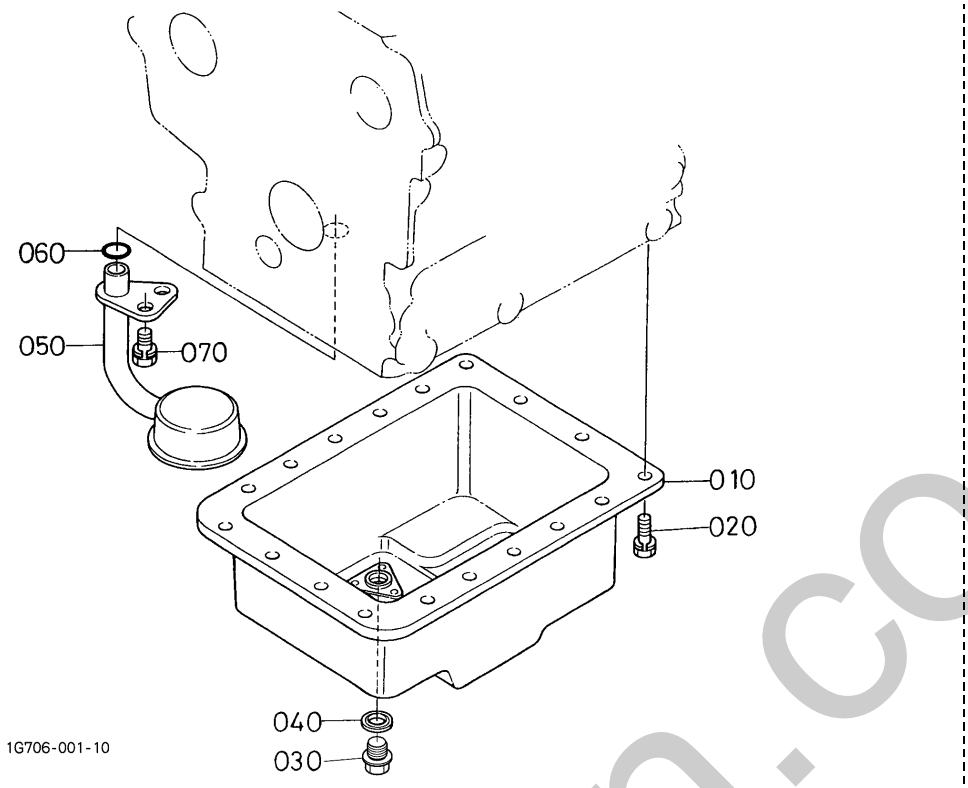

A:D722-D25(B1620D) B:D722-D25(B1620DT)

REF.No. POS.No. BILD-Nr.	PART No. REFERENCE BESELL-Nr.	PART NAME	DESIGNATION	BEZEICHNUNG	Q'TY/S.No. Q'TE/No.S. STUECK/S.Nr. A	B	I.C.	REMARKS REMARQUES BEMERKUNGEN
010	6C090-5892-4	COMP.OIL PAN	CARTER D'HUILE COMP.	KOMP.OELWANNE	1	1		
020	01023-50614	BOLT	VIS	BOLZEN	18	18		
030	13901-3375-0	PLUG,DRAIN	BOUCHON DE VIDANGE	ENTLEERUNGSSTOPFEN	1	1		
040	15862-9667-0	GASKET	JOINT	DICHTUNGSPLATTE	1	1		
050	16813-3211-0	FILTER,OIL	FILTRE D'HUILE	OELFILTER	1	1		
060	04814-00160	O RING	JOINT TORIQUE	O RING	1	1		
070	01123-60814	BOLT	VIS	BOLZEN	1	1		

⟷ Interchangeable; ≠ not interchangeable; ⟵ new for old; ⟶ old for new

silverhorn.co.uk

000300 CYLINDER HEAD
CULASSE
ZYLINDERKOPF

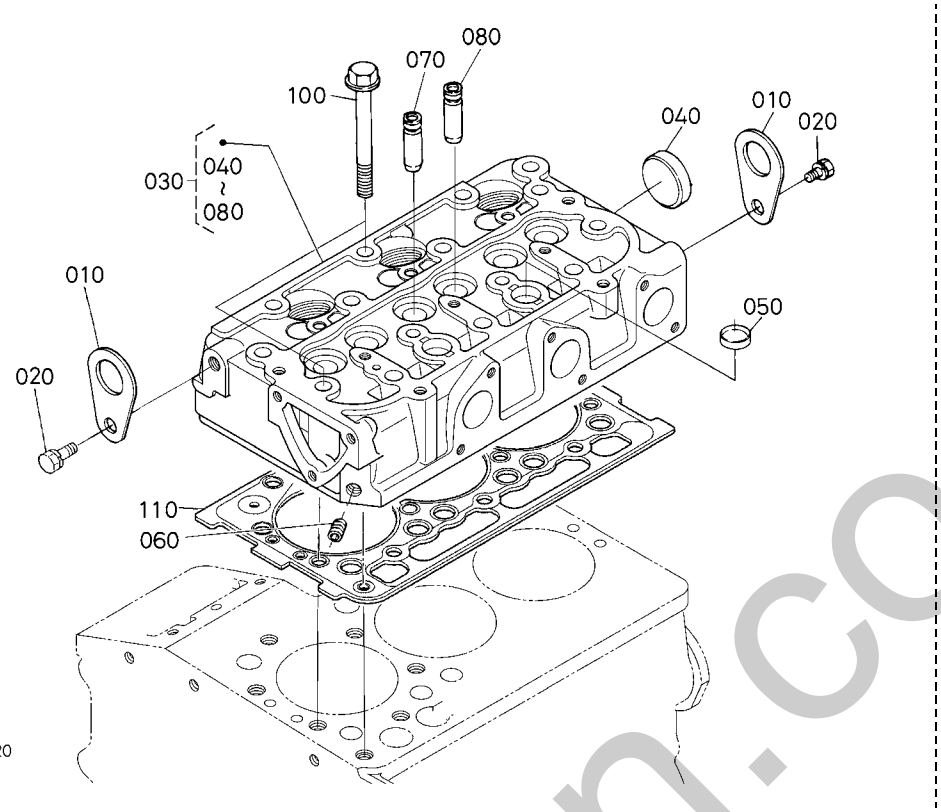

A:D722-D25(B1620D) B:D722-D25(B1620DT)

REF.No. POS.No. BILD-Nr.	PART No. REFERENCE BESELL-Nr.	PART NAME	DESIGNATION	BEZEICHNUNG	Q'TY/S.No. Q'TE/No.S. STUECK/S.Nr. A	B	I.C.	REMARKS REMARQUES BEMERKUNGEN
010	15221-0175-0	HOOK,ENGINE	ANNEAU DE LEVAGE	MOTOR-ANKERHAKEN	2	2		
020	01123-60816	BOLT	VIS	BOLZEN	2	2		
030	1E129-0304-0	COMP.CYLINDER HEAD	CULASSE COMPLET	KOMP.ZYLINDERKOPF	1	1		
040	15321-9626-0	CAP,SEALING	PASTILLE	STOEPSEL,ABDICHTUNG	1	1		
050	15261-0337-0	CAP,SEALING	PASTILLE	STOEPSEL,ABDICHTUNG	2	2		
060	15261-9601-0	PLUG	BOUCHON	STOPFEN	1	1		
070	15841-1354-0	GUIDE,INLET VALVE	GUIDE SOUP.D'ADMISS.	EINLASSVENTILFUHRUNG	3	3		
080	15841-1356-0	GUIDE,EXHAUST VALVE	GUIDE SOUP.D'ECHAP.	AUSLASSVENTILFUHRUNG	3	3		
090	----	BLANK	BLANC	LEERE SPALTE	-	-		
100	14601-0345-0	BOLT,CYLINDER HEAD	VIS DE CYLINDRE	ZYLINDERKOPFSCHRAUBE	14	14		
110	16871-0331-3	GASKET,CYLINDER HEAD	JOINT DE CULASSE	ZYLINDERKOPFDICHTUNG	1	1		

⟷ Interchangeable; ≠ not interchangeable; ⟵ new for old; ⟶ old for new

silverthorn.co.uk

000400 GEAR CASE
CARTER DE DISTRIBUTION
GETRIEBEGEHAEUSE

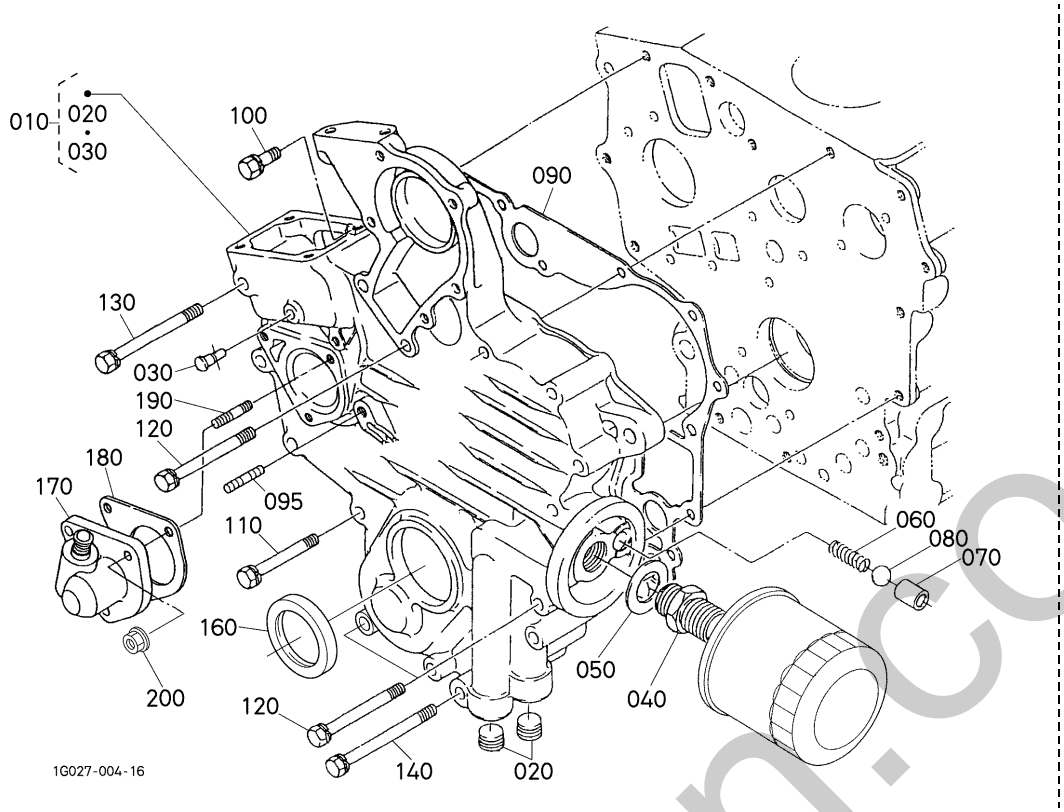

A:D722-D25(B1620D) B:D722-D25(B1620DT)

REF.No. POS.No. BILD-Nr.	PART No. REFERENCE BESELL-Nr.	PART NAME	DESIGNATION	BEZEICHNUNG	Q'TY/S.No. Q'TE/No.S. STUECK/S.Nr. A	B	I.C.	REMARKS REMARQUES BEMERKUNGEN
010	16808-0402-3	COMP.CASE,GEAR	CARTER DISTR.COMP.	KMP.GETRIEBEGEHAEUSE	1	1		
020	15521-9603-0	PLUG	BOUCHON	STOPFEN	2	2		
030	15841-5628-0	PIN,START SPRING	GOUPILLE DU RESSORT	STARTFEDERSTIFT	1	1		
040	15241-3229-0	JOINT,PIPE	RACCORD DE TUYAU	VERBINDUNGSSTUECK	1	1		
050	15841-9401-0	WASHER,PLAIN	RONDELLE FREIN	SCHEIBE	1	1		
060	16851-3695-0	SPRING	RESSORT	FRUEHLING	1	1		
070	15841-3693-0	SEAT,VALVE	SIEGE DE SOUPAPE	SITZ,VENTIL	1	1		
080	07715-03211	BALL	BILLE	KUGEL	1	1		
090	16871-0413-0	GASKET,GEAR CASE	JOINT	DICHTUNGGETRIEBEGEH.	1	1		
095	15841-9151-0	STUD	GOUJON	STEHBOLZEN	1	1		
100	01023-50618	BOLT	VIS	BOLZEN	1	1		
110	01023-60650	BOLT	VIS	BOLZEN	8	8		
120	15841-9101-0	BOLT	VIS	BOLZEN	5	5		
130	01023-60670	BOLT	VIS	BOLZEN	1	1		
140	01023-50675	BOLT	VIS	BOLZEN	1	1		
150	----	BLANK	BLANC	LEERE SPALTE	-	-		
160	15877-0414-0	SEAL,OIL	BAGUE JOINT	OELDICHTUNGSRING	1	1		
170	59360-2595-0	ASSY GEAR CASE,H/M	CARTER COMPT D'HEURE	GRP.GETRIEBEGEHAEUSE	1	1		
180	19461-8813-2	GASKET,H/M GEAR CASE	JOINT	DICHTUNG	1	1		
190	15221-8821-0	STUD	GOUJON	STEHBOLZEN	3	3		
200	02751-50060	NUT,FLANGE	ECROU A EMBASE	FLANSCHEN-MUTTER	3	3		

⟷ Interchangeable; ≠ not interchangeable; ⟵ new for old; ⟶ old for new

silverthorn.co.uk

000500 HEAD COVER
COUVRE-CULASSE
ZYLINDERKOPF-DECKEL

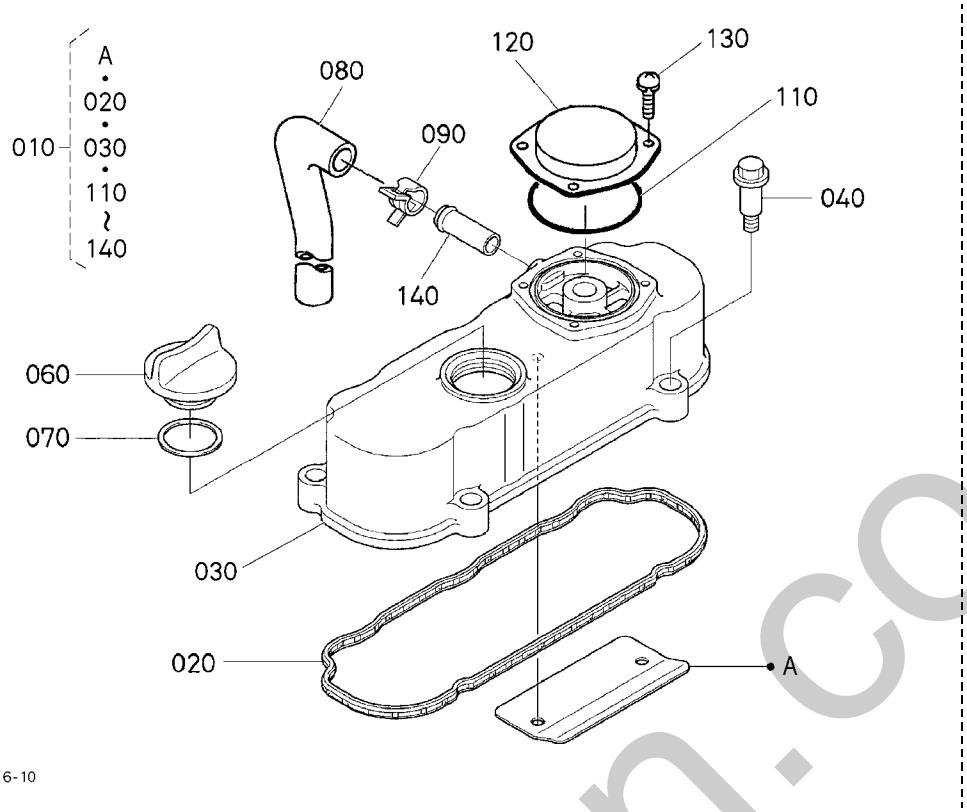

A:D722-D25(B1620D) B:D722-D25(B1620DT)

REF.No. POS.No. BILD-Nr.	PART No. REFERENCE BESELL-Nr.	PART NAME	DESIGNATION	BEZEICHNUNG	Q'TY/S.No. Q'TE/No.S. STUECK/S.Nr. A	B	I.C.	REMARKS REMARQUES BEMERKUNGEN
010	1G827-1450-4	ASSY COVER,CYL.HEAD	ENS.COUVERCLE	ZYLINDERKOPFHAUBE	1	1		
020	1G958-1452-0	GASKET,HEAD COVER	JOINT COUVRE-CULASSE	DICHTUNG,KOPFDECKEL	1	1		
030	1G958-1451-2	COVER,CYL.HEAD	COUVERCLE CULASSE	ZYLINDERKOPFHAUBE	1	1		
040	1G911-9102-2	BOLT	VIS	BOLZEN	4	4		
050	----	BLANK	BLANC	LEERE SPALTE	-	-		
060	E9151-3314-0	PLUG,OIL FILLER	BOUCHON,REMPLIS.H/L	OELEINFUELLSSTOPFEN	1	1		
070	04814-50300	O RING	JOINT TORIQUE	O RING	1	1		
080	1G460-0551-0	TUBE,BREATHER	TUYAU DE REINFLARD	ENTLUFTUNGSROHR	1	1		
090	09318-88125	CLAMP,HOSE	COLLIER DE DURITE	SCHLAUCHBINDER	1	1		
100	----	BLANK	BLANC	LEERE SPALTE	-	-		
110	1A021-0543-0	O RING,BREATHER	JOINT TORIQUE	O RING	1	1		
120	1G742-0512-0	COVER,BREATHER	COUVERCLE ASPIRATEUR	ENTLUEFTERDECKEL	1	1		
130	03024-50510	SCREW,WITH WASHER	VIS	SCHRAUBE	4	4		
140	16241-7337-0	PIPE,WATER RETURN	TUYAU RETOUR D'EAU	WASSERROHR	1	1		

⟷ Interchangeable; ≠ not interchangeable; ⟵ new for old; ⟶ old for new

silverhorn.co.uk

000600 OIL FILTER
FILTRE D'HUILE
OELFILTER

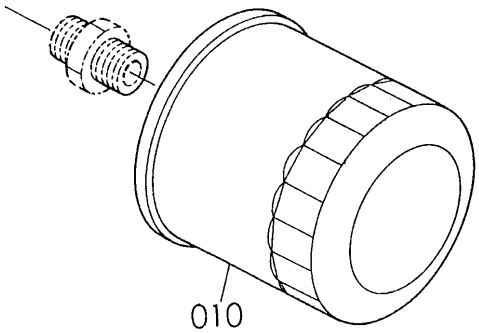

16615-003-10

A:D722-D25(B1620D) B:D722-D25(B1620DT)

REF.No. POS.No. BILD-Nr.	PART No. REFERENCE BESELL-Nr.	PART NAME	DESIGNATION	BEZEICHNUNG	Q'TY/S.No. Q'TE/No.S. STUECK/S.Nr. A	B	I.C.	REMARKS REMARQUES BEMERKUNGEN
010	HH150-3243-0	CARTRIDGE,OIL FILTER	CARTOUCHE FILTRANTE	OELFILTERPATRONE	1	1		

⟷ Interchangeable; ≠ not interchangeable; ⟵ new for old; ⟶ old for new

silverhorn.co.uk

000700 DIPSTICK AND GUIDE
JAUGE D'HUILE ET GUIDE
OELMESSSTAB UND FUEHRUNG

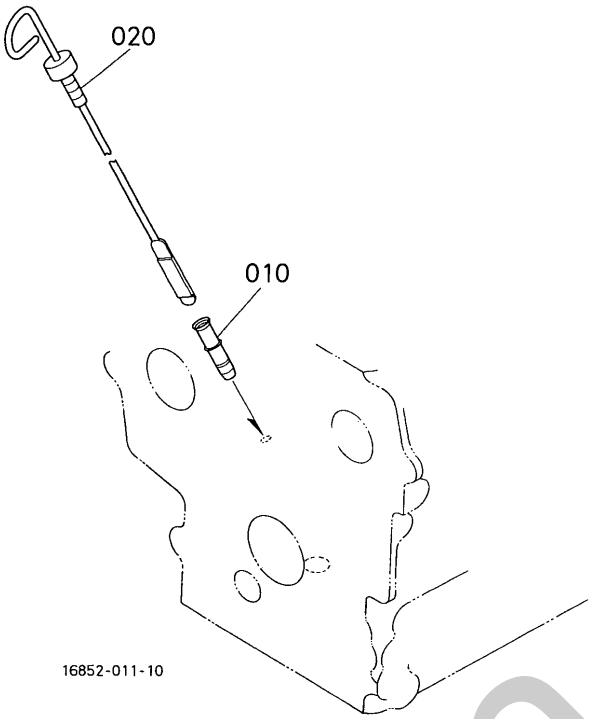

A:D722-D25(B1620D) B:D722-D25(B1620DT)

REF.No. POS.No. BILD-Nr.	PART No. REFERENCE BESELL-Nr.	PART NAME	DESIGNATION	BEZEICHNUNG	Q'TY/S.No. Q'TE/No.S. STUECK/S.Nr. A	B	I.C.	REMARKS REMARQUES BEMERKUNGEN
010	17456-3642-0	GUIDE,OIL GAUGE	GUIDE	FUEHRUNG,OEL-MEBSTAB	1	1		
020	1K177-3641-0	GAUGE,OIL	JAUGE D'HUILE	OELMESSSTAB	1	1		

⟷ Interchangeable; ≠ not interchangeable; ⟵ new for old; ⟶ old for new

silverhorn.co.uk

000800 OIL PUMP
POMPE D'HUILE
OEL PUMPE

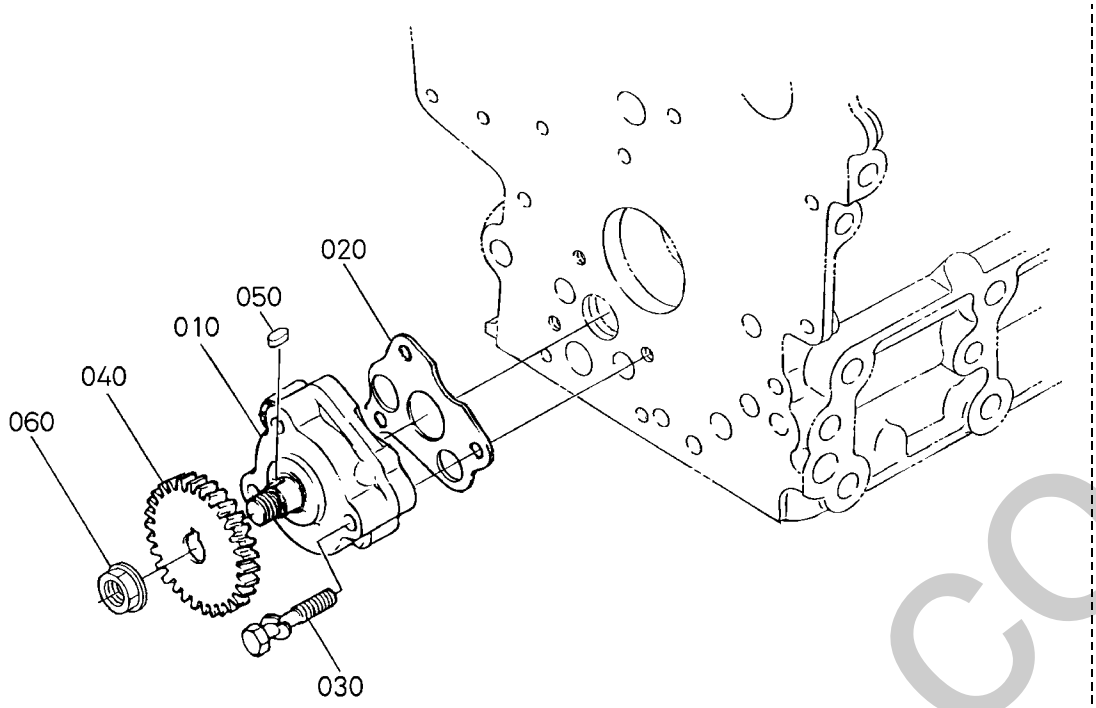

17060-002-15

A:D722-D25(B1620D) B:D722-D25(B1620DT)

REF.No. POS.No. BILD-Nr.	PART No. REFERENCE BESELL-Nr.	PART NAME	DESIGNATION	BEZEICHNUNG	Q'TY/S.No. Q'TE/No.S. STUECK/S.Nr. A	B	I.C.	REMARKS REMARQUES BEMERKUNGEN
010	16851-3501-2	ASSY PUMP,OIL	ENS.POMPE A HUILE	GRP.OELPUMPE	1	1		
020	16851-3515-2	GASKET,OIL PUMP NA	JOINT POMPE A HUILE	DICHTUNG,OELPUMPE	1	1		
030	15841-9105-0	BOLT	VIS	BOLZEN	3	3		
040	15841-3566-0	GEAR,OIL PUMP DRIVE	PIGNON ENTRAIN.POMPE	GETRIEBE	1	1		
050	05712-00408	KEY,FEATHER	CLAVETTE	KEIL	1	1		
060	02783-50100	NUT,FLANGE	ECROU A EMBASE	FLANSCHEN-MUTTER	1	1		

⟷ Interchangeable; ≠ not interchangeable; ⟵ new for old; ⟶ old for new

silverhorn.co.uk

010000 MAIN BEARING CASE
PALIERS DE VILEBREQUIN
HAUPTLAGERGEHAEUSE

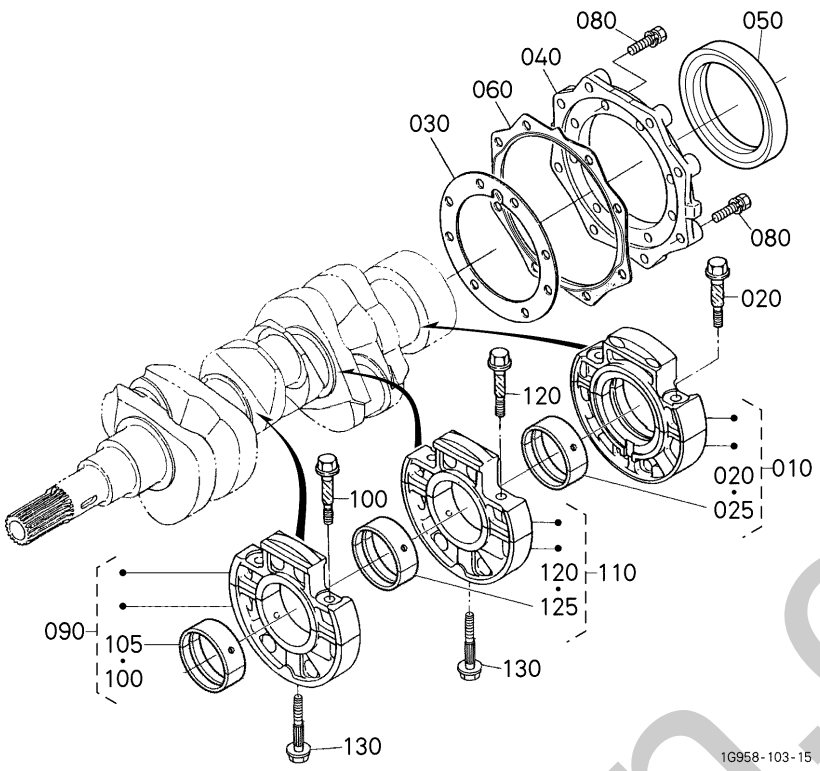

A:D722-D25(B1620D) B:D722-D25(B1620DT)

REF.No. POS.No. BILD-Nr.	PART No. REFERENCE BESELL-Nr.	PART NAME	DESIGNATION	BEZEICHNUNG	Q'TY/S.No. Q'TE/No.S. STUECK/S.Nr. A	B	I.C.	REMARKS REMARQUES BEMERKUNGEN
010	16861-0709-0	ASSY BRG.CASE,WHEEL	ENS.PALIER VILEBREQ.	GRP.LAGERGEHAEUSE	1	1		
020	15841-0454-0	BOLT,BEARING CASE	VIS	BOLZEN,LAGERKASTEN	2	2		
025	16861-2348-0	METAL,CRANKSHAFT M	COUSSINET DE VILEBR.	METALLTEIL	1	1		STD SET
025	15694-2393-0	METAL,CRANKSHAFT	COUSSINET DE VILEBR.	METALLTEIL,KURBELWE	1	1		-0.20mm SET
025	15694-2394-0	METAL,CRANKSHAFT	COUSSINET DE VILEBR.	METALLTEIL,KURBELWE	1	1		-0.40mm SET
030	15852-0436-0	GASKET,BEARING CASE	JOINT CART.DE RLMT	DICHTUNG,LAGER	1	1		
040	15841-0481-5	COVER,BEARING CASE	PORTE JOINT	DECKEL,LAGERKASTEN	1	1		
050	1G460-0446-0	SEAL,OIL	BAGUE JOINT	OELDICHTUNGSRING	1	1		
060	15841-0482-3	GASKET,CASE COVER	JOINT DE CARTER FOU	DICHTUNG GEHAEUSEDEC	1	1		
070	----	BLANK	BLANC	LEERE SPALTE	-	-		
080	01023-50622	BOLT	VIS	BOLZEN	16	16		
090	16851-0704-0	ASSY BRG.CASE,MAIN	ENS.PALIER VILEBREQ.	GRP.LAGERGEHAEUSE	1	1		
100	15841-0454-0	BOLT,BEARING CASE	VIS	BOLZEN,LAGERKASTEN	2	2		
105	16861-2349-0	METAL,CRANKSHAFT	COUSSINET DE VILEBR.	METALLTEIL	1	1		STD SET
105	15861-2386-0	METAL,CRANKSHAFT	COUSSINET DE VILEBR.	METALLTEIL,KURBELWE	1	1		-0.20mm SET
105	15861-2387-0	METAL,CRANKSHAFT	COUSSINET DE VILEBR.	METALLTEIL,KURBELWE	1	1		-0.40mm SET
110	16851-0705-0	ASSY BRG.CASE,MAIN	ENS.PALIER VILEBREQ.	GRP.LAGERGEHAEUSE	1	1		
120	15841-0454-0	BOLT,BEARING CASE	VIS	BOLZEN,LAGERKASTEN	2	2		
125	16861-2349-0	METAL,CRANKSHAFT	COUSSINET DE VILEBR.	METALLTEIL	1	1		STD SET
125	15861-2386-0	METAL,CRANKSHAFT	COUSSINET DE VILEBR.	METALLTEIL,KURBELWE	1	1		-0.20mm SET
125	15861-2387-0	METAL,CRANKSHAFT	COUSSINET DE VILEBR.	METALLTEIL,KURBELWE	1	1		-0.40mm SET
130	15841-0456-2	BOLT,BEARING CASE	VIS	BOLZEN,LAGERKASTEN	2	2		

⟷ Interchangeable; ≠ not interchangeable; ⟵ new for old; ⟶ old for new

ohelhorn.co.uk

010100 CAMSHAFT AND IDLE GEAR SHAFT
ARBRE A CAMES ET ARBRE DE PIGNON INTERMEDIAIRE
NOCKENWELLE UND FREILAUFGETRIEBEWELLE

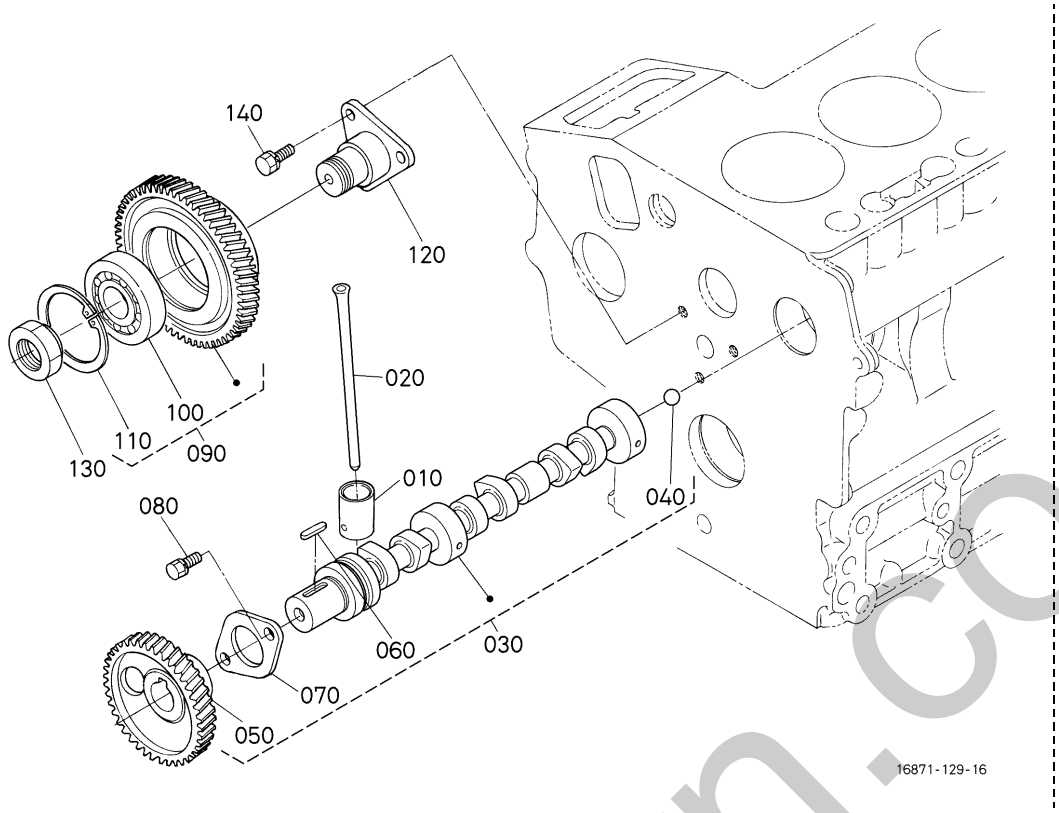

A:D722-D25(B1620D) B:D722-D25(B1620DT)

REF.No. POS.No. BILD-Nr.	PART No. REFERENCE BESELL-Nr.	PART NAME	DESIGNATION	BEZEICHNUNG	Q'TY/S.No. Q'TE/No.S. STUECK/S.Nr. A	B	I.C.	REMARKS REMARQUES BEMERKUNGEN
010	16851-1555-2	TAPPET	POUSSOIR	STOSSEL	6	6		
020	16851-1511-0	PUSH ROD	TIGE DE POUSSOIR	STOSSELSTANGE	6	6		
030	16864-1601-5	ASSY CAMSHAFT	ENS.ARBRE A CAMES	GRP.NOCKENWELLE	1	1		
040	07715-00401	BALL	BILLE	KUGEL	1	1		
050	16864-1651-0	GEAR,CAM	PIGNON	ZAHNRAD	1	1		
060	05712-00518	KEY,FEATHER	CLAVETTE	KEIL	1	1		
070	15841-1627-0	STOPPER,CAMSHAFT	BOUCHON ARBRE A CAME	NOCKENWELLESPERRPLA.	1	1		
080	01023-50612	BOLT	VIS	BOLZEN	2	2		
090	16864-2401-0	ASSY GEAR,IDLE	ENS.PIGNON FOU	GRP.LEERLAUFGETRIEBE	1	1		
100	16864-2429-0	BEARING	ROULEMENT	LAGER	1	1		
110	04611-00520	CIR CLIP,INTERNAL	CIRCLIP	SPRENGRING	1	1		
120	16864-2425-0	SHAFT,IDLE GEAR	ARBRE DE PIGNON FOU	WELLE,FREILAUFGETR.	1	1		
130	16864-9201-0	NUT	ECROU	MUTTER	1	1		
140	01023-50614	BOLT	VIS	BOLZEN	3	3		

⟷ Interchangeable; ≠ not interchangeable; ⟵ new for old; ⟶ old for new

silverthorn.co.uk

010200 PISTON AND CRANK SHAFT
PISTON ET VILEBREQUIN
KOLBEN UND KURBELWELLE

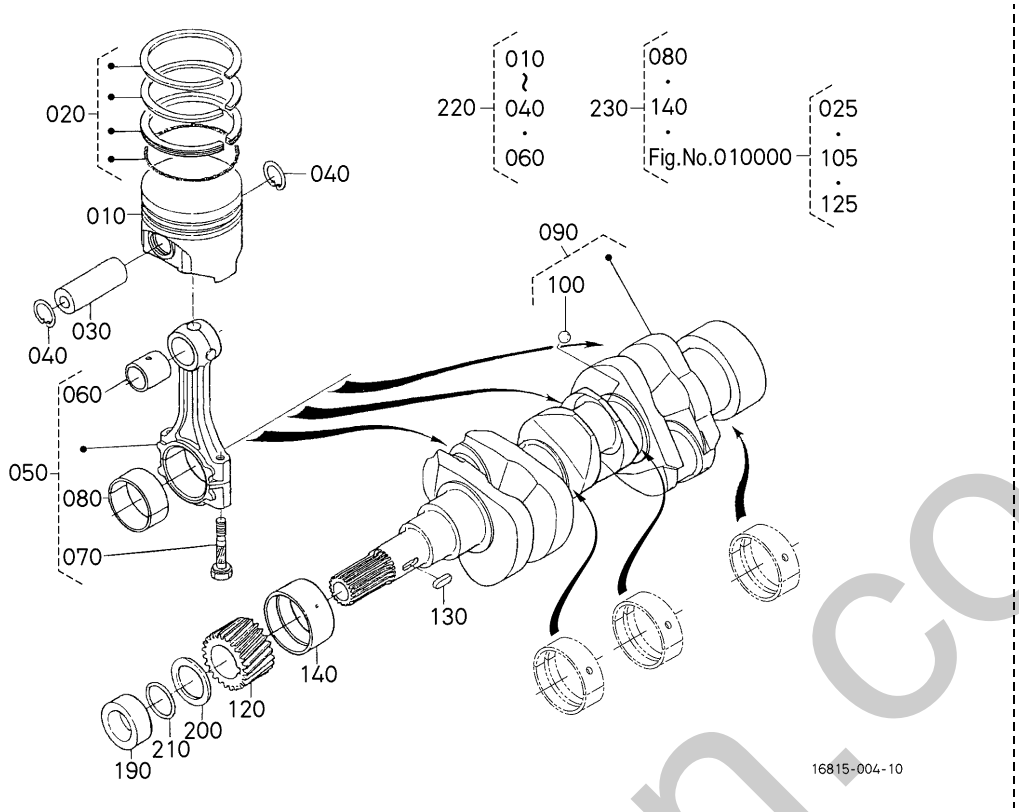

A:D722-D25(B1620D) B:D722-D25(B1620DT)

REF.No. POS.No. BILD-Nr.	PART No. REFERENCE BESELL-Nr.	PART NAME	DESIGNATION	BEZEICHNUNG	Q'TY/S.No. Q'TE/No.S. STUECK/S.Nr. A	B	I.C.	REMARKS REMARQUES BEMERKUNGEN
010	16851-2111-4	PISTON	PISTON	KOLBEN	3	3		STD
010	16851-2190-3	PISTON	PISTON	KOLBEN	3	3		+0.25mm
020	16853-2105-0	ASSY PISTON RING	ENS.SEGMENT	GRP.KOLBENRING	3	3		STD
020	16853-2109-0	ASSY PISTON RING	ENS.SEGMENT	GRP.KOLBENRING	3	3		+0.25mm
030	16871-2131-0	PIN,PISTON	AXE DE PISTON	KOLBENBOLZEN	3	3		
040	15261-2133-0	CIR CLIP,PISTON PIN	CIRCLIP	SEEGERING	6	6		
050	16851-2201-5	ASSY ROD,CONNECTING	ENS.BIELLE	TRIEBSTANGE KOMP	3	3		
060	16851-2198-2	BUSH,PISTON PIN	BAGUE DE BIELLE	BUCHSE,KOLBENSTIFT	3	3		
070	16851-2214-0	BOLT,CONNECTING ROD	VIS DE BIELLE	BOLZEN	6	6		
080	16851-2232-0	METAL,CRANKPIN M	COUSSINET DE BIELLE	METALLTEIL	3	3		STD SET
080	15861-2297-0	METAL,CRANKPIN	COUSSINET DE BIELLE	METALLTEIL	3	3		-0.20mm SET
080	15861-2298-0	METAL,CRANKPIN	COUSSINET DE BIELLE	METALLTEIL	3	3		-0.40mm SET
090	16861-2301-2	COMP.CRANKSHAFT	VILEBREQUIN COMPLET	KOMP.KURBELWELLE	1	1		
100	07715-03207	BALL	BILLE	KUGEL	3	3		
110	----	BLANK	BLANC	LEERE SPALTE	-	-		
120	16864-2411-0	GEAR,CRANKSHAFT	PIGNON DE VILEBREQ.	KURBELANTRIEBSTEIL	1	1		
130	05712-00515	KEY,FEATHER	CLAVETTE	KEIL	1	1		
140	15861-2347-0	METAL,CRANKSHAFT	COUSSINET DE VILEBR.	METALLTEIL	1	1		STD
140	15861-2391-0	METAL,CRANKSHAFT	COUSSINET DE VILEBR.	METALLTEIL	1	1		-0.20mm
140	15861-2392-0	METAL,CRANKSHAFT	COUSSINET DE VILEBR.	METALLTEIL	1	1		-0.40mm
150	----	BLANK	BLANC	LEERE SPALTE	-	-		
160	----	BLANK	BLANC	LEERE SPALTE	-	-		
170	----	BLANK	BLANC	LEERE SPALTE	-	-		
180	----	BLANK	BLANC	LEERE SPALTE	-	-		
190	15841-2325-0	COLLAR,CRANKSHAFT	COLLIER VILEBREQUIN	HALSRING	1	1		
200	15881-2331-0	SLINGER,OIL	DEFLECTEUR D'HUILE	OELFANGRING	1	1		
210	04814-16220	O RING	JOINT TORIQUE	O RING	1	1		
220	16871-2177-2	KIT PISTON	ENS.PISTON	GRP.KOLBEN	3	3		STD
220	16871-2178-2	KIT PISTON	ENS.PISTON	GRP.KOLBEN	3	3		+0.25mm
230	16871-2375-2	KIT METAL,ENGINE	JEU DE COUSSINET	LAGERSATZ	1	1		STD SET

↔ Interchangeable; ≠ not interchangeable; ← new for old; → old for new

sinclairn.co.uk

010200 PISTON AND CRANK SHAFT
PISTON ET VILEBREQUIN
KOLBEN UND KURBELWELLE

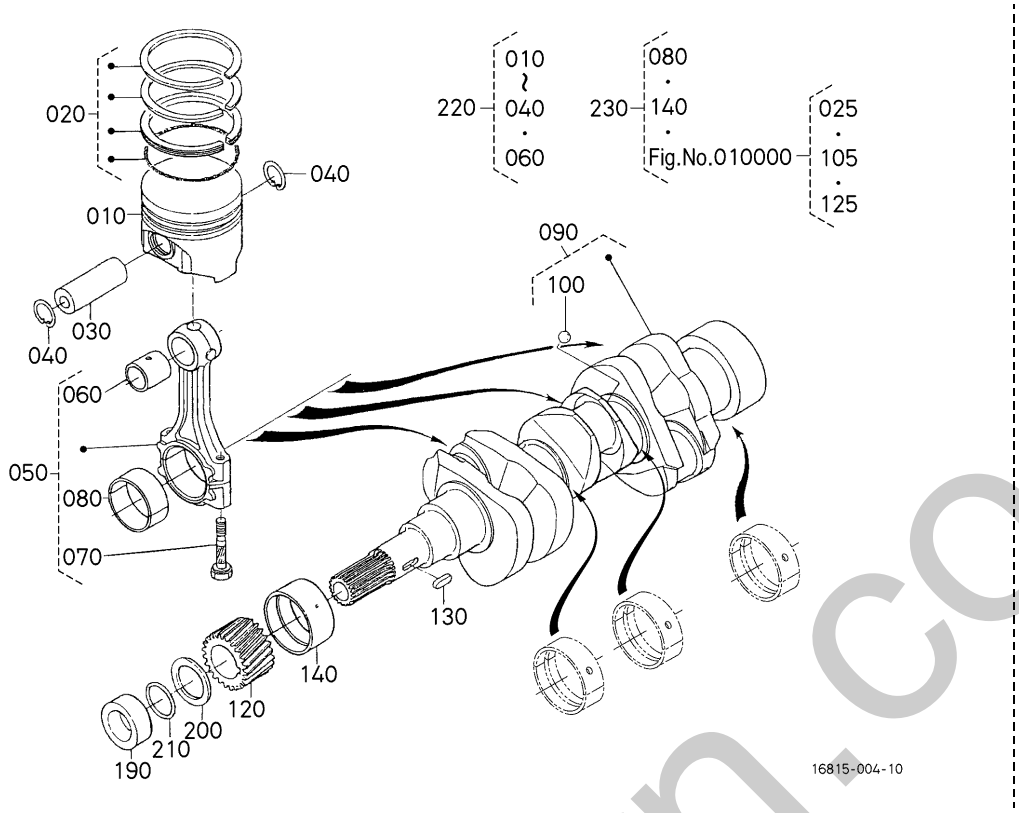

A:D722-D25(B1620D) B:D722-D25(B1620DT)

REF.No. POS.No. BILD-Nr.	PART No. REFERENCE BESELL-Nr.	PART NAME	DESIGNATION	BEZEICHNUNG	Q'TY/S.No. Q'TE/No.S. STUECK/S.Nr. A	B	I.C.	REMARKS REMARQUES BEMERKUNGEN
230	16871-2376-0	KIT METAL,ENGINE	JEU DE COUSSINET	LAGERSATZ	1	1		-0.20mm SET
230	16871-2377-0	KIT METAL,ENGINE	JEU DE COUSSINET	LAGERSATZ	1	1		-0.40mm SET

silverhorn.co.uk

⟷ Interchangeable; ≠ not interchangeable; ⟵ new for old; ⟶ old for new

010300 FLYWHEEL
VOLANT MOTEUR
SCHWUNGRAD

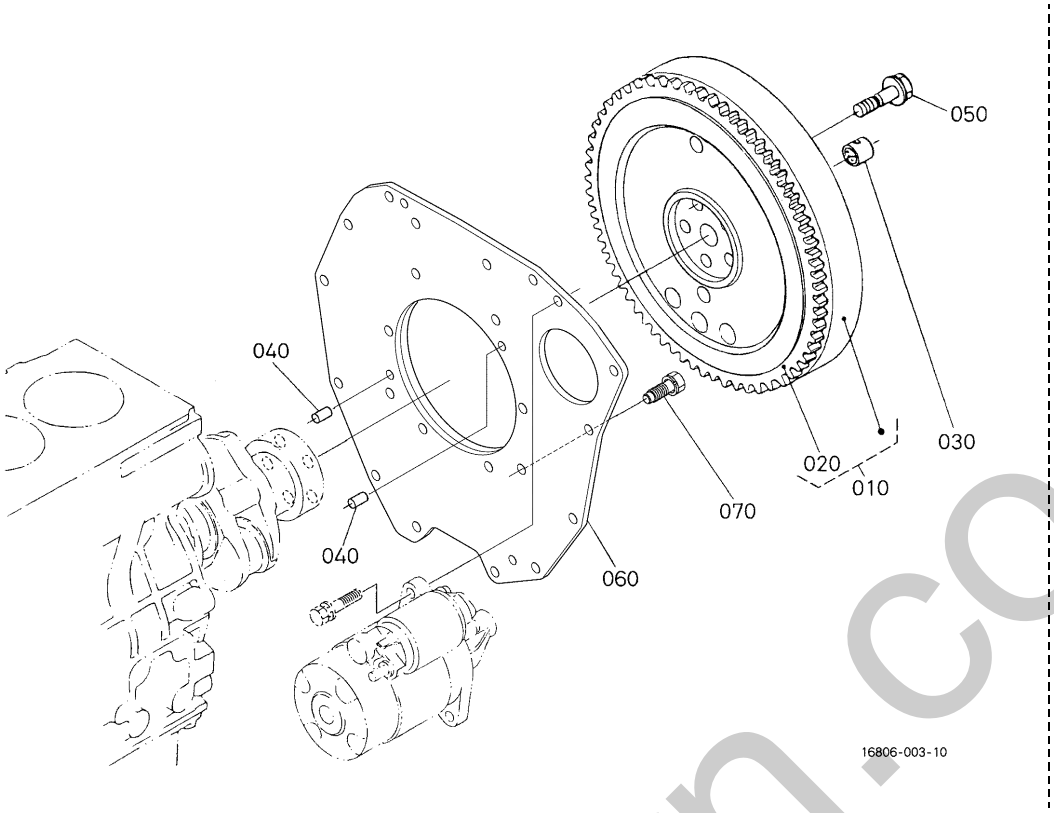

A:D722-D25(B1620D) B:D722-D25(B1620DT)

REF.No. POS.No. BILD-Nr.	PART No. REFERENCE BESELL-Nr.	PART NAME	DESIGNATION	BEZEICHNUNG	Q'TY/S.No. Q'TE/No.S. STUECK/S.Nr. A	B	I.C.	REMARKS REMARQUES BEMERKUNGEN
010	1G706-2501-0	COMP.FLYWHEEL	VOLANT MOTEUR COMP.	KOMP.SCHWUNGRAD	1	1		
020	16261-6382-2	GEAR,RING	COURONNE DE DEMARRE.	ZAHNKRANZ	1	1		
030	66621-1412-0	BEARING,DRY	PALIER A SEC	TROCKENLAGER	1	1		
040	05012-00814	PIN,STRAIGHT	GOUPILLE CYLINDLIQUE	ZYLINDERSTIFT	2	2		
050	16241-2516-0	BOLT,FLYWHEEL	VIS DE VOLANT	BOLZEN,SCHWUNGRAD	5	5		
060	16806-0462-0	PLATE,REAR END	PLAQUE ARRIERE-TRAIN	PLATTE	1	1		
070	01123-50822	BOLT	VIS	BOLZEN	10	10		

⟷ Interchangeable; ≠ not interchangeable; ⟵ new for old; ⟶ old for new

silverhorn.co.uk

010500 FUEL CAMSHAFT AND GOVERNOR SHAFT
ARBRE A CAMES DE CARBURANT ET ARBRE REGULATEUR
KRAFTSTOFF-NOCKENWELLE UND ACHSE

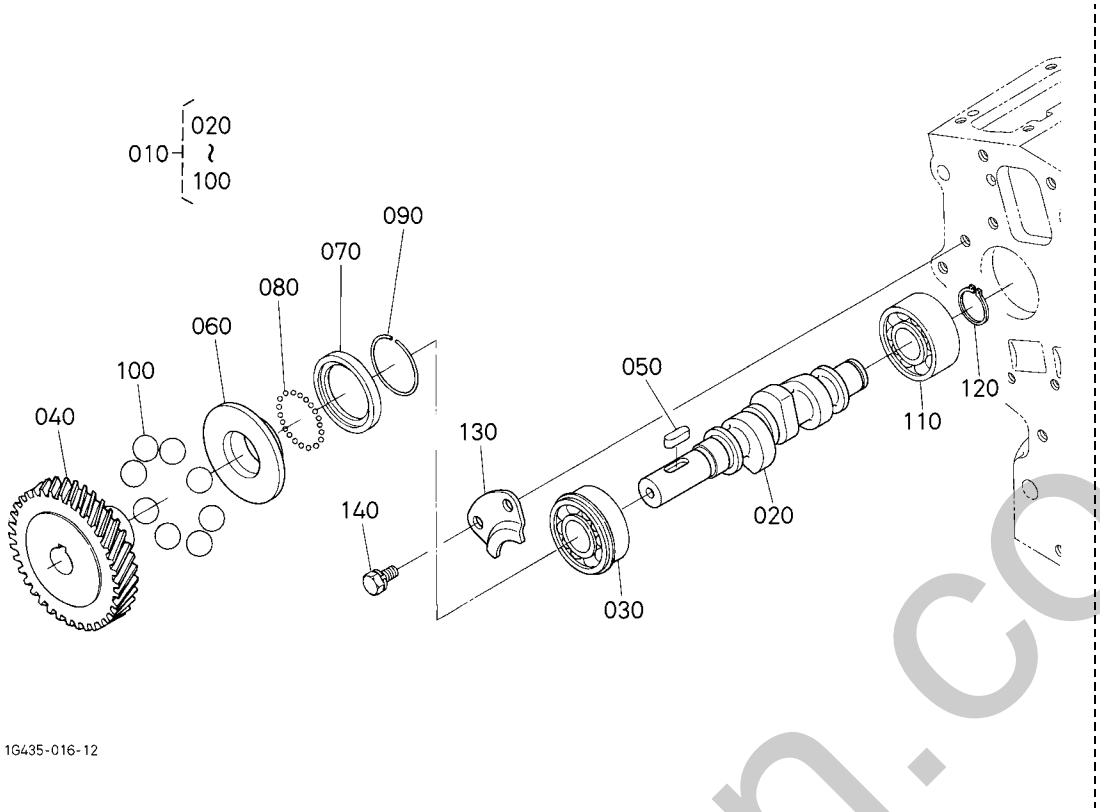

A:D722-D25(B1620D) B:D722-D25(B1620DT)

REF.No. POS.No. BILD-Nr.	PART No. REFERENCE BESELL-Nr.	PART NAME	DESIGNATION	BEZEICHNUNG	Q'TY/S.No. Q'TE/No.S. STUECK/S.Nr. A	B	I.C.	REMARKS REMARQUES BEMERKUNGEN
010	16861-1602-4	ASSY CAMSHAFT,FUEL	ENS.ARBRE A CAMES	GRP.NOCKENWELLE	1	1		
020	15875-1617-3	CAMSHAFT,FUEL	ARBRE A CAMES	NOCKENWELLE	1	1		
030	08153-06203	BEARING,BALL	ROULEMENT A BILLES	KUGELLAGER	1	1		
040	16851-5115-0	GEAR,INJECTION PUMP	ENGRE.POMPE D'INJEC.	GETRIEBEZAHNRAD	1	1		
050	05712-00515	KEY,FEATHER	CLAVETTE	KEIL	1	1		
060	15841-5545-2	SLEEVE,GOVERNOR	BAGUE DE REGULATEUR	REGLERMUFFE	1	1		
070	15841-5569-0	CASE,GOVERNOR BALL	CUVETTE DE BILLES	REGLER-KUGELGEHAUSE	1	1		
080	07715-00801	BALL	BILLE	KUGEL	32	32		
090	15261-5547-0	CIR-CLIP,GOV. SLEEVE	JONC D'ARRET	SPRENGRING	1	1		
100	07715-03217	BALL	BILLE	KUGEL	8	8		
110	16871-9730-0	BEARING,BALL	ROULEMENT A BILLES	KUGELLAGER	1	1		
120	04612-00170	CIR CLIP,EXTERNAL	CIRCLIP	SPRENGRING,AUSSEN	1	1		
130	15841-1632-0	STOPPER,FUEL.C/SHAFT	BOUCHON	STOPFENNOCKENWELLE	1	1		
140	01023-50612	BOLT	VIS	BOLZEN	2	2		

⟷ Interchangeable; ≠ not interchangeable; ⟵ new for old; ⟶ old for new

silverhorn.co.uk

020000 IDLE APPARATUS
DISPOSITIF DE RALENTISSEUR
FREILAUFAPPARAT

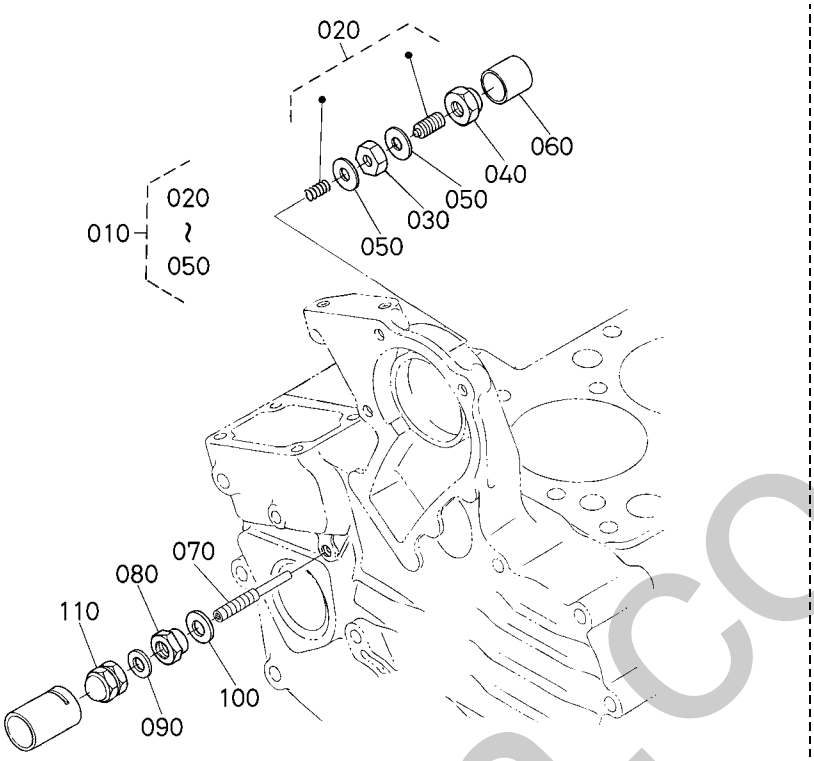

A:D722-D25(B1620D) B:D722-D25(B1620DT)

REF.No. POS.No. BILD-Nr.	PART No. REFERENCE BESELL-Nr.	PART NAME	DESIGNATION	BEZEICHNUNG	Q'TY/S.No. Q'TE/No.S. STUECK/S.Nr. A	B	I.C.	REMARKS REMARQUES BEMERKUNGEN
010	15841-5409-2	ASSY APPARATUS,IDLE	DISPOSITIF.RALENTI.	GRP.FREILAUFAPPARAT	1	1		
020	15841-5410-0	ASSY BOLT,ADJUSTMENT	ENS.BOULON AU POINT	GRP.BOLZENFEINEINST.	1	1		
030	15261-9202-0	NUT	ECROU	MUTTER	1	1		
040	15841-5422-0	NUT	ECROU	MUTTER	1	1		
050	15021-3366-0	GASKET	JOINT	DICHTUNGSPLATTE	2	2		
060	15841-5427-0	CAP	BOUCHON	KAPPE	1	1		
070	15841-5412-3	BOLT,ADJUSTING	VIS REGLAGE	EINSTELLBOLZEN	1	1		
080	15841-9202-0	NUT	ECROU	MUTTER	1	1		
090	15601-9665-0	GASKET	JOINT	DICHTUNGSPLATTE	1	1		
100	1G021-9665-0	GASKET	JOINT	DICHTUNGSPLATTE	1	1		
110	15841-9233-0	NUT	ECROU	MUTTER	1	1		

⟷ Interchangeable; ≠ not interchangeable; ⟵ new for old; ⟶ old for new

silverhorn.co.uk

020200 INJECTION PUMP
POMPE D'INJECTION
EINSPRITZENPUMPE

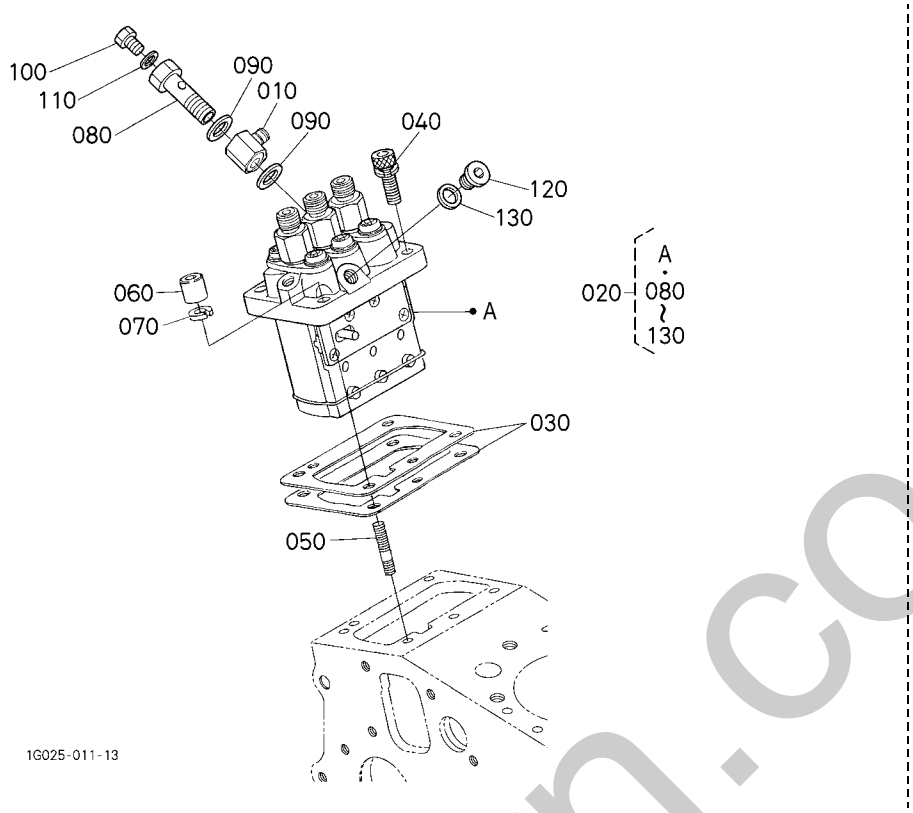

A:D722-D25(B1620D) B:D722-D25(B1620DT)

REF.No. POS.No. BILD-Nr.	PART No. REFERENCE BESELL-Nr.	PART NAME	DESIGNATION	BEZEICHNUNG	Q'TY/S.No. Q'TE/No.S. STUECK/S.Nr. A	B	I.C.	REMARKS REMARQUES BEMERKUNGEN
010	15841-9568-0	JOINT	RACCORD	SCHALTUNG	1	1		
020	16006-5101-0	ASSY PUMP,INJECTION	ENS.POMPE INJECTION	GRP.EINSPRITZPUMPE	1	1		
030	1G700-5220-0	SHIM,INJECTION PUMP	CALE,POMPE INJECTION	ABSTANDSSCHEIBE	1	1		0.175mm
030	16006-5209-2	SHIM,INJECTION PUMP	CALE,POMPE INJECTION	ABSTANDSSCHEIBE	1	1		0.200mm
030	16006-5211-2	SHIM,INJECTION PUMP	CALE,POMPE INJECTION	ABSTANDSSCHEIBE	1	1		0.250mm
030	16006-5212-2	SHIM,INJECTION PUMP	CALE,POMPE INJECTION	ABSTANDSSCHEIBE	1	1		0.300mm
030	1G700-5216-0	SHIM,INJECTION PUMP	CALE,POMPE INJECTION	ABSTANDSSCHEIBE	1	1		0.350mm
040	16871-9106-0	BOLT,HEX-SOC-HD	VIS	BOLZEN	2	2		
050	15841-9150-0	STUD	GOUJON	STEHBOLZEN	2	2		
060	15841-9232-0	NUT	ECROU	MUTTER	2	2		
070	04512-60060	WASHER,SPRING	RONDELLE GROWER	FEDERRING	2	2		
080	15841-5132-0	SCREW,HOLLOW	VIS	SCHRAUBE	1	1		
090	15841-9665-0	GASKET	JOINT	DICHTUNGSPLATTE	2	2		
100	15841-5135-0	SCREW	VIS	SCHRAUBE	1	1		
110	15841-9666-0	GASKET	JOINT	DICHTUNGSPLATTE	1	1		
120	16030-9601-0	PLUG	BOUCHON	STOPFEN	1	1		
130	15861-9665-0	GASKET	JOINT	DICHTUNGSPLATTE	1	1		

⟷ Interchangeable; ≠ not interchangeable; ⟵ new for old; ⟶ old for new

shelborn.co.uk

020400 GOVERNOR
REGULATEUR DE VITESSES
REGLER

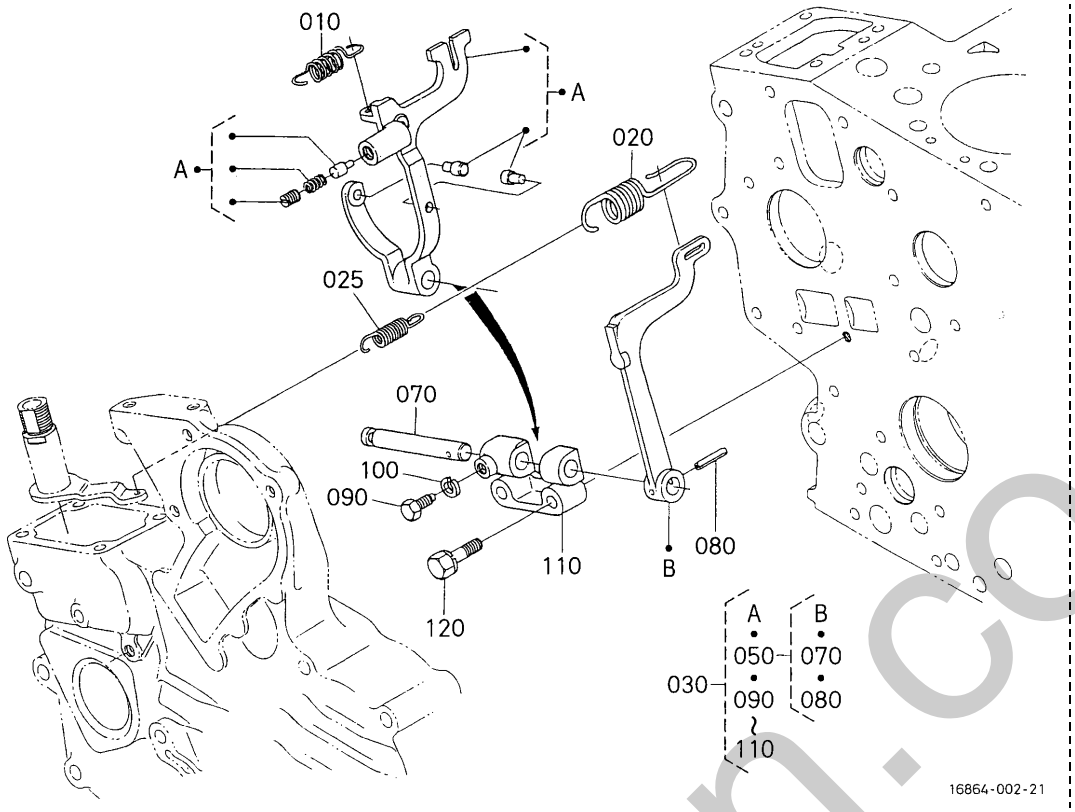

A:D722-D25(B1620D) B:D722-D25(B1620DT)

REF.No. POS.No. BILD-Nr.	PART No. REFERENCE BESELL-Nr.	PART NAME	DESIGNATION	BEZEICHNUNG	Q'TY/S.No. Q'TE/No.S. STUECK/S.Nr. A	B	I.C.	REMARKS REMARQUES BEMERKUNGEN
010	15841-5648-0	SPRING,START	RESSORT DE SURCHARGE	STARTERFEDER	1	1		
020	16864-5641-0	SPRING,GOVERNOR	RESSORT DE REGULATEU	REGLERFEDER	1	1		
025	16864-5642-2	SPRING,GOVERNOR	RESSORT DE REGULATEU	REGLERFEDER	1	1		
030	16815-5605-0	ASSY LEVER,FORK	ENS.LEVIER A FOURCHE	GRP.GABELHEBEL	1	1		
040	----	BLANK	BLANC	LEERE SPALTE	-	-		
050	17563-5606-0	ASSY LEVER,FORK	ENS.LEVIER A FOURCHE	GRP.GABELHEBEL	1	1		
060	----	BLANK	BLANC	LEERE SPALTE	-	-		
070	15841-5615-0	SHAFT,FORK LEVER	ARBRE DE FOUR-LEVIER	GABELHEBELWELLE	1	1		
080	05411-00318	PIN,SPRING	GOUPILLE-RESSORT	STIFT,FRUEHLING	1	1		
090	15261-6641-0	BOLT	VIS	BOLZEN	1	1		
100	04512-60050	WASHER,SPRING	RONDELLE GROWER	FEDERRING	1	1		
110	15841-5623-0	HOLDER,FORK LEVER	SUPP.FOUR-LEVIER	GABELHEBEL-HALTER	1	1		
120	01023-50635	BOLT	VIS	BOLZEN	2	2		

⟷ Interchangeable; ≠ not interchangeable; ⟵ new for old; ⟶ old for new

silverhorn.co.uk

020500 SPEED CONTROL PLATE
PLAQUE DE VITESSE-CONTROLE
GESCHWINDIGKEITS-REGLERPLATTE

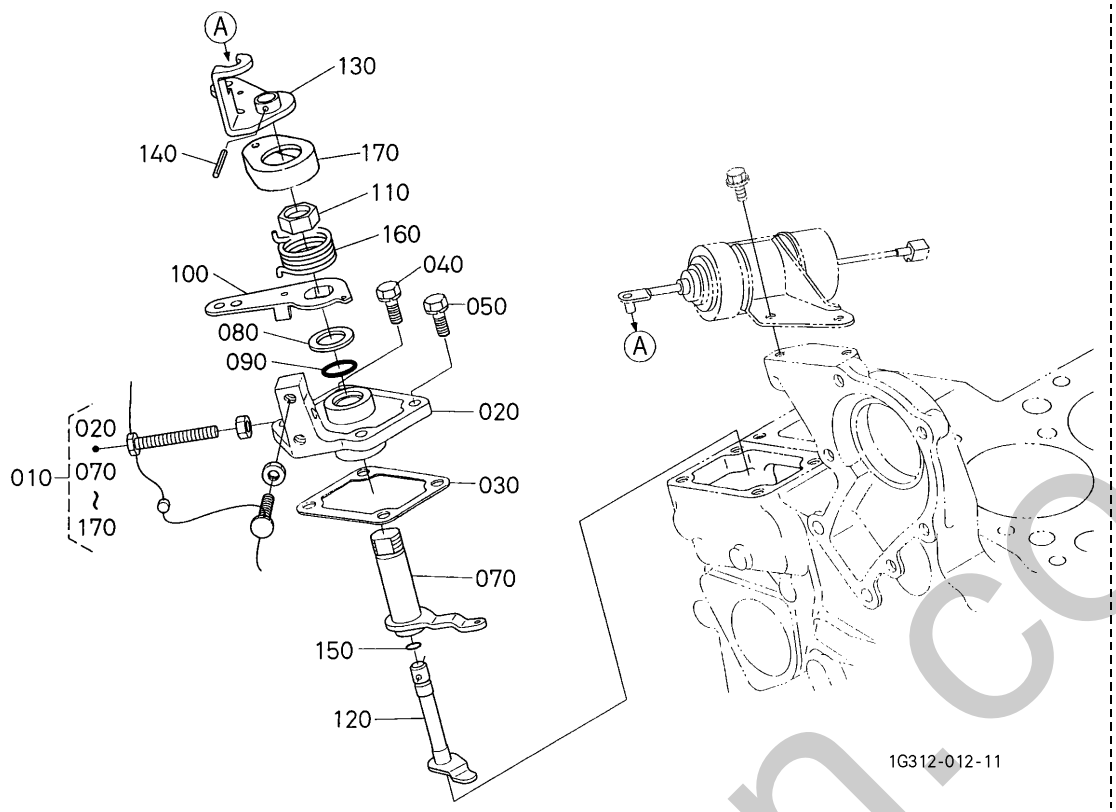

A:D722-D25(B1620D) B:D722-D25(B1620DT)

REF.No. POS.No. BILD-Nr.	PART No. REFERENCE BESELL-Nr.	PART NAME	DESIGNATION	BEZEICHNUNG	Q'TY/S.No. Q'TE/No.S. STUECK/S.Nr. A	B	I.C.	REMARKS REMARQUES BEMERKUNGEN
010	16866-5700-9	COMP.PLATE,SPEED CO.	ENS.PLATEAU DE COMP.	GRP.UMLAFREGLERPLAT.	1	1		
020	15841-5711-2	PLATE,SPEED CONTROL	PLAQUE,VITE-CONTROLE	UMLAUFREGLERPLATTE	1	1		
030	15841-5721-2	GASKET,CONTROL PLATE	JOINT,PLAQUE CONTR.	DICHTUNG	1	1		
040	01023-50618	BOLT	VIS	BOLZEN	2	2		
050	16871-9105-0	BOLT	VIS	BOLZEN	2	2		
060	----	BLANK	BLANC	LEERE SPALTE	-	-		
070	15841-5611-2	LEVER,GOVERNOR	LEVIER DE REGULAT.	REGLERHEBEL	1	1		
080	19280-5724-0	COLLAR	COLLIER	HUELSE	1	1		
090	04814-10160	O RING	JOINT TORIQUE	O RING	1	1		
100	1G639-5715-0	LEVER,SPEED CONTROL	LEVIER DE VIT-CONTR.	DREHZAHLVERSTELHEBEL	1	1		
110	16866-9201-0	NUT,SPEED CONTROL	EUROU,VITE-CONTROLE	MUTTERDREHZAHLREGLER	1	1		
120	16878-5774-2	SHAFT,LEVER	ARBRE D'ARRET MOTEUR	HEBELWELLE	1	1		
130	16851-5772-4	LEVER,ENGINE STOP	LEVIER D'ARRET	MOTOR-STOPHEBEL	1	1		
140	05411-00314	PIN,SPRING	GOUPILLE-RESSORT	STIFT,FRUEHLING	1	1		
150	04814-10070	O RING	JOINT TORIQUE	O RING	1	1		
160	16878-5792-0	SPRING,RETURN	RESSORT DE RAPPEL	RUECKZUGFEDER	1	1		
170	16866-5730-2	CAP	BOUCHON	KAPPE	1	1		

⟷ Interchangeable; ≠ not interchangeable; ⟵ new for old; ⟶ old for new

simonhorn.co.uk

020600 NOZZLE HOLDER AND GLOW PLUG
PORTE-INJECTEUR ET BOUGIE DE PRECHAUFFAGE
DUESENHALTER UND GLUEHKERZE

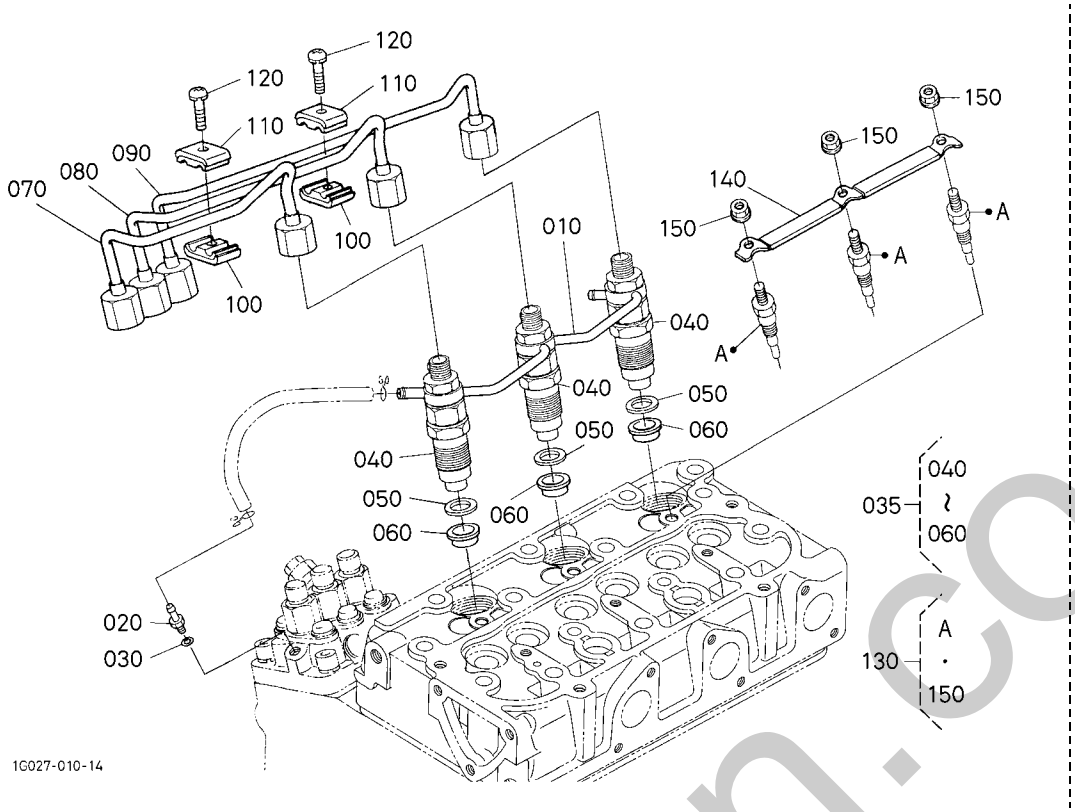

A:D722-D25(B1620D) B:D722-D25(B1620DT)

REF.No. POS.No. BILD-Nr.	PART No. REFERENCE BESELL-Nr.	PART NAME	DESIGNATION	BEZEICHNUNG	Q'TY/S.No. Q'TE/No.S. STUECK/S.Nr. A	B	I.C.	REMARKS REMARQUES BEMERKUNGEN
010	15862-4250-2	ASSY PIPE,OVER FLOW	ENS.TUYAU TROP-PLEIN	GRP.UEBERLAUFROHR	1	1		
020	15841-5136-0	SCREW,AIR BLEEDER	VIS DE AIR-AVICLTEUR	SCHRAUBE	1	1		
030	15601-9665-0	GASKET	JOINT	DICHTUNGSPLATTE	1	1		
035	16001-5390-0	KIT HOLDER,NOZZLE	ENS.PORTE-INJECTEUR	GRP.DUESENHALTER	3	3		
040	16001-5300-0	ASSY HOLDER,NOZZLE	ENS.PORTE-INJECTEUR	GRP.DUESENHALTER	3	3		
050	15841-5362-2	GASKET	JOINT	DICHTUNGSPLATTE	3	3		
060	19077-5365-0	SEAL,HEAT	JOINT DE CHALEUR	DICHTUNG	3	3		
070	16851-5371-3	PIPE,INJECTION	TUYAU D'INJECTEUR	EINSPRITZROHR	1	1		
080	16851-5372-3	PIPE,INJECTION	TUYAU D'INJECTEUR	EINSPRITZROHR	1	1		
090	16861-5373-3	PIPE,INJECTION	TUYAU D'INJECTEUR	EINSPRITZROHR	1	1		
100	15841-5385-0	CLAMP,PIPE	COLLIER DE TUYAU	ROHRKLEMME	2	2		
110	15841-5386-0	CLAMP,PIPE	COLLIER DE TUYAU	ROHRKLEMME	2	2		
120	03024-50520	SCREW,WITH WASHER	VIS	SCHRAUBE	2	2		
130	16851-6551-2	GLOW PLUG	BOUGIE,PRE-CHAUFFAGE	GLUEHSTOEPSEL	3	3		
140	16861-6556-0	CORD,GLOW PLUG	FILDEBOUG.PRECHAUFF.	GLUEHKERZEKORD	1	1		
150	02761-50040	NUT,FLANGE	ECROU A EMBASE	FLANSCHEN-MUTTER	3	3		

⟷ Interchangeable; ≠ not interchangeable; ⟵ new for old; ⟶ old for new

simcorn.co.uk

020700 NOZZLE HOLDER [COMPONENT PARTS]
PORTE-INJECTEUR [PARTIES COMPOSANTES]
DUESENHALTER [EINZEL-TEIL]

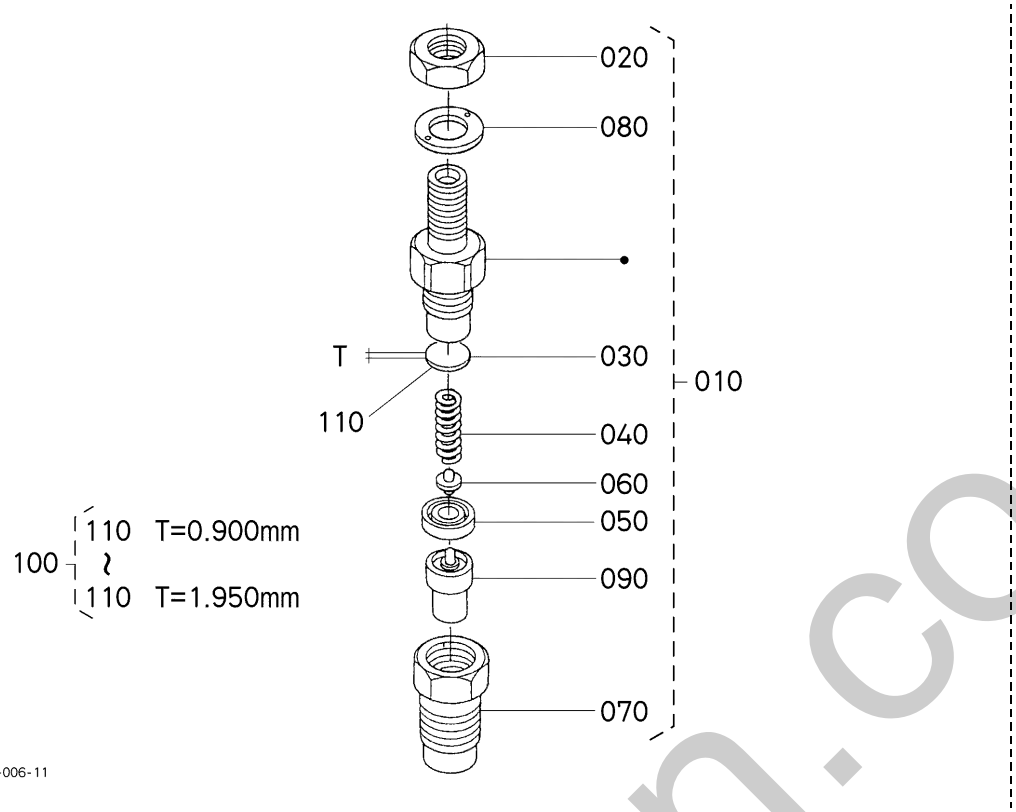

A:D722-D25(B1620D) B:D722-D25(B1620DT)

REF.No. POS.No. BILD-Nr.	PART No. REFERENCE BESELL-Nr.	PART NAME	DESIGNATION	BEZEICHNUNG	Q'TY/S.No. Q'TE/No.S. STUECK/S.Nr. A	B	I.C.	REMARKS REMARQUES BEMERKUNGEN
010	16001-5300-0	ASSY HOLDER,NOZZLE	ENS.PORTE-INJECTEUR	GRP.DUESENHALTER	3	3		
020	15841-9203-0	NUT	ECROU	MUTTER	3	3		
030	15841-5323-0	WASHER,ADJUSTING	RONDELLE DE REGLAGE	EINSTELLSCHEIBE	3	3		
040	15841-5317-0	SPRING,NOZZLE	RESSORT D'INJECTEUR	FEDER	3	3		
050	15841-5335-0	PIECE,DISTANCE	CALE DE BLOCAGE	DISTANZSCHEIBE	3	3		
060	15841-5316-0	PUSH ROD	TIGE DE POUSSOIR	STOSSELSTANGE	3	3		
070	16475-5328-0	NUT,NOZZLE	ECROU D'INJECTEUR	MUTTER	3	3		
080	15841-9404-0	WASHER	RONDELLE	SCHEIBE	3	3		
090	16851-5361-0	PIECE,NOZZLE	ELEMENT D'INJECTEUR	DUESENSTUECK	3	3		
100	15841-9810-0	ASSY WASHER,ADJUST	ENS.RONDELLE	GRP.EINSTELLSCHEIBE	3	3		OPTION
110	15841-5323-0	WASHER,ADJUSTING	RONDELLE DE REGLAGE	EINSTELLSCHEIBE	3	3		0.900mm
110	15841-9851-0	WASHER,ADJUSTING	RONDELLE DE REGLAGE	EINSTELLSCHEIBE	3	3		0.925mm
110	15841-9852-0	WASHER,ADJUSTING	RONDELLE DE REGLAGE	EINSTELLSCHEIBE	3	3		0.950mm
110	15841-9853-0	WASHER,ADJUSTING	RONDELLE DE REGLAGE	EINSTELLSCHEIBE	3	3		0.975mm
110	15841-9854-0	WASHER,ADJUSTING	RONDELLE DE REGLAGE	EINSTELLSCHEIBE	3	3		1.000mm
110	15841-9855-0	WASHER,ADJUSTING	RONDELLE DE REGLAGE	EINSTELLSCHEIBE	3	3		1.025mm
110	15841-9856-0	WASHER,ADJUSTING	RONDELLE DE REGLAGE	EINSTELLSCHEIBE	3	3		1.050mm
110	15841-9857-0	WASHER,ADJUSTING	RONDELLE DE REGLAGE	EINSTELLSCHEIBE	3	3		1.075mm
110	15841-9858-0	WASHER,ADJUSTING	RONDELLE DE REGLAGE	EINSTELLSCHEIBE	3	3		1.100mm
110	15841-9859-0	WASHER,ADJUSTING	RONDELLE DE REGLAGE	EINSTELLSCHEIBE	3	3		1.125mm
110	15841-9860-0	WASHER,ADJUSTING	RONDELLE DE REGLAGE	EINSTELLSCHEIBE	3	3		1.150mm
110	15841-9861-0	WASHER,ADJUSTING	RONDELLE DE REGLAGE	EINSTELLSCHEIBE	3	3		1.175mm
110	15841-9862-0	WASHER,ADJUSTING	RONDELLE DE REGLAGE	EINSTELLSCHEIBE	3	3		1.200mm
110	15841-9863-0	WASHER,ADJUSTING	RONDELLE DE REGLAGE	EINSTELLSCHEIBE	3	3		1.225mm
110	15841-9864-0	WASHER,ADJUSTING	RONDELLE DE REGLAGE	EINSTELLSCHEIBE	3	3		1.250mm
110	15841-9865-0	WASHER,ADJUSTING	RONDELLE DE REGLAGE	EINSTELLSCHEIBE	3	3		1.275mm
110	15841-9866-0	WASHER,ADJUSTING	RONDELLE DE REGLAGE	EINSTELLSCHEIBE	3	3		1.300mm
110	15841-9867-0	WASHER,ADJUSTING	RONDELLE DE REGLAGE	EINSTELLSCHEIBE	3	3		1.325mm
110	15841-9868-0	WASHER,ADJUSTING	RONDELLE DE REGLAGE	EINSTELLSCHEIBE	3	3		1.350mm
110	15841-9869-0	WASHER,ADJUSTING	RONDELLE DE REGLAGE	EINSTELLSCHEIBE	3	3		1.375mm

↔ Interchangeable; ≠ not interchangeable; ← new for old; → old for new

shorthorn.co.uk

020700 NOZZLE HOLDER [COMPONENT PARTS]
PORTE-INJECTEUR [PARTIES COMPOSANTES]
DUESENHALTER [EINZEL-TEIL]

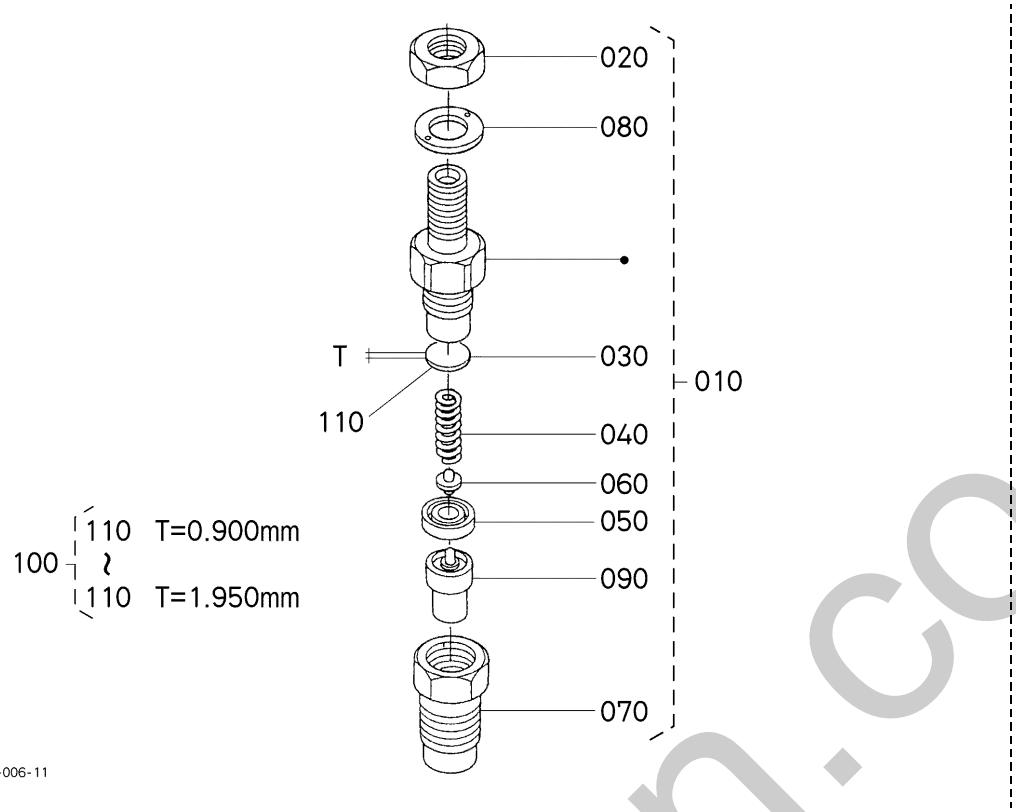

A:D722-D25(B1620D) B:D722-D25(B1620DT)

REF.No. POS.No. BILD-Nr.	PART No. REFERENCE BESELL-Nr.	PART NAME	DESIGNATION	BEZEICHNUNG	Q'TY/S.No. Q'TE/No.S. STUECK/S.Nr. A	B	I.C.	REMARKS REMARQUES BEMERKUNGEN
110	15841-9870-0	WASHER,ADJUSTING	RONDELLE DE REGLAGE	EINSTELLSCHEIBE	3	3		1.400mm
110	15841-9871-0	WASHER,ADJUSTING	RONDELLE DE REGLAGE	EINSTELLSCHEIBE	3	3		1.425mm
110	15841-9872-0	WASHER,ADJUSTING	RONDELLE DE REGLAGE	EINSTELLSCHEIBE	3	3		1.450mm
110	15841-9873-0	WASHER,ADJUSTING	RONDELLE DE REGLAGE	EINSTELLSCHEIBE	3	3		1.475mm
110	15841-9874-0	WASHER,ADJUSTING	RONDELLE DE REGLAGE	EINSTELLSCHEIBE	3	3		1.500mm
110	15841-9875-0	WASHER,ADJUSTING	RONDELLE DE REGLAGE	EINSTELLSCHEIBE	3	3		1.525mm
110	15841-9876-0	WASHER,ADJUSTING	RONDELLE DE REGLAGE	EINSTELLSCHEIBE	3	3		1.550mm
110	15841-9877-0	WASHER,ADJUSTING	RONDELLE DE REGLAGE	EINSTELLSCHEIBE	3	3		1.575mm
110	15841-9878-0	WASHER,ADJUSTING	RONDELLE DE REGLAGE	EINSTELLSCHEIBE	3	3		1.600mm
110	15841-9879-0	WASHER,ADJUSTING	RONDELLE DE REGLAGE	EINSTELLSCHEIBE	3	3		1.625mm
110	15841-9880-0	WASHER,ADJUSTING	RONDELLE DE REGLAGE	EINSTELLSCHEIBE	3	3		1.650mm
110	15841-9881-0	WASHER,ADJUSTING	RONDELLE DE REGLAGE	EINSTELLSCHEIBE	3	3		1.675mm
110	15841-9882-0	WASHER,ADJUSTING	RONDELLE DE REGLAGE	EINSTELLSCHEIBE	3	3		1.700mm
110	15841-9883-0	WASHER,ADJUSTING	RONDELLE DE REGLAGE	EINSTELLSCHEIBE	3	3		1.725mm
110	15841-9884-0	WASHER,ADJUSTING	RONDELLE DE REGLAGE	EINSTELLSCHEIBE	3	3		1.750mm
110	15841-9885-0	WASHER,ADJUSTING	RONDELLE DE REGLAGE	EINSTELLSCHEIBE	3	3		1.775mm
110	15841-9886-0	WASHER,ADJUSTING	RONDELLE DE REGLAGE	EINSTELLSCHEIBE	3	3		1.800mm
110	15841-9887-0	WASHER,ADJUSTING	RONDELLE DE REGLAGE	EINSTELLSCHEIBE	3	3		1.825mm
110	15841-9888-0	WASHER,ADJUSTING	RONDELLE DE REGLAGE	EINSTELLSCHEIBE	3	3		1.850mm
110	15841-9889-0	WASHER,ADJUSTING	RONDELLE DE REGLAGE	EINSTELLSCHEIBE	3	3		1.875mm
110	15841-9890-0	WASHER,ADJUSTING	RONDELLE DE REGLAGE	EINSTELLSCHEIBE	3	3		1.900mm
110	15841-9891-0	WASHER,ADJUSTING	RONDELLE DE REGLAGE	EINSTELLSCHEIBE	3	3		1.925mm
110	15841-9892-0	WASHER,ADJUSTING	RONDELLE DE REGLAGE	EINSTELLSCHEIBE	3	3		1.950mm

⟷ Interchangeable; ≠ not interchangeable; ⟵ new for old; ⟶ old for new

smithorn.co.uk

030100 FUEL PUMP (MECHANICAL)
POMPE D'ALIMENTATION (MECHANIQUE)
KRAFTSTOFFPUMPE (MECHANISCH)

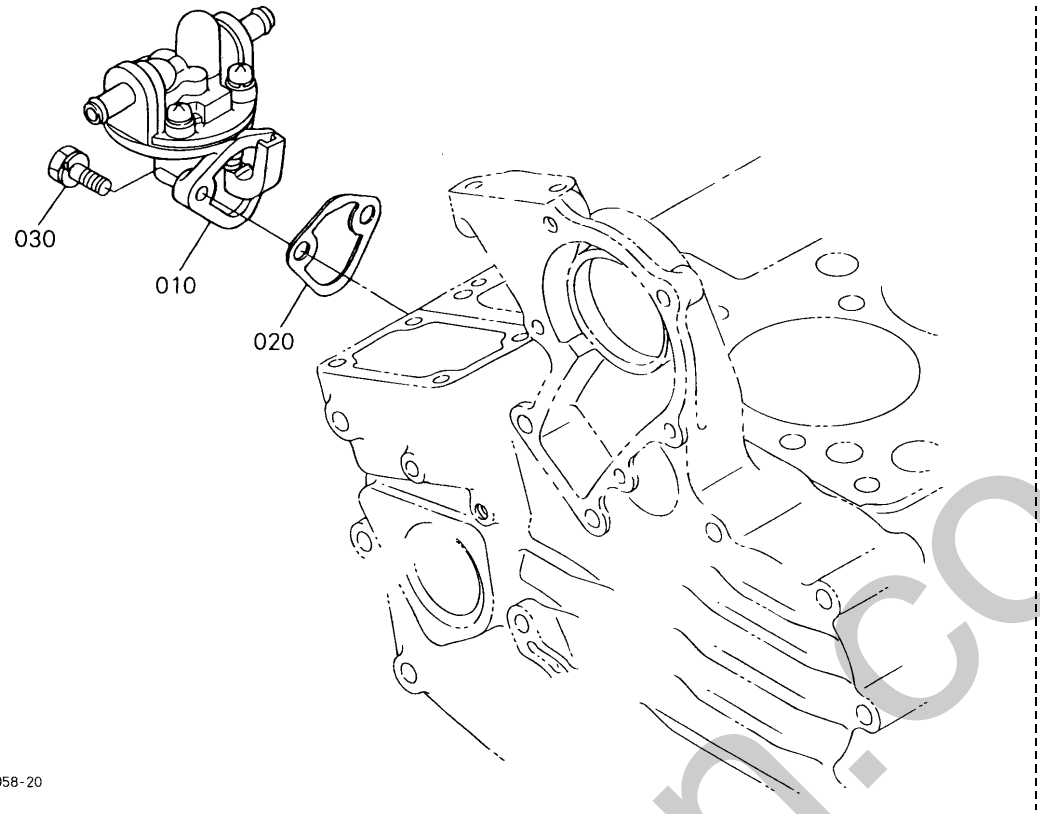

A:D722-D25(B1620D) B:D722-D25(B1620DT)

REF.No. POS.No. BILD-Nr.	PART No. REFERENCE BESELL-Nr.	PART NAME	DESIGNATION	BEZEICHNUNG	Q'TY/S.No. Q'TE/No.S. STUECK/S.Nr. A	B	I.C.	REMARKS REMARQUES BEMERKUNGEN
010	15821-5203-0	ASSY PUMP,FUEL	ENS.POMPE D'ALIMEN.	GRP.KRAFTSTOFFPUMPE	1	1		
020	16264-5214-0	GASKET,FUEL PUMP	JOINT DE POMP.CARB.	DICHTUNG,PUMPE	1	1		
030	01023-50616	BOLT	VIS	BOLZEN	2	2		

↔ Interchangeable; ≠ not interchangeable; ← new for old; → old for new

silverhorn.co.uk

040200 FAN DRIVE PULLEY
VENTILATEUR POULIE D'ENTRAINEMENT
VENTILATOR-RIEMENSCHEIBE

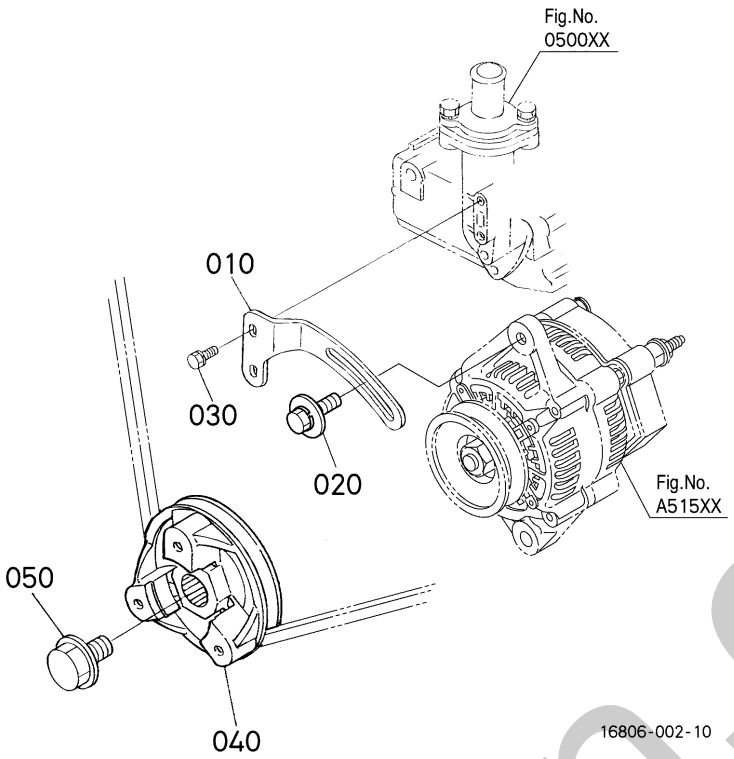

A:D722-D25(B1620D) B:D722-D25(B1620DT)

REF.No. POS.No. BILD-Nr.	PART No. REFERENCE BESELL-Nr.	PART NAME	DESIGNATION	BEZEICHNUNG	Q'TY/S.No. Q'TE/No.S. STUECK/S.Nr. A	B	I.C.	REMARKS REMARQUES BEMERKUNGEN
010	17548-6442-0	STAY,ALTERNATOR	SUPPORT DE ALTERNAT.	DYNAMOSTANGE	1	1		
020	16871-9103-0	BOLT	VIS	BOLZEN	1	1		
030	01023-50616	BOLT	VIS	BOLZEN	2	2		
040	16861-7428-5	PULLEY,FAN DRIVE	POULIE ENTRAIN.VENT.	RIEMENSCHEIBE	1	1		
050	15881-9103-0	BOLT	VIS	BOLZEN	1	1		

⟷ Interchangeable; ≠ not interchangeable; ⟵ new for old; ⟶ old for new

silverhorn.co.uk

050000 WATER FLANGE AND THERMOSTAT
BRIDE A EAU ET THERMOSTAT
WASSERFLANSCH UND THERMOSTAT

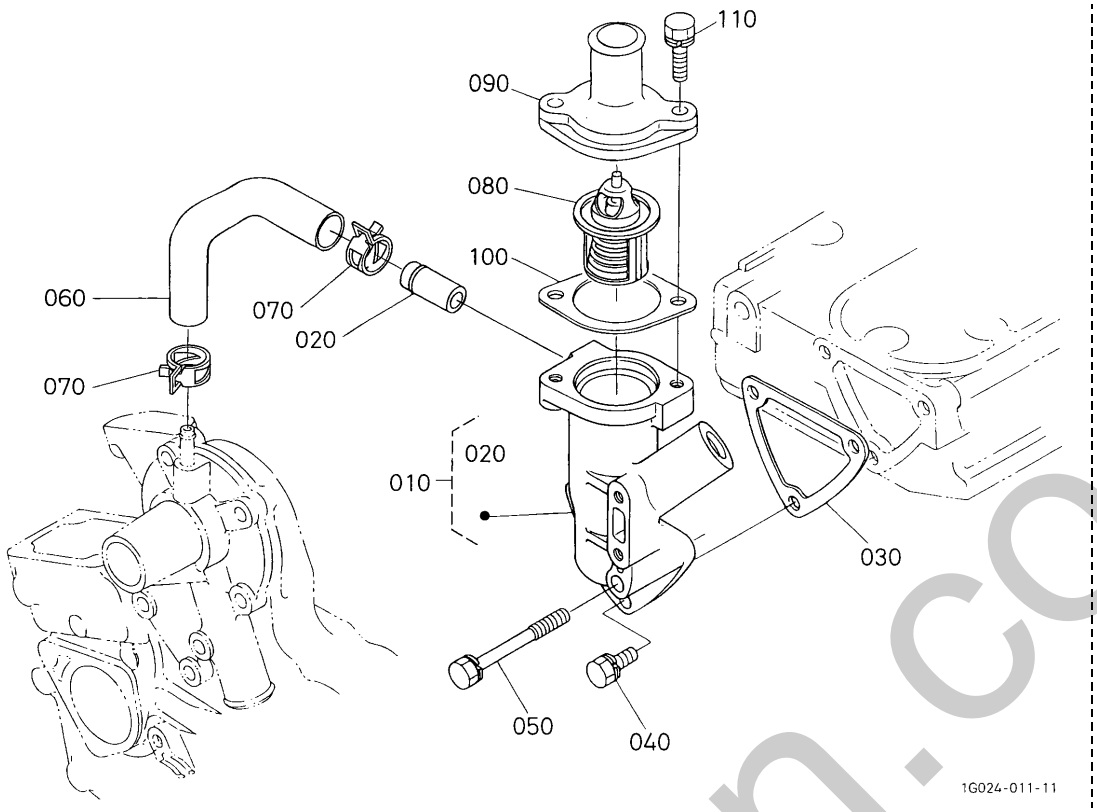

A:D722-D25(B1620D) B:D722-D25(B1620DT)

REF.No. POS.No. BILD-Nr.	PART No. REFERENCE BESELL-Nr.	PART NAME	DESIGNATION	BEZEICHNUNG	Q'TY/S.No. Q'TE/No.S. STUECK/S.Nr. A	B	I.C.	REMARKS REMARQUES BEMERKUNGEN
010	16851-7270-4	COMP.FLANGE,WATER	BRIDE A EAU COMPLET	KOMP.FLANSCH	1	1		
020	16241-7337-0	PIPE,WATER RETURN	TUYAU RETOUR D'EAU	WASSERROHR	1	1		
030	15841-7292-3	GASKET,WATER FLANGE	JOINT DE BRIDE A EAU	DICHTUNGWASSERFLANS.	1	1		
040	01023-50616	BOLT	VIS	BOLZEN	2	2		
050	01023-60650	BOLT	VIS	BOLZEN	1	1		
060	16851-7335-0	PIPE,WATER RETURN	TUYAU RETOUR D'EAU	WASSERROHR	1	1		
070	16241-7336-0	BAND,PIPE	COLLIER DE TUYAU	ROHRBAND	2	2		
080	15531-7301-0	ASSY THERMOSTAT	THERMOSTAT COMP.	GRP.THERMOSTAT	1	1		
090	15841-7326-0	COVER,THERMOSTAT	COUV.DE THERMOSTAT	DECKEL,THERMOSTAT	1	1		
100	16851-7327-0	GASKET,THERMOSTAT	JOINT PLAT	DICHTUNG	1	1		
110	01023-50622	BOLT	VIS	BOLZEN	2	2		

⟷ Interchangeable; ≠ not interchangeable; ⟵ new for old; ⟶ old for new

silverhorn.co.uk

050100 WATER PUMP
POMPE A EAU
WASSERPUMPE

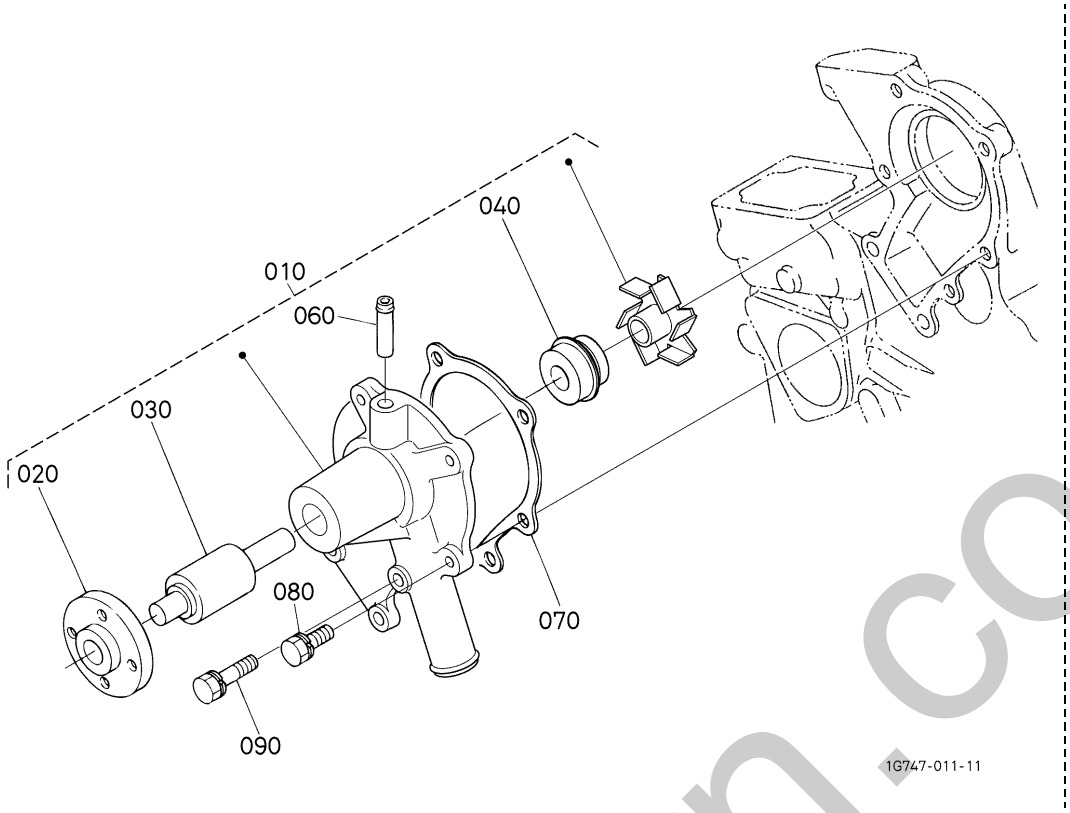

A:D722-D25(B1620D) B:D722-D25(B1620DT)

REF.No. POS.No. BILD-Nr.	PART No. REFERENCE BESELL-Nr.	PART NAME	DESIGNATION	BEZEICHNUNG	Q'TY/S.No. Q'TE/No.S. STUECK/S.Nr. A	B	I.C.	REMARKS REMARQUES BEMERKUNGEN
010	1E051-7303-0	ASSY PUMP,WATER	ENS.POMPE A EAU	GRUPPE WASSERPUMPE	1	1		
020	15852-7352-0	FLANGE,WATER PUMP	BRIDE DE POMPE A EAU	FLANSCH, PUMPE	1	1		
030	15852-7355-0	BEARING	ROULEMENT	LAGER	1	1		
040	15481-7305-0	ASSY SEAL,MECHANICAL	ENS.JOINT MECANIQUE	GRP.MECH.DICHTUNG	1	1		
050	----	BLANK	BLANC	LEERE SPALTE	-	-		
060	15852-7334-0	PIPE,WATER RETURN	TUYAU RETOUR D'EAU	WASSERROHR	1	1		
070	16871-7343-0	GASKET,WATER PUMP	JOINT DE POMPE A EAU	DICHTUNG,WASSERPUMPE	1	1		
080	01023-50622	BOLT	VIS	BOLZEN	4	4		
090	01023-50638	BOLT	VIS	BOLZEN	1	1		

⟷ Interchangeable; ≠ not interchangeable; ⟵ new for old; ⟶ old for new

silverhorn.co.uk

060000 VALVE AND ROCKER ARM
SOUPAPES, CULBUTEURS
VENTIL, KIPPENARM

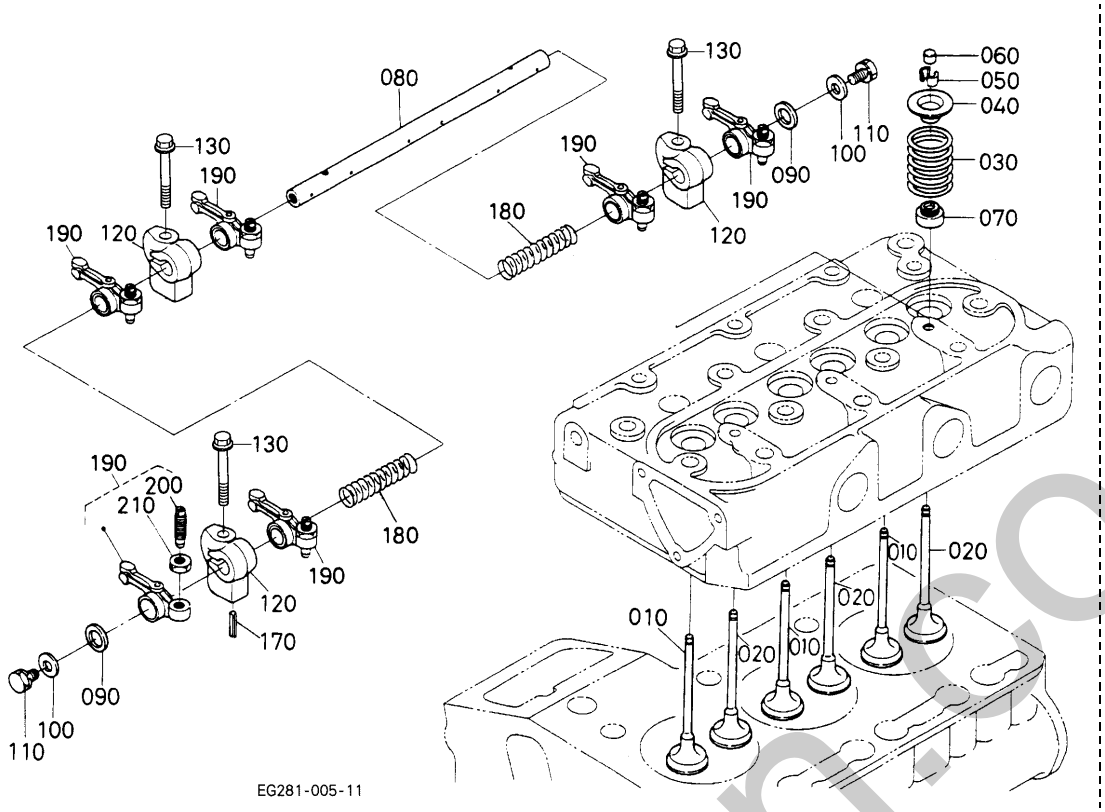

A:D722-D25(B1620D) B:D722-D25(B1620DT)

REF.No. POS.No. BILD-Nr.	PART No. REFERENCE BESELL-Nr.	PART NAME	DESIGNATION	BEZEICHNUNG	Q'TY/S.No. Q'TE/No.S. STUECK/S.Nr. A	B	I.C.	REMARKS REMARQUES BEMERKUNGEN
010	1G686-1311-0	VALVE, INLET	SOUPAPE D'ADMISSION	EINLASSVENTIL	3	3		
020	1G686-1312-0	VALVE, EXHAUST	SOUPAPE D'ECHAPMENT	AUSLASSVENTIL	3	3		
030	14601-1324-0	SPRING, VALVE	RESSORT DE SOUPAPE	VENTIL-FEDER	6	6		
040	14601-1333-0	RETAINER, SPRING	ARRETOIR DE RESSORT	HALTBUEGEL, FEDER	6	6		
050	14601-1336-0	COLLET, VALVE SPRING	DEMI CLAVETTE	KLEMMSCHEIBE	6	6		SET
060	16851-1328-0	CAP, VALVE	CHAPEAU DE SOUPAPE	VENTILKAPPE	6	6		
070	11420-1315-0	SEAL, VALVE STEM	JOINT DE SOUPAPE	VENTILDICHTUNG	6	6		
080	15861-1426-4	SHAFT, ROCKER ARM	ARBRE DE CULBUTEUR	KIPPHEBELWELLE	1	1		
090	16871-1443-0	WASHER	RONDELLE	SCHEIBE	2	2		
100	15841-9402-2	WASHER, PLAIN	RONDELLE FREIN	SCHEIBE	2	2		
110	01023-50610	BOLT	VIS	BOLZEN	2	2		
120	1G958-1435-0	BRACKET, ROCKER ARM	SUPPORT DE CULBUTEUR	KIPPHEBELHALTER	3	3		
130	01754-50640	BOLT, FLANGE	VIS DE BUTEE	FLANSCHEN-BOLZEN	3	3		
140	----	BLANK	BLANC	LEERE SPALTE	-	-		
150	----	BLANK	BLANC	LEERE SPALTE	-	-		
160	----	BLANK	BLANC	LEERE SPALTE	-	-		
170	05411-00420	PIN, SPRING	GOUPILLE-RESSORT	STIFT, FRUEHLING	1	1		
180	14601-1431-2	SPRING, ROCKER ARM	RESSORT	FRUEHLING	2	2		
190	15841-1403-6	ASSY ROCKER ARM	ENS.CULBUTEURS	GRP.KIPPHEBEL	6	6		
200	15841-1423-0	SCREW, ADJUSTING	VIS DE REGLAGE	STELLSCHRAUBE	6	6		
210	14601-1424-0	NUT	ECROU	MUTTER	6	6		

⟷ Interchangeable; ≠ not interchangeable; ⟵ new for old; ⟶ old for new

silverhorn.co.uk

060100 INLET MANIFOLD
COLLECTEUR D'ADMISSION
ANSAUGENLEITUNG

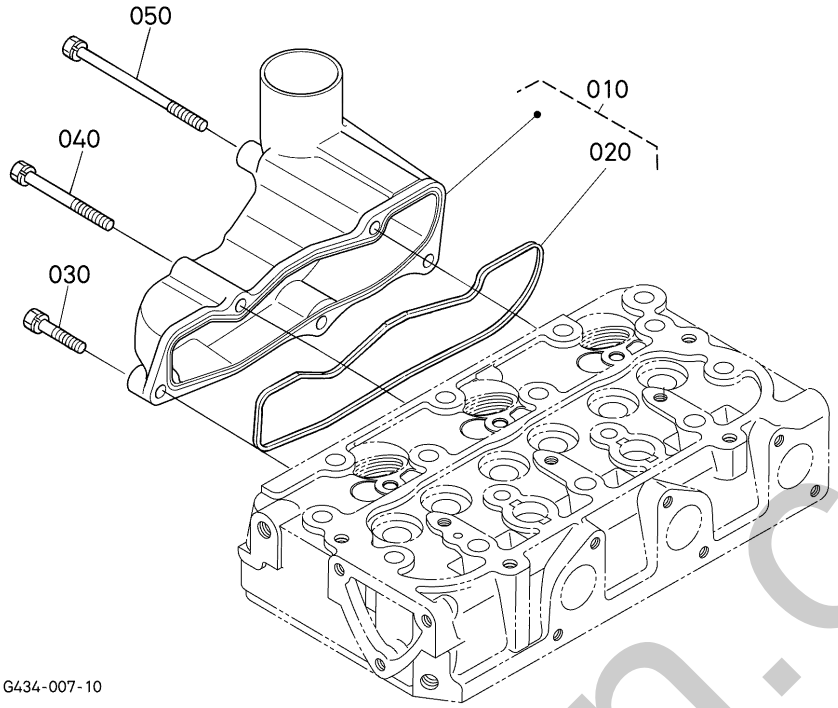

A:D722-D25(B1620D) B:D722-D25(B1620DT)

REF.No. POS.No. BILD-Nr.	PART No. REFERENCE BESELL-Nr.	PART NAME	DESIGNATION	BEZEICHNUNG	Q'TY/S.No. Q'TE/No.S. STUECK/S.Nr. A	B	I.C.	REMARKS REMARQUES BEMERKUNGEN
010	15862-1177-0	ASSY MANIFOLD,INLET	ENS.COLLECTEUR D'AD.	GRP.ANSAUG-ROHRKRUE.	1	1		
020	15861-1182-0	GASKET,IN-MANIFOLD	JOINT DE COLL.ADM.	DICHTUNG ANSAUGROHR	1	1		
030	01023-50625	BOLT	VIS	BOLZEN	2	2		
040	01023-60650	BOLT	VIS	BOLZEN	2	2		
050	15862-9101-0	BOLT	VIS	BOLZEN	1	1		

⟷ Interchangeable; ≠ not interchangeable; ⟵ new for old; ⟶ old for new

silverhorn.co.uk

060200 EXHAUST MANIFOLD
COLLECTER D'ECHAPPEMENT
AUSPUFFRUMMER

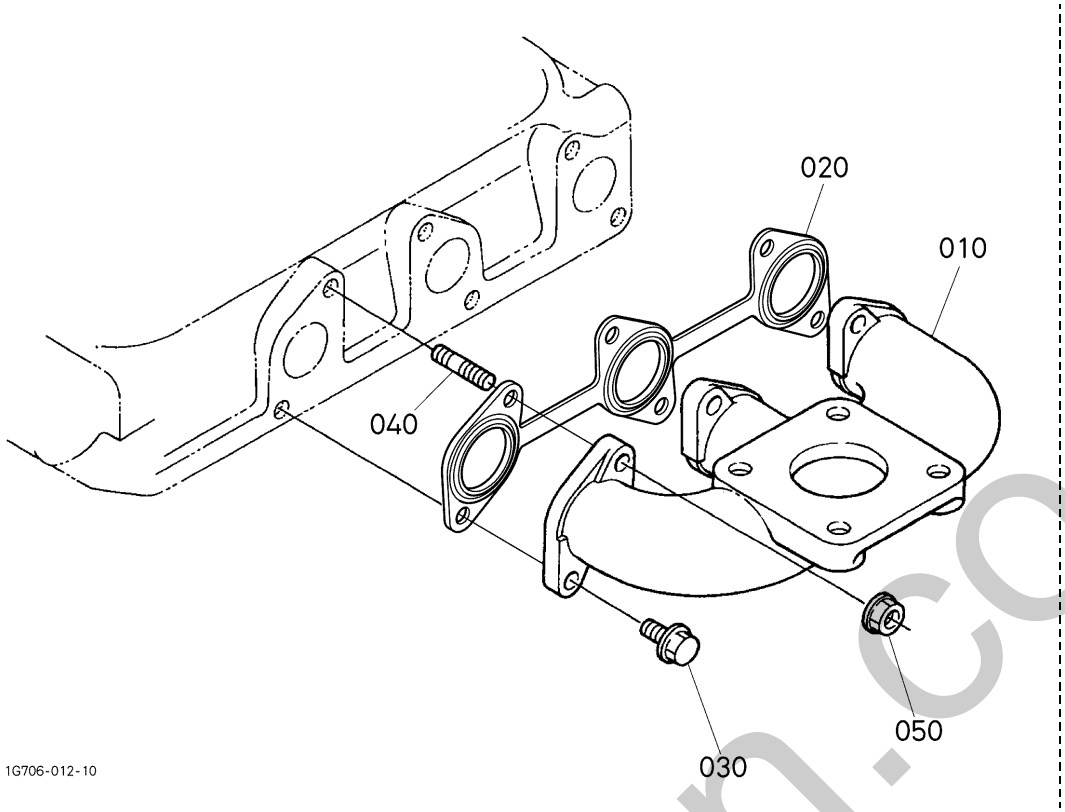

A:D722-D25(B1620D) B:D722-D25(B1620DT)

REF.No. POS.No. BILD-Nr.	PART No. REFERENCE BESELL-Nr.	PART NAME	DESIGNATION	BEZEICHNUNG	Q'TY/S.No. Q'TE/No.S. STUECK/S.Nr. A	B	I.C.	REMARKS REMARQUES BEMERKUNGEN
010	16813-1231-0	MANIFOLD,EXHAUST	COLLECTEUR D'ECHAPP.	AUSPUFFROHR	1	1		
020	1G318-1235-0	GASKET,EX-MANIFOLD	JOINT DE COLL.ECHAP.	DICHTUNG,AUSPUFFPOHR	1	1		
030	01759-50616	BOLT,UBS	VIS	BOLZEN	3	3		
040	01513-50618	STUD	GOUJON	STEHBOLZEN	3	3		
050	02756-50060	NUT,UBS	ECROU	MUTTER	3	3		

⟷ Interchangeable; ≠ not interchangeable; ⟵ new for old; ⟶ old for new

silverhorn.co.uk

060300 AIR CLEANER
FILTRE A AIR
LUFTFILTER

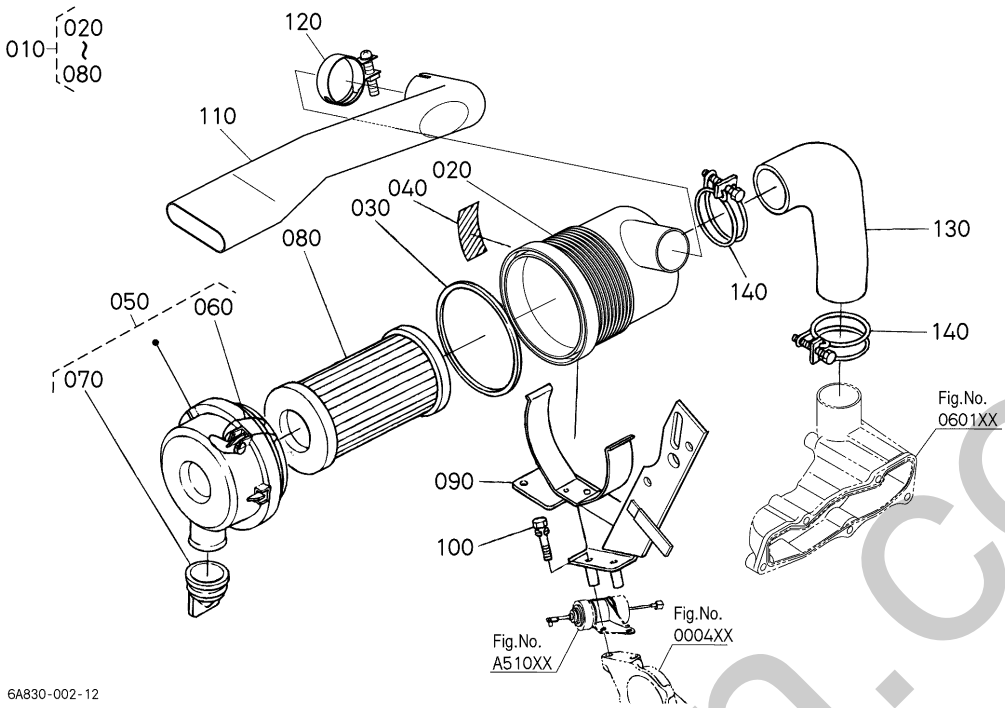

A:B1620D B:B1620DT

REF.No. POS.No. BILD-Nr.	PART No. REFERENCE BESELL-Nr.	PART NAME	DESIGNATION	BEZEICHNUNG	Q'TY/S.No. Q'TE/No.S. STUECK/S.Nr. A	B	I.C.	REMARKS REMARQUES BEMERKUNGEN
010	6C392-5820-0	ASSY CLEANER,AIR	ENS.FILTRE A AIR	GRP.LUFTFILTER	1	1		
020	6A100-8252-0	BODY,AIR CLEANER	CORPS DE FILTER AIR	LUFTFILTERKOEPER	1	1		
030	6A100-8253-0	GASKET	JOINT	DICHTUNGSPLATTE	1	1		
040	67980-8262-0	LABEL,CAUTION	ETIQUETTE	AUFKLEBER	1	1		
050	6A100-8255-0	ASSY COVER,A/C	ENS.COUVERCLE F/A	GRP.ABDECKUNG	1	1		
060	6A100-8257-0	SPRING	RESSORT	FRUEHLING	2	2		
070	67980-8258-0	VALVE,UNLOADER	SOUPAPE DE DERIVATIO	VENTIL	1	1		
080	6C060-9941-0	ASSY ELEMENT	ENS.ELEMENT	FILTEREINSATZ	1	1		
090	6A810-5823-3	SUPPORT,AIR CLEANER	SUPPORT FILT.A AIR	LUFTFILTERHALTER	1	1		
100	01025-50640	BOLT	VIS	BOLZEN	2	2		
110	6C200-5825-0	HOSE,INLET	TUYAU D'ADMISSION	SCHLAUCH	1	1		
120	15261-1172-0	BAND,PIPE	COLLIER DE TUYAU	ROHRBAND	1	1		
130	6C090-5826-0	HOSE,INLET	TUYAU D'ADMISSION	SCHLAUCH	1	1		
140	67955-5826-0	BAND,AIR CLEANER	SANGLE	LUFTFILTERBAND	2	2		

⟷ Interchangeable; ≠ not interchangeable; ⟵ new for old; ⟶ old for new

silverhorn.co.uk

060500 MUFFLER SILENCIEUX AUSPUFFTOPF

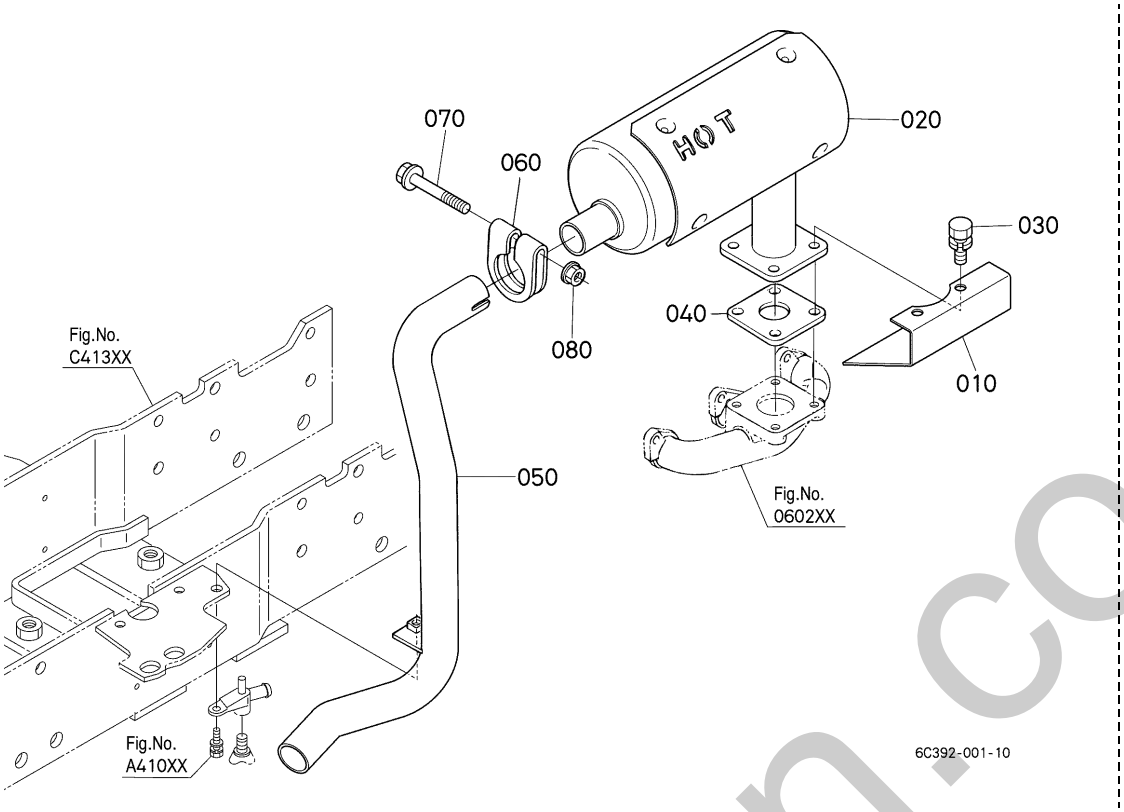

A:B1620D B:B1620DT

REF.No. POS.No. BILD-Nr.	PART No. REFERENCE BESELL-Nr.	PART NAME	DESIGNATION	BEZEICHNUNG	Q'TY/S.No. Q'TE/No.S. STUECK/S.Nr. A	B	I.C.	REMARKS REMARQUES BEMERKUNGEN
010	6A310-3118-2	COVER,STARTER	COUVERCLE	BUCHSE	1	1		
020	6C090-5840-0	COMP.MUFFLER	SILENCIEUX COMP.	KOMP.AUSPUFFTOPF	1	1		
030	01123-50820	BOLT	VIS	BOLZEN	4	4		
040	15263-1237-0	GASKET,MUFFLER NA	JOINT	DICHTUNG,AUSPUFFT.NA	1	1		
050	6A830-5842-0	PIPE,EXHAUST	TUYAU,ECHAPPEMENT	AUSPUFFROHR	1	1		
060	15221-1243-3	CLAMP,MUFFLER PIPE	COLLIER DE TUYAU	EINSPANNBAND	1	1		
070	01754-50855	BOLT,FLANGE	VIS DE BUTEE	FLANSCHEN-BOLZEN	1	1		
080	02121-50080	NUT	ECROU	MUTTER	1	1		

⟷ Interchangeable; ≠ not interchangeable; ⟵ new for old; ⟶ old for new

silverhorn.co.uk

090000 UPPER GASKET KIT [OPTION]
JEU DE JOINTS SUPERIEUR [OPTION]
DICHTUNGSSATZ ZYLINDERKOPF [OPTION]

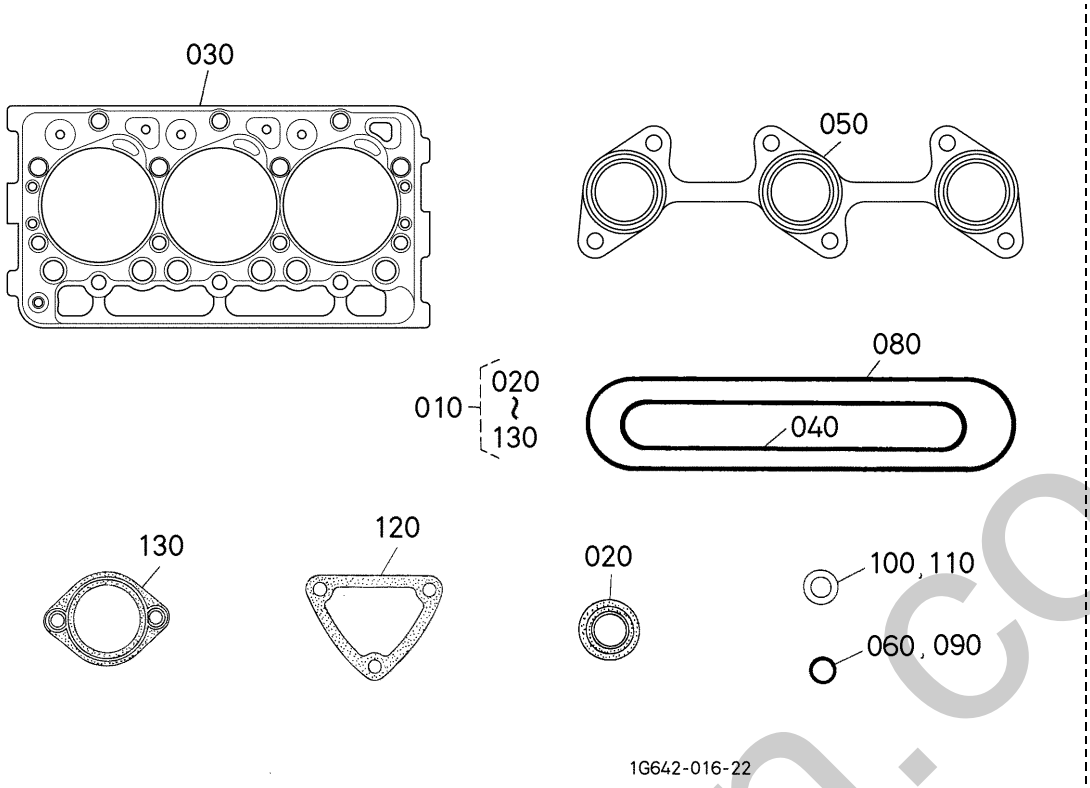

A:D722-D25(B1620D) B:D722-D25(B1620DT)

REF.No. POS.No. BILD-Nr.	PART No. REFERENCE BESELL-Nr.	PART NAME	DESIGNATION	BEZEICHNUNG	Q'TY/S.No. Q'TE/No.S. STUECK/S.Nr. A	B	I.C.	REMARKS REMARQUES BEMERKUNGEN
010	1G434-9935-2	KIT GASKET,UPPER	JEU DE JOINTS SUPER.	OBERDICHTUNGENTAS.	1	1		
020	11420-1315-0	SEAL,VALVE STEM	JOINT DE SOUPAPE	VENTILDICHTUNG	6	6		
030	16871-0331-3	GASKET,CYLINDER HEAD	JOINT DE CULASSE	ZYLINDERKOPFDICHTUNG	1	1		
040	15861-1182-0	GASKET,IN-MANIFOLD	JOINT DE COLL.ADM.	DICHTUNG ANSAUGROHR	1	1		
050	1G318-1235-0	GASKET,EX-MANIFOLD	JOINT DE COLL.ECHAP.	DICHTUNG,AUSPUFFPOHR	1	1		
060	1A021-0543-0	O RING,BREATHER	JOINT TORIQUE	O RING	1	1		
070	----	BLANK	BLANC	LEERE SPALTE	-	-		
080	1G958-1452-0	GASKET,HEAD COVER	JOINT COUVRE-CULASSE	DICHTUNG,KOPFDECKEL	1	1		
090	04814-50300	O RING	JOINT TORIQUE	O RING	1	1		
100	15841-5362-2	GASKET	JOINT	DICHTUNGSPLATTE	3	3		
110	19077-5365-0	SEAL,HEAT	JOINT DE CHALEUR	DICHTUNG	3	3		
120	15841-7292-3	GASKET,WATER FLANGE	JOINT DE BRIDE A EAU	DICHTUNGWASSERFLANS.	1	1		
130	16851-7327-0	GASKET,THERMOSTAT	JOINT PLAT	DICHTUNG	1	1		

⟷ Interchangeable; ≠ not interchangeable; ⟵ new for old; ⟶ old for new

silverhorn.co.uk

090100 LOWER GASKET KIT [OPTION]
JEU DE JOINTS INFERIEUR [OPTION]
DICHTUNGSSATZ MOTORBLOCK [OPTION]

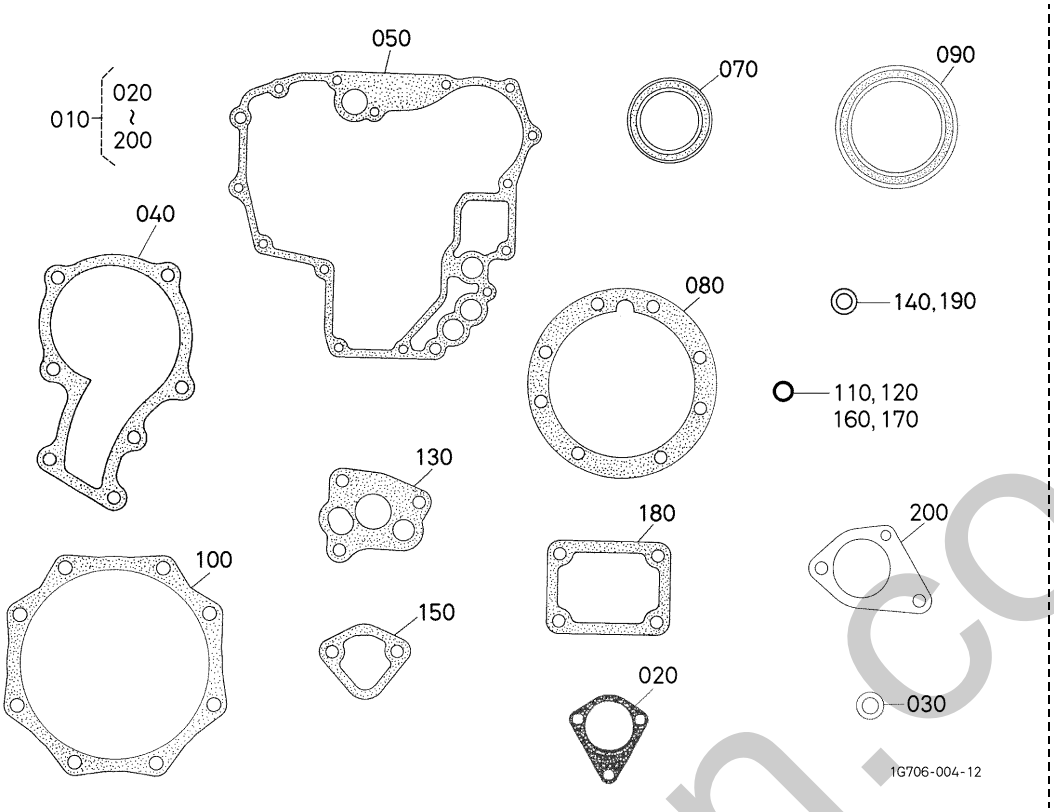

A:D722-D25(B1620D) B:D722-D25(B1620DT)

REF.No. POS.No. BILD-Nr.	PART No. REFERENCE BESELL-Nr.	PART NAME	DESIGNATION	BEZEICHNUNG	Q'TY/S.No. Q'TE/No.S. STUECK/S.Nr. A	B	I.C.	REMARKS REMARQUES BEMERKUNGEN
010	1G027-9936-5	KIT GASKET,LOWER	JEU DE JOINTS INFER.	UNTERDICHTUNGENTASC.	1	1		
020	19461-8813-2	GASKET,H/M GEAR CASE	JOINT	DICHTUNG	1	1		
030	15862-9667-0	GASKET	JOINT	DICHTUNGSPLATTE	1	1		
040	16871-7343-0	GASKET,WATER PUMP	JOINT DE POMPE A EAU	DICHTUNG,WASSERPUMPE	1	1		
050	16871-0413-0	GASKET,GEAR CASE	JOINT	DICHTUNGGETRIEBEGEH.	1	1		
060	----	BLANK	BLANC	LEERE SPALTE	-	-		
070	15877-0414-0	SEAL,OIL	BAGUE JOINT	OELDICHTUNGSRING	1	1		
080	15852-0436-0	GASKET,BEARING CASE	JOINT CART.DE RLMT	DICHTUNG,LAGER	1	1		
090	1G460-0446-0	SEAL,OIL	BAGUE JOINT	OELDICHTUNGSRING	1	1		
100	15841-0482-3	GASKET,CASE COVER	JOINT DE CARTER FOU	DICHTUNG GEHAEUSEDEC	1	1		
110	04814-16220	O RING	JOINT TORIQUE	O RING	1	1		
120	04814-00160	O RING	JOINT TORIQUE	O RING	1	1		
130	16851-3515-2	GASKET,OIL PUMP NA	JOINT POMPE A HUILE	DICHTUNG,OELPUMPE	1	1		
140	15601-9665-0	GASKET	JOINT	DICHTUNGSPLATTE	1	1		
150	16264-5214-0	GASKET,FUEL PUMP	JOINT DE POMP.CARB.	DICHTUNG,PUMPE	1	1		
160	04814-10160	O RING	JOINT TORIQUE	O RING	1	1		
170	04814-10070	O RING	JOINT TORIQUE	O RING	1	1		
180	15841-5721-2	GASKET,CONTROL PLATE	JOINT,PLAQUE CONTR.	DICHTUNG	1	1		
190	15601-9665-0	GASKET	JOINT	DICHTUNGSPLATTE	2	2		
200	15841-8311-2	GASKET	JOINT	DICHTUNGSPLATTE	1	1		

⟷ Interchangeable; ≠ not interchangeable; ⟵ new for old; ⟶ old for new

shelthorn.co.uk

A00100 HAND ACCELERATOR LEVER
LEVIER D'ACCELERATEUR
BESCHLEUNIGUNGSHEBEL

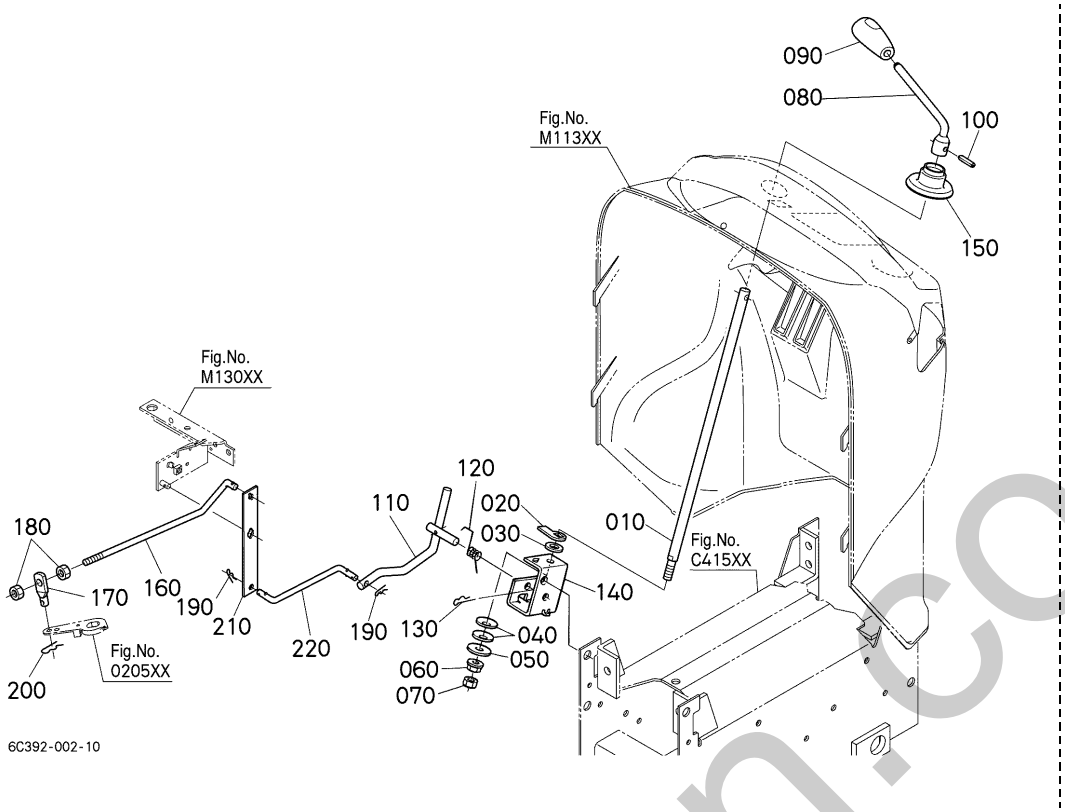

A:B1620D B:B1620DT

REF.No. POS.No. BILD-Nr.	PART No. REFERENCE BESELL-Nr.	PART NAME	DESIGNATION	BEZEICHNUNG	Q'TY/S.No. Q'TE/No.S. STUECK/S.Nr. A	B	I.C.	REMARKS REMARQUES BEMERKUNGEN
010	6A830-4322-0	ROD,ACCEL.	TRINGLE D'ACCEL.	STANGE	1	1		
020	6C040-4325-0	ARM,ACCELERATOR	BRAS ACCELERATEUR	BESCHLEUNIGUNGARM	1	1		
030	6C040-4338-0	WASHER,ACCEL.	RONDELLE	SCHEIBE	1	1		
040	66116-5153-0	SPRING,PLATE	RONDELLE BELLEVILLE	FEDER-PLATTE	2	2		
050	04015-60080	WASHER,PLAIN	RONDELLE FREIN	SCHEIBE	1	1		
060	02751-50080	NUT,FLANGE	ECROU A EMBASE	FLANSCHEN-MUTTER	1	1		
070	02114-50080	NUT	ECROU	MUTTER	1	1		
080	6A830-4324-0	LEVER,ACCEL	LEVIER D'ACCEL.	HANDGASHEBEL	1	1		
090	6A700-4332-3	GRIP,ACCEL.LEVER	POIGNEE DE LEVIER	GRIFF	1	1		
100	05411-00520	PIN,SPRING	GOUPILLE-RESSORT	STIFT,FRUEHLING	1	1		
110	6A320-4327-0	ARM,RELEASE	BRAS ACCELERATEUR	BESCHLEUNIGUNGARM	1	1		
120	6C040-4329-0	SPRING	RESSORT	FRUEHLING	1	1		
130	05525-61000	PIN,SNAP	GOUPILLE BETA	SICHERUNGSSTIFT	1	1		
140	6A320-4326-0	BRACKET,ACCEL.	SUPPORT	HALTERHANDGAS	1	1		
150	6A830-4335-2	COVER,ACCEL.LEVER	COUV.DE LEVIER	DECKEL	1	1		
160	6A810-4329-3	ROD,RELEASE	BIELLE DE BRAYAGE	STANGE	1	1		
170	6C090-4328-0	CONNECTOR	CONNECTEUR	ANSCHLUBE	1	1		
180	02014-50060	NUT	ECROU	MUTTER	2	2		
190	05525-60600	PIN,SNAP	GOUPILLE BETA	SICHERUNGSSTIFT	2	2		
200	05525-60600	PIN,SNAP	GOUPILLE BETA	SICHERUNGSSTIFT	1	1		
210	6A810-4325-2	LEVER,RELEASE	LEVIER	HANDGASHEBE	1	1		
220	6A810-4328-3	ROD,RELEASE	BIELLE DE BRAYAGE	STANGE	1	1		

⟷ Interchangeable; ≠ not interchangeable; ⟵ new for old; ⟶ old for new

mtenhorn.co.uk

A02000 ACCELERATOR PEDAL
PEDALE D'ACCELERATEUR
BESCHLEUNIGUNGSPEDAL

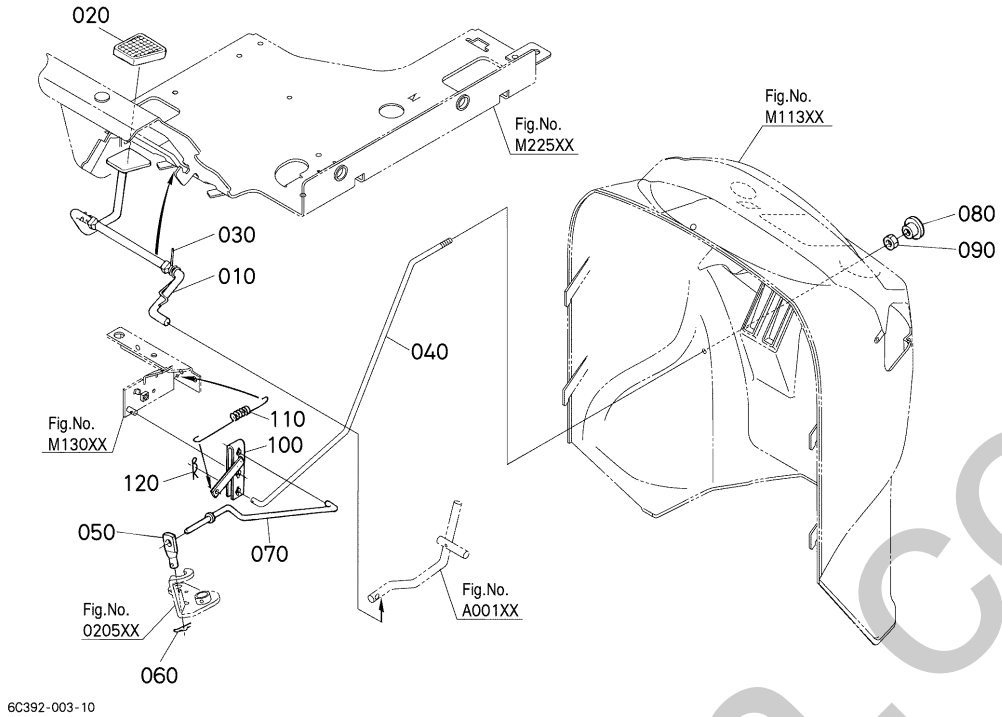

A:D722-D25(B1620D) B:D722-D25(B1620DT)

REF.No. POS.No. BILD-Nr.	PART No. REFERENCE BESELL-Nr.	PART NAME	DESIGNATION	BEZEICHNUNG	Q'TY/S.No. Q'TE/No.S. STUECK/S.Nr. A	B	I.C.	REMARKS REMARQUES BEMERKUNGEN
010	6A830-4323-0	PEDAL,ACCEL.	PEDALE,ACCEL.	PEDAL	1	1		
020	37410-4276-0	COVER,PEDAL	COUV.DE PEDALE	PEDALDECKEL	1	1		
030	6A320-4334-0	SPRING	RESSORT	FEDER	1	1		
040	6A810-4321-2	ROD,ENGINE STOP	BIELLE DE ENGIN ARRE	STANGE	1	1		
050	6C090-4328-0	CONNECTOR	CONNECTEUR	ANSCHLUBE	1	1		
060	05525-60600	PIN,SNAP	GOUPILLE BETA	SICHERUNGSSTIFT	1	1		
070	6A310-4325-0	ROD,ENGINE STOP	BIELLE DE ENGIN ARRE	STANGE	1	1		
080	6A310-4322-0	KNOB	POIGNEE	KNOPF	1	1		
090	02014-50060	NUT	ECROU	MUTTER	1	1		
100	6C090-4326-0	LEVER,ENGINE STOP	LEVIER D'ARRET	MOTOR-STOPHEBEL	1	1		
110	6C090-4331-0	SPRING	RESSORT	FEDER	1	1		
120	05525-60600	PIN,SNAP	GOUPILLE BETA	SICHERUNGSSTIFT	1	1		

⟷ Interchangeable; ≠ not interchangeable; ⟵ new for old; ⟶ old for new

silverhorn.co.uk

A10100 FUEL TANK
RESERVOIR A CARBURANT
KRAFTSTOFFTANK

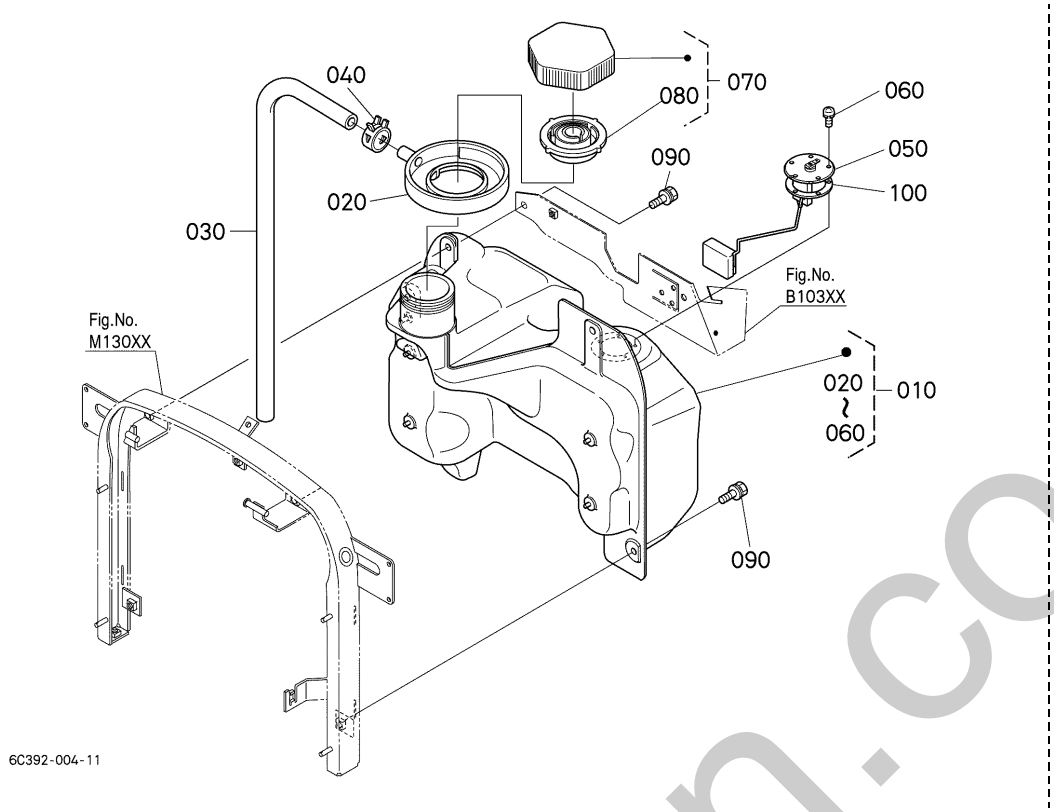

A:B1620D B:B1620DT

REF.No. POS.No. BILD-Nr.	PART No. REFERENCE BESELL-Nr.	PART NAME	DESIGNATION	BEZEICHNUNG	Q'TY/S.No. Q'TE/No.S. STUECK/S.Nr. A	B	I.C.	REMARKS REMARQUES BEMERKUNGEN
010	6A830-5470-4	ASSY TANK,FUEL	RESERVOIR A CARBURAN	KRAFTSTOFFBEHAELTER	1	1		
020	6C040-5474-2	TRAY,FUEL	CUVETTE	SCHUESSEL	1	1		
030	6C120-5476-0	PIPE	TUYAU	ROHR	1	1		
040	09318-88185	CLAMP,HOSE	COLLIER DE DURITE	SCHLAUCHBINDER	1	1		
050	6A830-5475-2	GAUGE,FUEL	JAUGE A CARB	TREIBSTOFFANZEIGE	1	1		
060	03024-50514	SCREW,WITH WASHER	VIS	SCHRAUBE	5	5		
070	TC222-4204-2	ASSY CAP,FUEL	ENS.BOUCHON,FILTRE	GRP.VERSCHLUSS,TANK	1	1		
080	TC229-5495-0	GASKET	JOINT	DICHTUNGSPLATTE	1	1		
090	01125-50825	BOLT	VIS	BOLZEN	4	4		
100	6A320-8581-2	GASKET,GAUGE	JOINT	DICHTUNG	1	1		

⟷ Interchangeable; ≠ not interchangeable; ⟵ new for old; ⟶ old for new

silverhorn.co.uk

A11000 FUEL PIPE
TUYAU A CARBURANT
KRAFTSTOFFROHR

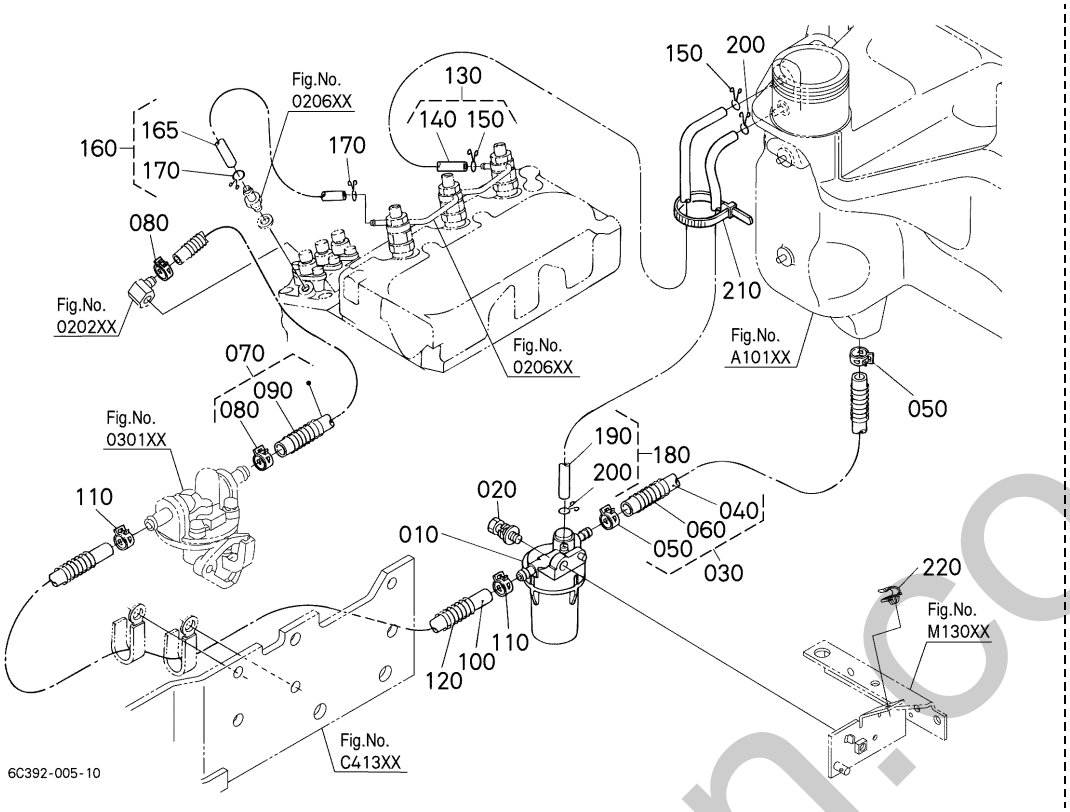

A:B1620D B:B1620DT

REF.No. POS.No. BILD-Nr.	PART No. REFERENCE BESELL-Nr.	PART NAME	DESIGNATION	BEZEICHNUNG	Q'TY/S.No. Q'TE/No.S. STUECK/S.Nr. A	B	I.C.	REMARKS REMARQUES BEMERKUNGEN
010	6A320-5886-2	ASSY FILTER,FUEL	ENS.FILTRE,COMBUST	GRP.KRAFTSTOFFILTER	1	1		
020	01125-50825	BOLT	VIS	BOLZEN	1	1		
030	67950-5380-0	ASSY PIPE,FUEL	ENS.TUYAU CARBURANT	GRP.KRAFTSTOFFROHR	1	1		
040	09661-70150	TUBE,FUEL	TUYAU	ROHR	1	1		
050	14911-4275-0	CLIP,PIPE	ATTACHE	ROHRKLEMME	2	2		
060	67111-5379-0	SPRING,PIPE PROTECT.	RESSORT COUV.TUYAU	ROHRSCHUTZFEDER	1	1		
070	15263-4201-0	ASSY PIPE,FUEL	ENS.TUYAU CARBURANT	GRP.KRAFTSTOFFROHR	1	1		
080	14911-4275-0	CLIP,PIPE	ATTACHE	ROHRKLEMME	2	2		
090	66591-5425-0	SPRING,PIPE PROTECT.	RESSORT COUV.TUYAU	ROHRSCHUTZFEDER	1	1		
100	09661-70600	TUBE,FUEL	TUYAU	KRAFTSTOFFROHR	1	1		
110	14911-4275-0	CLIP,PIPE	ATTACHE	ROHRKLEMME	2	2		
120	76630-5337-0	SPRING,PIPE PROTECT.	RESSORT COUV.TUYAU	ROHRSCHUTZFEDER	1	1		
130	34670-3554-0	ASSY PIPE,FUEL	ENS.TUYAU CARBURANT	GRP.KRAFTSTOFFROHR	1	1		
140	34670-3564-0	PIPE,FUEL	TUYAU DE COMBUSTIBLE	KRAFTSTOFFROHR	1	1		
150	14971-4275-0	CLIP,PIPE	ATTACHE	ROHRKLEMME	2	2		
160	15841-4250-0	ASSY PIPE,OVER FLOW	ENS.TUYAU TROP-PLEIN	GRP.UEBERLAUFROHR	1	1		
165	15841-4252-0	PIPE,FUEL OVER FLOW	TUYAU DE TROP-PLEIN	KRAFSTOFFU-LAUFROHR	1	1		
170	14971-4275-0	CLIP,PIPE	ATTACHE	ROHRKLEMME	2	2		
180	6C040-5485-0	ASSY PIPE,AIR VENT	ENS.TUYAU	TUBE	1	1		
190	09661-40440	TUBE,FUEL	TUYAU	KRAFTSTOFFROHR	1	1		
200	14971-4275-0	CLIP,PIPE	ATTACHE	ROHRKLEMME	2	2		
210	55311-4126-0	BAND,CORD	ATTACHE CABLE	KORDBAND	1	1		
220	T1060-4474-0	CLAMP,CORD	ATTACHE-FILS	KABELKLEMME	1	1		

⟷ Interchangeable; ≠ not interchangeable; ⟵ new for old; ⟶ old for new

chelhorn.co.uk

A13000 FUEL FILTER [COMPONENT PARTS]
FILTRE A CARBURANT [PARTIES COMPOSANTES]
KRAFTSTOFFILTER [EINZEL-TEIL]

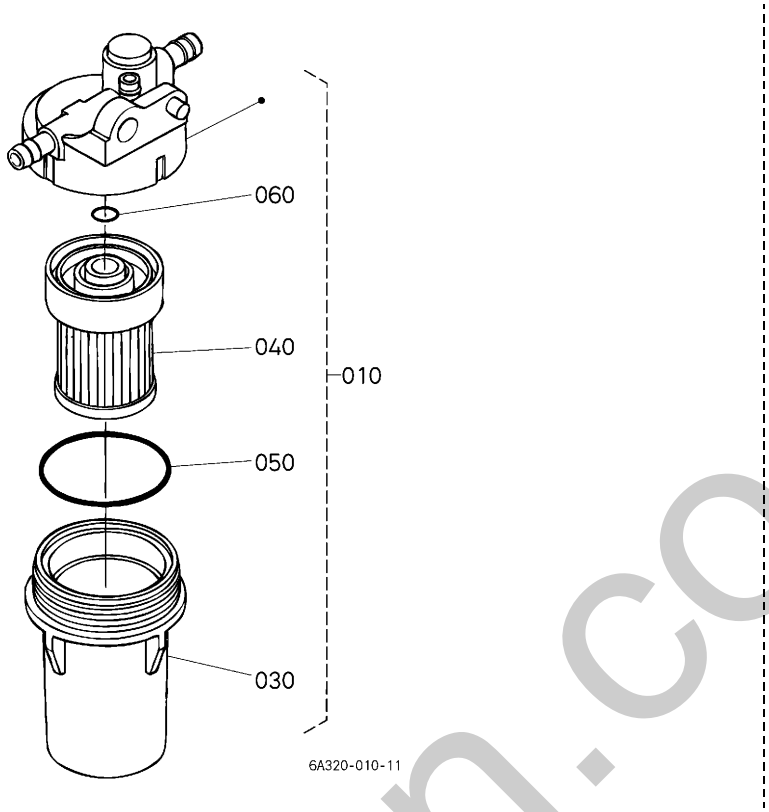

A:B1620D B:B1620DT

REF.No. POS.No. BILD-Nr.	PART No. REFERENCE BESELL-Nr.	PART NAME	DESIGNATION	BEZEICHNUNG	Q'TY/S.No. Q'TE/No.S. STUECK/S.Nr. A	B	I.C.	REMARKS REMARQUES BEMERKUNGEN
010	6A320-5886-2	ASSY FILTER,FUEL	ENS.FILTRE,COMBUST	GRP.KRAFTSTOFFILTER	1	1		
020	----	BLANK	BLANC	LEERE SPALTE	-	-		
030	6A320-5992-0	CUP	COUPELLE	LOFFEL	1	1		
040	6A320-5993-0	FILTER	FILTRE	DRUCKFILTER	1	1		
050	6A320-5994-0	O-RING	JOINT TORIQUE	O RING	1	1		
060	6A320-5995-0	O-RING	JOINT TORIQUE	O RING	1	1		

⟷ Interchangeable; ≠ not interchangeable; ⟵ new for old; ⟶ old for new

silverhorn.co.uk

A40100 FAN
VENTILATEUR
VENTILATOR

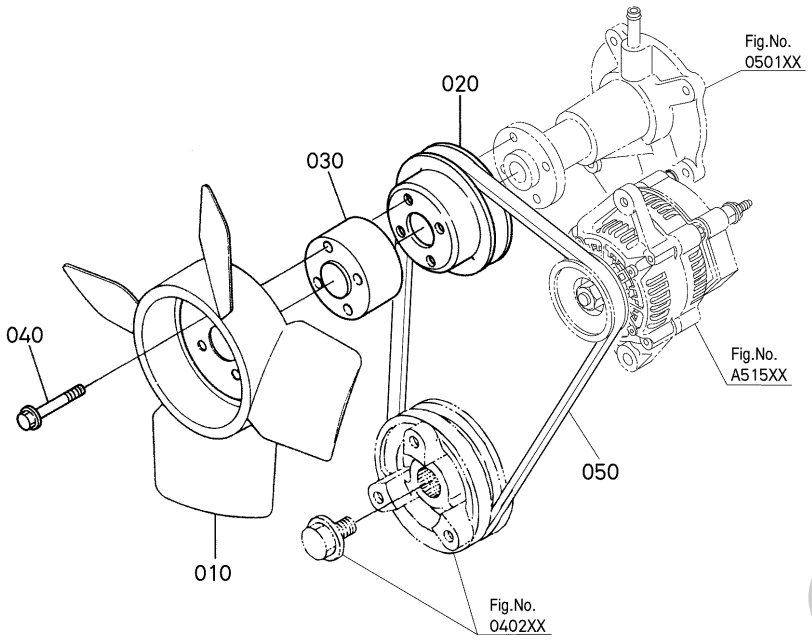

6C392-006-10

A:B1620D B:B1620DT

REF.No. POS.No. BILD-Nr.	PART No. REFERENCE BESELL-Nr.	PART NAME	DESIGNATION	BEZEICHNUNG	Q'TY/S.No. Q'TE/No.S. STUECK/S.Nr. A	B	I.C.	REMARKS REMARQUES BEMERKUNGEN
010	15872-7411-0	FAN	VENTILATEUR	VENTILATOR	1	1		
020	15841-7425-0	PULLEY,FAN	POULIE VENTILATEUR	VENTILATORSCHEIBE	1	1		
030	15679-7415-0	COLLAR,FAN	COLLIER	VENTILATORHUELSE	1	1		
040	15687-9102-0	BOLT,FLANGE	VIS DE BUTEE	FLANSCHEN-BOLZEN	4	4		
050	15881-9701-0	V BELT	COURROIE	RIEMEN	1	1		

↔ Interchangeable; ≠ not interchangeable; ← new for old; → old for new

silverthorn.co.uk

A41000 WATER PIPE
TUYAU D' EAU
WASSERROHR

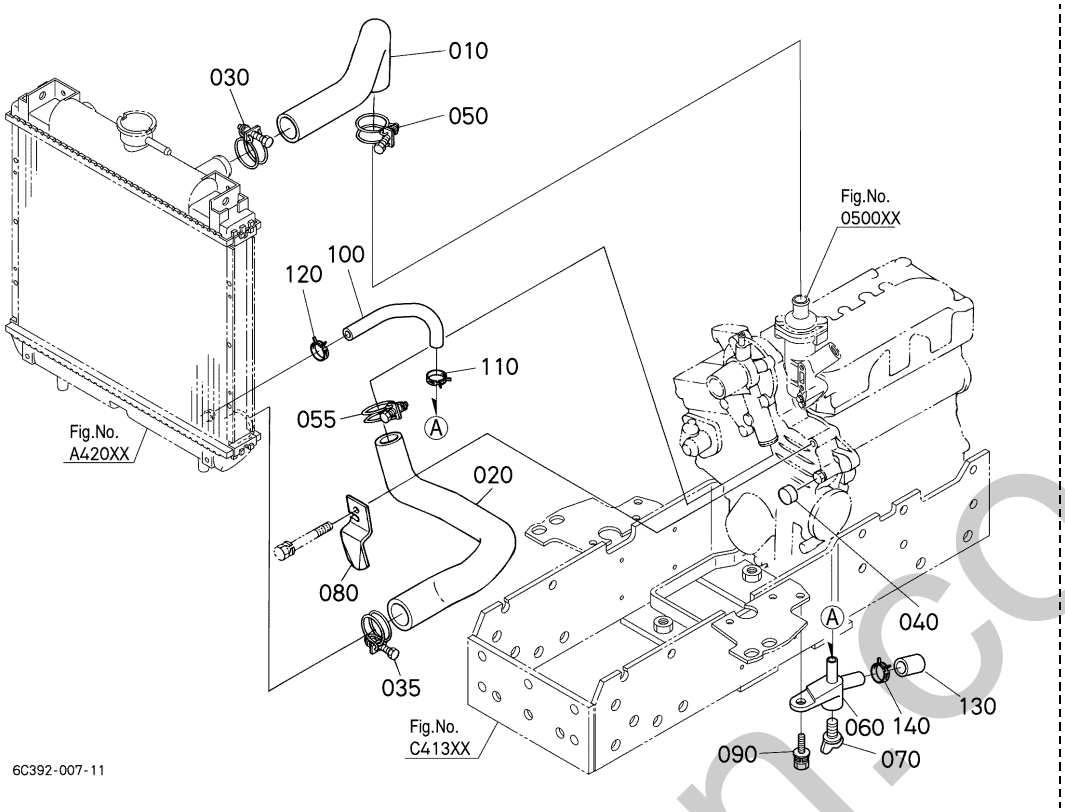

A:B1620D B:B1620DT

REF.No. POS.No. BILD-Nr.	PART No. REFERENCE BESELL-Nr.	PART NAME	DESIGNATION	BEZEICHNUNG	Q'TY/S.No. Q'TE/No.S. STUECK/S.Nr. A	B	I.C.	REMARKS REMARQUES BEMERKUNGEN
010	6C090-5863-0	HOSE,WATER	TUYAU D'EAU	SCHLAUCH	1	1		
020	6A810-5857-0	HOSE,WATER	TUYAU D'EAU	SCHLAUCH	1	1		
030	67955-5863-0	CLAMP,HOSE	COLLIER DE DURITE	SCHLAUCHBINDER	1	1		
035	67955-5863-0	CLAMP,HOSE	COLLIER DE DURITE	SCHLAUCHBINDER	1	1		
040	3F760-5675-0	CAP	BOUCHON	KAPPE	1	1		
050	09318-89030	CLAMP,HOSE	COLLIER DE DURITE	SCHLAUCHBINDER	1	1		
055	09318-89030	CLAMP,HOSE	COLLIER DE DURITE	SCHLAUCHBINDER	1	1		
060	6C040-5865-0	COCK	ROBINET	HAHN	1	1		
070	55364-8211-0	COCK,DRAIN	ROBINET DE VIDANGE	ABLASSHAHN	1	1		
080	6C090-5864-3	CLAMP,WATER HOSE	COLLIER DE DURITE	SCHLAUCHBINDER	1	1		
090	01125-50825	BOLT	VIS	BOLZEN	1	1		
100	6C090-5868-0	HOSE,DRAIN	TUYAU PURGE	SCHLAUCH	1	1		
110	09318-88130	CLAMP,HOSE	COLLIER DE DURITE	SCHLAUCHBINDER	1	1		
120	09318-88130	CLAMP,HOSE	COLLIER DE DURITE	SCHLAUCHBINDER	1	1		
130	6C090-5869-0	CAP,DRAIN	BOUCHON	KAPPE	1	1		
140	6A671-5865-0	CLAMP,HOSE	COLLIER DE DURITE	SCHLAUCHBINDER	1	1		

simenhorn.co.uk

↔ Interchangeable; ≠ not interchangeable; ← new for old; → old for new

A42000 RADIATOR RADIATEUR KUEHLER

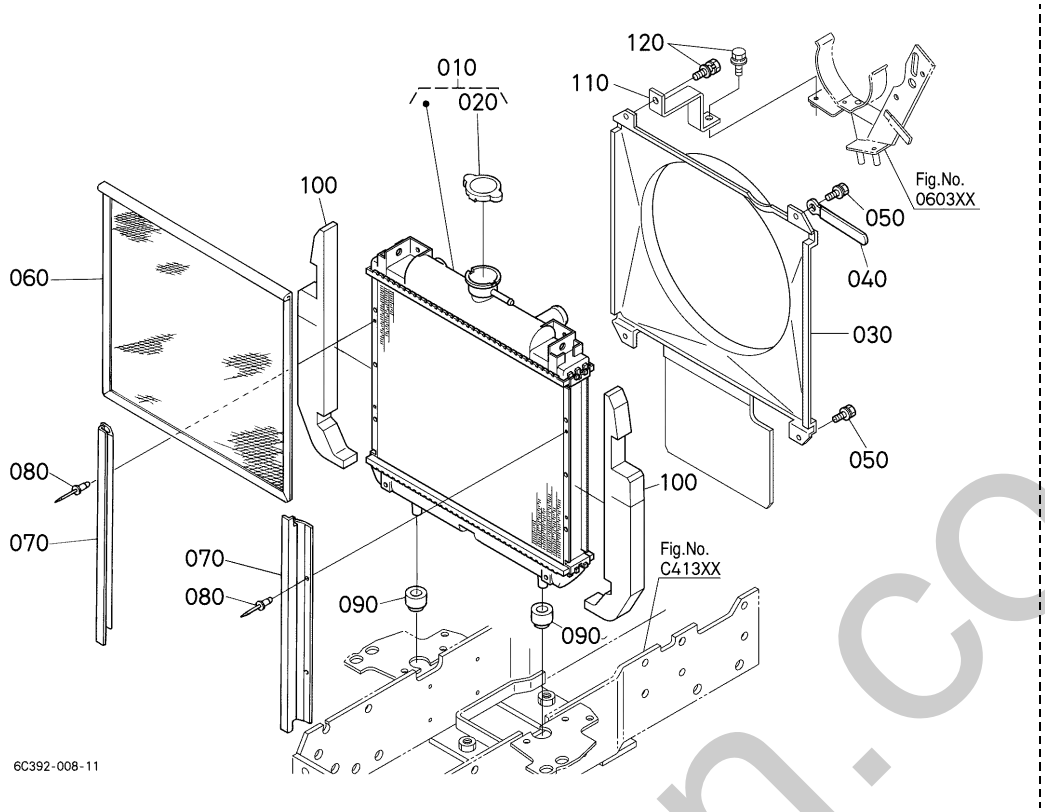

A:B1620D B:B1620DT

REF.No. POS.No. BILD-Nr.	PART No. REFERENCE BESELL-Nr.	PART NAME	DESIGNATION	BEZEICHNUNG	Q'TY/S.No. Q'TE/No.S. STUECK/S.Nr. A	B	I.C.	REMARKS REMARQUES BEMERKUNGEN
010	6C120-5850-0	ASSY RADIATOR	ENS.RADIATEUR	GRP.KUEHLER	1	1		
020	17214-7202-0	ASSY CAP,RADIATOR	BOUCHON COMPLET	KUEHLERVERSCHLUSS	1	1		
030	6C090-5861-8	SHROUD,FAN	DEFLECTEUR DE VENTIL	LUFTLEITBLECH	1	1		
040	15272-6759-0	CLAMP,CORD	ATTACHE-FILS	KABELKLEMME	1	1		
050	01025-50612	BOLT	VIS	BOLZEN	3	3		
060	6C090-5853-0	NET,RADIATOR	GRILLE DE RADIATEUR	KUEHLERNETZ	1	1		
070	6C090-5854-0	GUIDE	GUIDE	FUEHRUNG	2	2		
080	54102-2441-0	RIVET	RIVET	NIETE	4	4		
090	6C040-5858-0	CUSHION,RADIATOR	COUSSIN	KISSEN	2	2		
100	6A830-5856-0	TAPE,RADIATOR	RUBAN RADIATEUR	BAND,KUEHLER	2	2		
110	6C090-5859-0	STAY,RADIATOR	SUPPORT DE RADIATEUR	ANKER,KUHLER	1	1		
120	01025-50616	BOLT	VIS	BOLZEN	2	2		

⟷ Interchangeable; ≠ not interchangeable; ⟵ new for old; ⟶ old for new

silverhorn.co.uk

A43000 RESERVE TANK
VASE DE EXPANSION
RESERVEBEHALTER

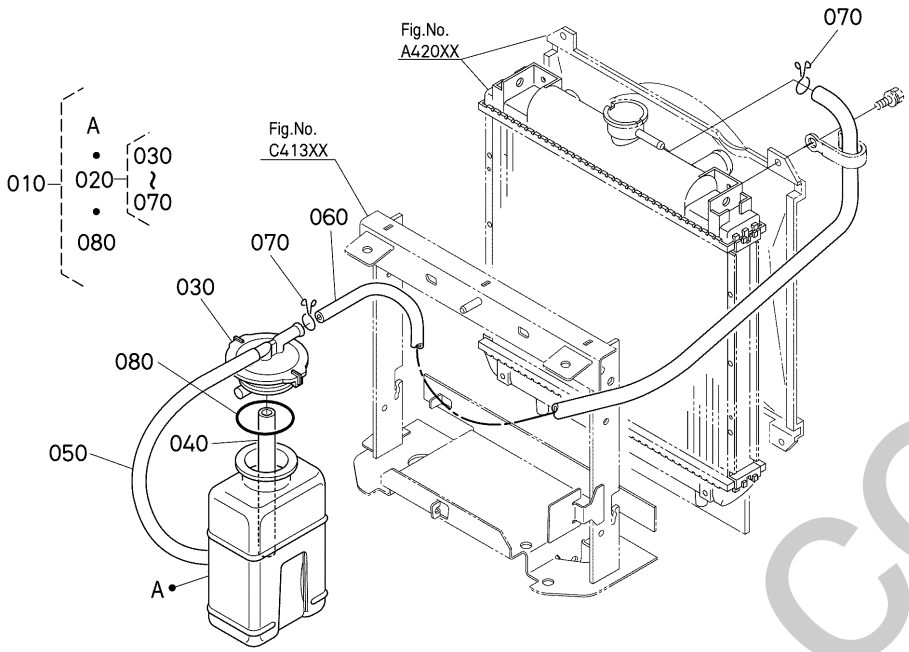

A:B1620D B:B1620DT

REF.No. POS.No. BILD-Nr.	PART No. REFERENCE BESELL-Nr.	PART NAME	DESIGNATION	BEZEICHNUNG	Q'TY/S.No. Q'TE/No.S. STUECK/S.Nr. A	B	I.C.	REMARKS REMARQUES BEMERKUNGEN
010	37410-8860-3	ASSY TANK,RESERVE	ENS.VASE D'EXPANSION	GRP.RESERVEBEHAELTER	1	1		
020	37410-8862-3	ASSY CAP	ENS.BOUCHON	GRP.VERSCHLUSS	1	1		
030	37410-8864-0	CAP	BOUCHON	KAPPE	1	1		
040	37410-8865-0	HOSE	TUYAU	SCHLAUCH	1	1		
050	37410-8866-2	HOSE	TUYAU	SCHLAUCH	1	1		
060	37410-8867-0	HOSE	TUYAU	SCHLAUCH	1	1		
070	37410-8868-0	CLIP	ATTACHE	SCHELLE	2	2		
080	37410-8863-0	O RING	JOINT TORIQUE	O RING	1	1		

⟷ Interchangeable; ≠ not interchangeable; ⟵ new for old; ⟶ old for new

silverthorn.co.uk

A51000 STOP SOLENOID
SOLENOIDE D'ARRET
ABSTELLSOLENOID

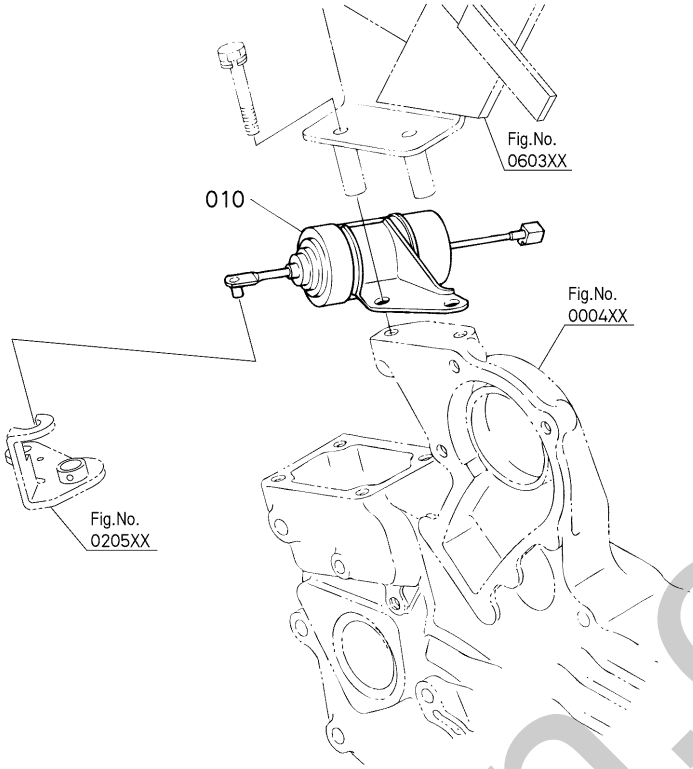

A:B1620D B:B1620DT

REF.No. POS.No. BILD-Nr.	PART No. REFERENCE BESELL-Nr.	PART NAME	DESIGNATION	BEZEICHNUNG	Q'TY/S.No. Q'TE/No.S. STUECK/S.Nr. A	B	I.C.	REMARKS REMARQUES BEMERKUNGEN
010	16851-6001-4	SOLENOID,STOP	SOLENOIDE D'ARRET	STOPSOLENOID	1	1		

⟷ Interchangeable; ≠ not interchangeable; ⟵ new for old; ⟶ old for new

silverhorn.co.uk

A51500 ALTERNATOR
ALTERNATEUR
WECHSELSTROMGENERATOR

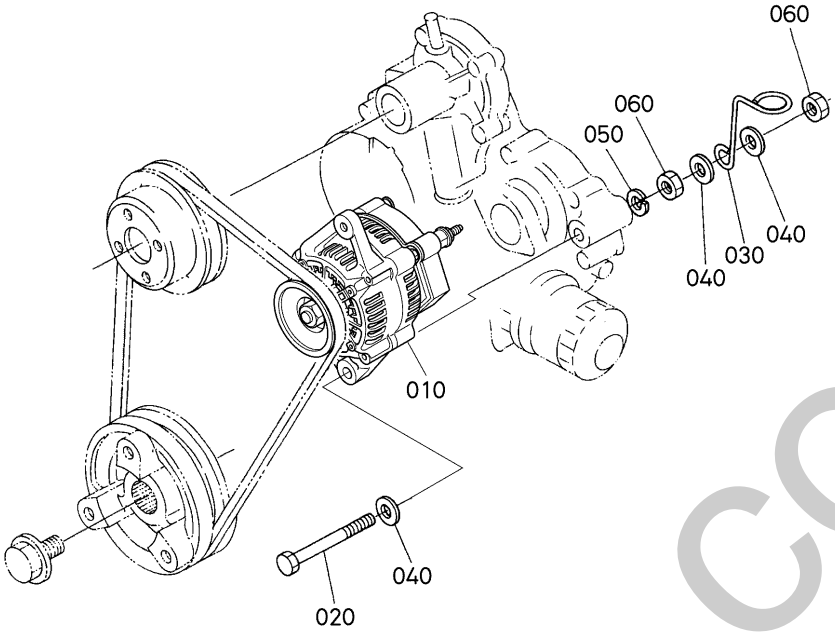

6C392-010-10

A:B1620D B:B1620DT

REF.No. POS.No. BILD-Nr.	PART No. REFERENCE BESELL-Nr.	PART NAME	DESIGNATION	BEZEICHNUNG	Q'TY/S.No. Q'TE/No.S. STUECK/S.Nr. A	B	I.C.	REMARKS REMARQUES BEMERKUNGEN
010	66436-6401-3	ASSY ALTERNATOR	ALTERNATEUR COMPLET	GRP.WECHSELSTROMDYN.	1	1		
020	01173-51090	BOLT	VIS	BOLZEN	1	1		
030	15881-0559-0	CLAMP,PIPE	COLLIER DE TUYAU	ROHRKLEMME	1	1		
040	04011-50100	WASHER,PLAIN	RONDELLE FREIN	SCHEIBE	3	3		
050	04512-60100	WASHER,SPRING	RONDELLE GROWER	FEDERRING	1	1		
060	02176-50100	NUT	ECROU	MUTTER	2	2		

⟷ Interchangeable; ≠ not interchangeable; ⟵ new for old; ⟶ old for new

silverhorn.co.uk

A52000 ALTERNATOR [COMPONENT PARTS]
ALTERNATEUR [PARTIES COMPOSANTES]
WECHSELSTROMGENERATOR [EINZEL-TEIL]

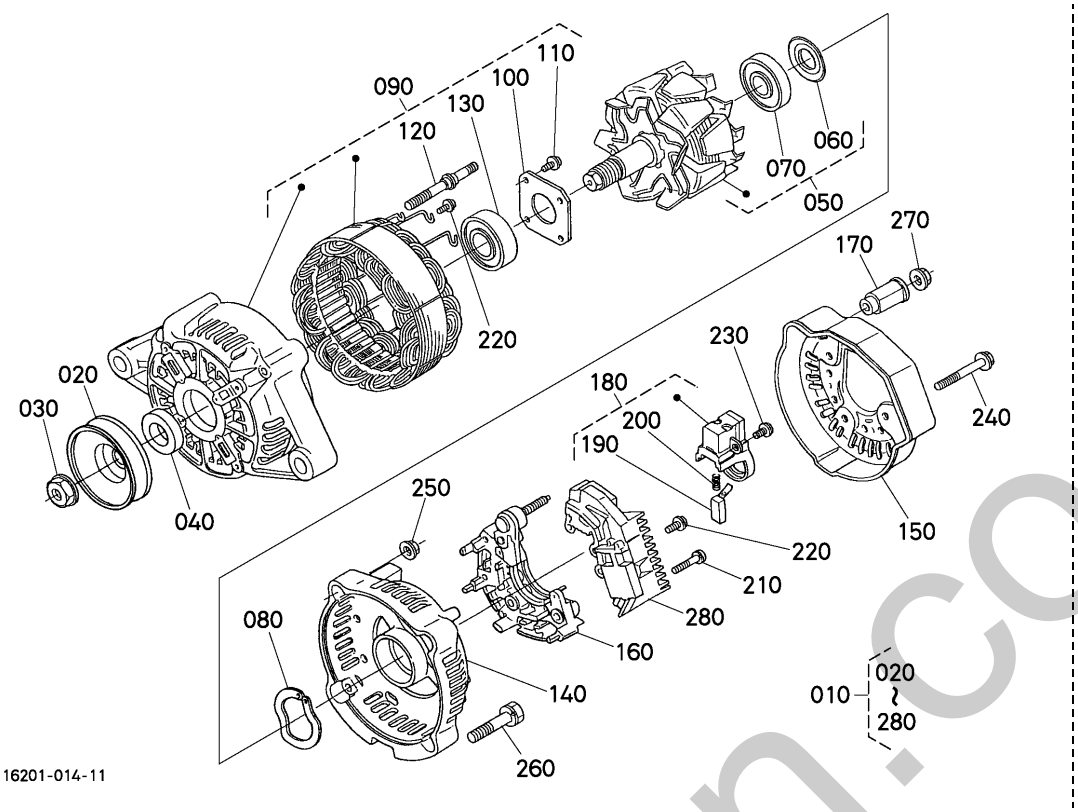

A:B1620D B:B1620DT

REF.No. POS.No. BILD-Nr.	PART No. REFERENCE BESELL-Nr.	PART NAME	DESIGNATION	BEZEICHNUNG	Q'TY/S.No. Q'TE/No.S. STUECK/S.Nr. A	B	I.C.	REMARKS REMARQUES BEMERKUNGEN
010	66436-6401-3	ASSY ALTERNATOR	ALTERNATEUR COMPLET	GRP.WECHSELSTROMDYN.	1	1		
020	15881-6411-0	PULLEY,DYNAMO	POULIE D'ALTERNATEUR	RIEMENSCHEIBE,DYNAMO	1	1		
030	15881-9201-0	NUT	ECROU	MUTTER	1	1		
040	15881-6415-0	COLLAR	COLLIER	HUELSE	1	1		
050	66436-6404-0	ROTOR	ROTOR	ROTOR	1	1		
060	15881-6480-0	COVER,BEARING	COUVERCLE	DECKEL	1	1		
070	16652-6477-0	BEARING,BALL	ROULEMENT A BILLES	KUGELLAGER	1	1		
080	15881-6481-0	WASHER,THRUST	RONDELLE DE BUTEE	DRUCKSCHEIBE	1	1		
090	66436-6402-0	ASSY FRAME,DRIVE END	BATI	GRP.ANTRIEBSRAHMEN	1	1		
100	15881-6471-0	PLATE,RETAINER	PLAQUE RETENUE	HALTEPLATTE	1	1		
110	15881-9301-0	SCREW,ROUND HEAD	VIS A TETE RONDE	RUNDKOPFSCHRAUBE	4	4		
120	15881-6426-0	BOLT,THROUGH	VIS,PASSANT	DURCHGEHENDERBOLZEN	2	2		
130	16652-6478-0	BEARING,BALL	ROULEMENT A BILLES	KUGELLAGER	1	1		
140	16231-6406-0	FRAME,END	BATI	RAHMEN	1	1		
150	16231-6423-0	COVER,END	PALIER ARRIERE	DECKEL	1	1		
160	16241-6485-0	ASSY RECTIFIER	REDRESSEUR	MONT.GLEICHRICHTER	1	1		
170	16241-6490-0	BUSH,INSULATION	BAGUE ISOLANTE	BUCHSE	1	1		
180	16652-6431-0	HOLDER,BRUSH	PORTE-BALAI	BUERSTEN HALTER	1	1		
190	15881-6409-0	BRUSH	PATTE D'ATTACHE	BUERSTE	2	2		
200	15881-6433-0	SPRING,BRUSH	RESSORT DE BALAI	SCHLEIFBUERSTENFEDER	2	2		
210	15881-9302-0	SCREW,ROUND HEAD	VIS A TETE RONDE	RUNDKOPFSCHRAUBE	2	2		
220	15881-9303-0	SCREW,ROUND HEAD	VIS A TETE RONDE	RUNDKOPFSCHRAUBE	6	6		
230	15881-9304-0	SCREW,ROUND HEAD	VIS A TETE RONDE	RUNDKOPFSCHRAUBE	1	1		
240	15881-9104-0	BOLT	VIS	BOLZEN	3	3		
250	15881-9202-0	NUT	ECROU	MUTTER	2	2		
260	15881-9105-0	BOLT	VIS	BOLZEN	2	2		
270	14182-9203-0	NUT	ECROU	MUTTER	1	1		
280	1K531-6460-2	ASSY REGULATOR	REGULATEUR	REGULATOR	1	1		

⟷ Interchangeable; ≠ not interchangeable; ⟵ new for old; ⟶ old for new

uniform.co.uk

A52500 STARTER DEMARREUR ANLASSER

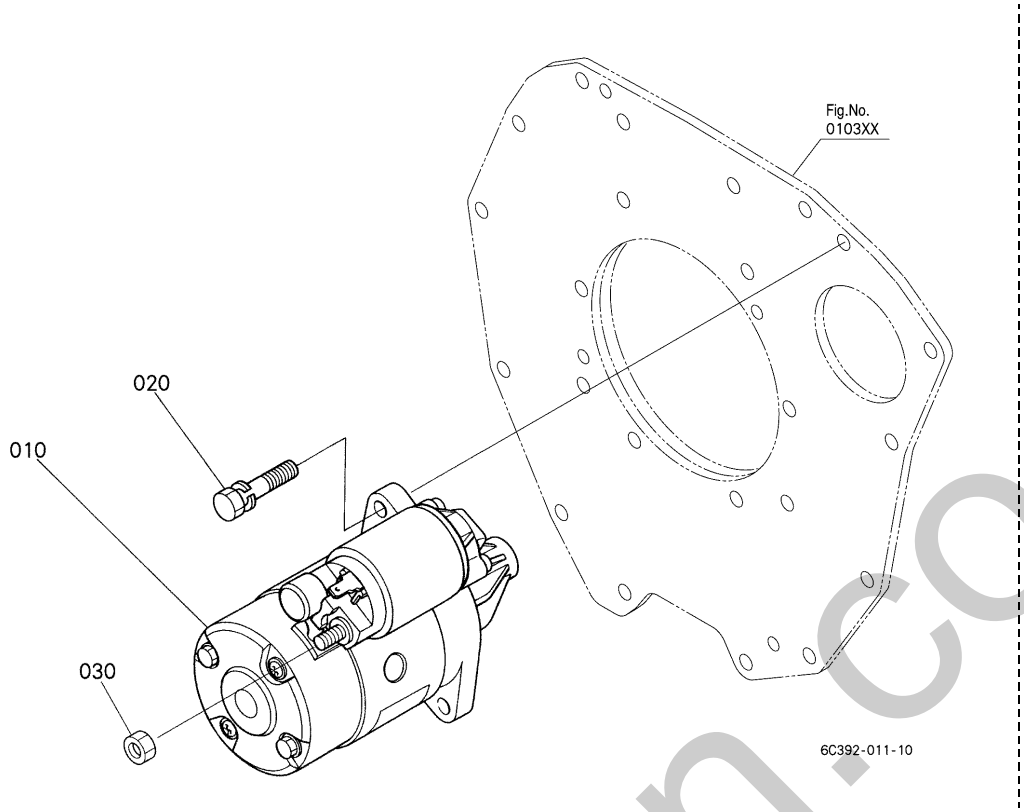

A:B1620D B:B1620DT

REF.No. POS.No. BILD-Nr.	PART No. REFERENCE BESELL-Nr.	PART NAME	DESIGNATION	BEZEICHNUNG	Q'TY/S.No. Q'TE/No.S. STUECK/S.Nr. A	B	I.C.	REMARKS REMARQUES BEMERKUNGEN
010	6C090-5921-0	ASSY STARTER	ENS.DEMARREUR	GRP.ANLASSER	1	1		
020	01123-50835	BOLT	VIS	BOLZEN	2	2		
030	02121-50080	NUT	ECROU	MUTTER	1	1		

⟷ Interchangeable; ≠ not interchangeable; ⟵ new for old; ⟶ old for new

silverhorn.co.uk

A53000 STARTER [COMPONENT PARTS]
DEMARREUR [PARTIES COMPOSANTES]
ANLASSER [EINZEL-TEIL]

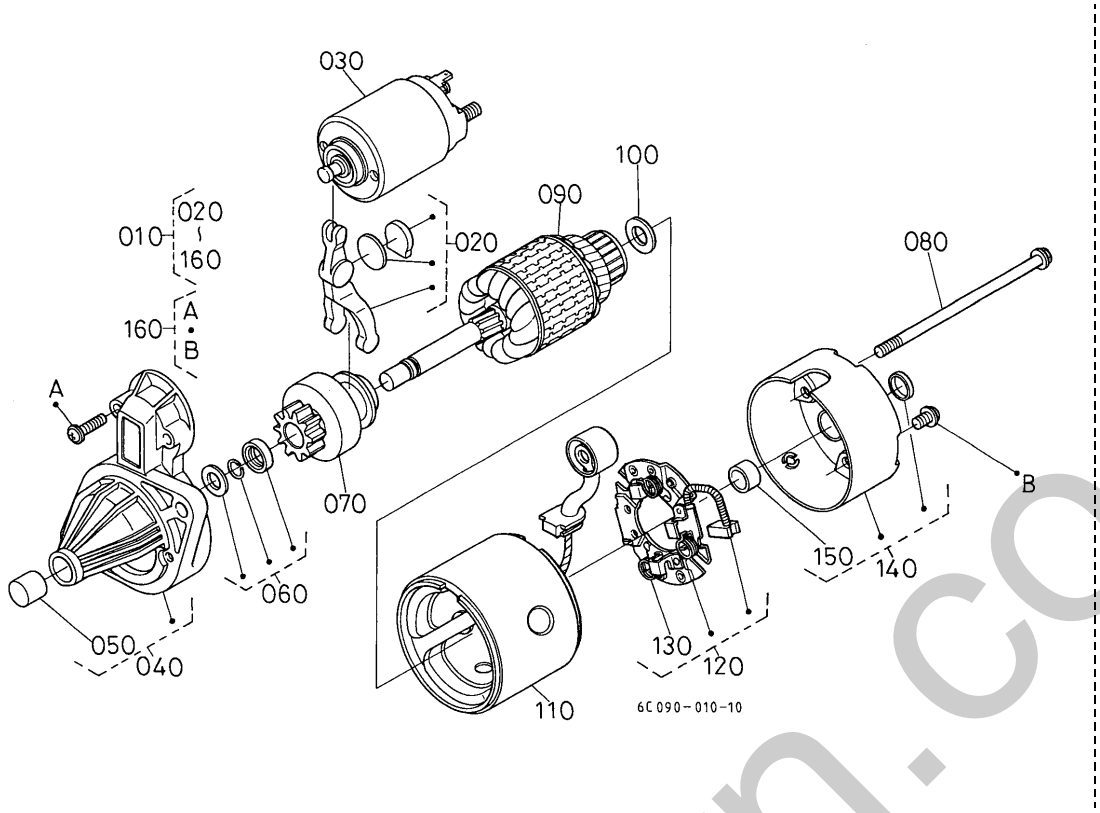

A:B1620D B:B1620DT

REF.No. POS.No. BILD-Nr.	PART No. REFERENCE BESELL-Nr.	PART NAME	DESIGNATION	BEZEICHNUNG	Q'TY/S.No. Q'TE/No.S. STUECK/S.Nr. A	B	I.C.	REMARKS REMARQUES BEMERKUNGEN
010	6C090-5921-0	ASSY STARTER	ENS.DEMARREUR	GRP.ANLASSER	1	1		
020	15852-6305-0	LEVER,DRIVE	LEVIER D'ENTRAINEM.	ANTRIEBHEBEL	1	1		
030	6C090-5922-0	ASSY SWITCH	ENS.COMMUTATEUR	GRP.ZUNDSCHALTER	1	1		
040	6C090-5923-0	ASSY BRACKET,FRONT	ENS.SUPPORT AVANT	GEP.VORDERHALTER	1	1		
050	16225-6324-0	BEARING,NEEDLE	ROULEMENT A AIGUILLE	NADELLAGER	1	1		
060	19837-6315-0	STOPPER	POINTEAU D'ARRET	STOPFEN	1	1		
070	19837-6304-0	CLUTCH,OVER RUNNING	EMBRAYAGE A INERTIE	AUFLAUFKUPPLUNG	1	1		
080	15852-6332-0	BOLT	VIS	BOLZEN	2	2		
090	6C090-5924-0	ARMATURE	ARMATURE	ARMATUR	1	1		
100	15852-6341-0	WASHER,ADJUSTING	RONDELLE DE REGLAGE	EINSTELLSCHEIBE	1	1		
110	6C090-5925-0	ASSY YOKE	ENS.CHAPE	GRP.GABELGELENK	1	1		
120	15852-6338-0	HOLDER,BRUSH	PORTE-BALAI	BUERSTEN HALTER	1	1		
130	15852-6339-0	SPRING,BRUSH	RESSORT DE BALAI	SCHLEIFBUERSTENFEDER	3	3		
140	15852-6320-0	FRAME,END	BATI	RAHMEN	1	1		
150	15852-6325-0	BUSH	BAGUE	BUCHSE	1	1		
160	15852-9331-0	SCREW,PAN-HEAD	VIS	SCHRAUBE	1	1		

⟷ Interchangeable; ≠ not interchangeable; ⟵ new for old; ⟶ old for new

simpkorn.co.uk

A53500 BATTERY BATTERIE BATTERIE

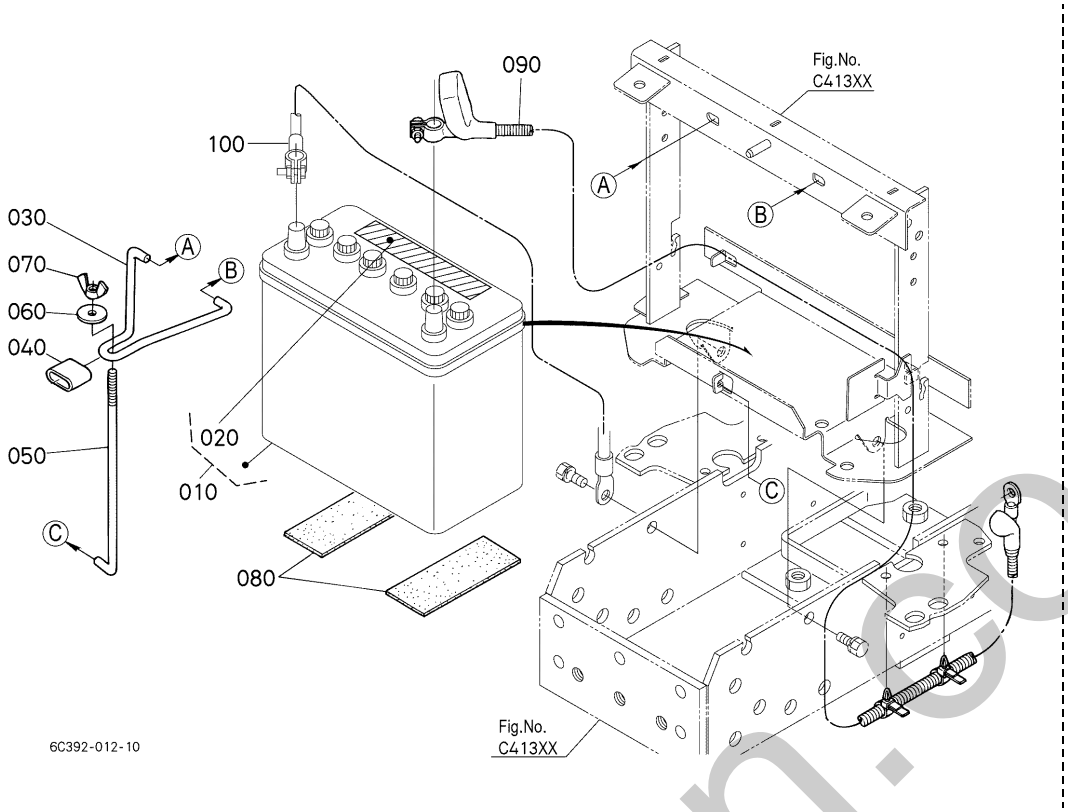

A:B1620D B:B1620DT

REF.No. POS.No. BILD-Nr.	PART No. REFERENCE BESELL-Nr.	PART NAME	DESIGNATION	BEZEICHNUNG	Q'TY/S.No. Q'TE/No.S. STUECK/S.Nr. A	B	I.C.	REMARKS REMARQUES BEMERKUNGEN
010	----	ASSY BATTERY	ENS.BATTERIE	GRP.BATTERIE	1	1		50B24L(S)-MF
020	6A320-5559-0	LABEL,BATTERY	ETIQUETTE	AUFKLEBER	1	1		
030	6C090-5555-0	RETAINER,BATTERY	SUPPORT DE BATTERIE	BATTERIEARRETIERUNG	1	1		
040	6C040-5558-0	CUSHION	COUSSIN	KISSEN	1	1		
050	6C040-5556-0	BOLT,HOOK	CROCHET FILETE	BOLZEN,LASTHAKEN	1	1		
060	04015-60060	WASHER,PLAIN	RONDELLE FREIN	SCHEIBE	1	1		
070	02810-50060	NUT,WING	ECROU A AILETTES	MUTTER	1	1		
080	34150-3322-0	CUSHION	COUSSIN	KISSEN	2	2		
090	6C392-3013-0	CORD,BATTERY(+)	CORDE DE BATTERIE (+	SCHNUR,BATTERIE(+)	1	1		
100	6C040-5554-0	CORD,BATTERY(-)	CABLE DE BATTERIE	SCHNUR,BATTERIE(-)	1	1		

⟷ Interchangeable; ≠ not interchangeable; ⟵ new for old; ⟶ old for new

silverthorn.co.uk

B10100 SWITCH
COMMUTATEUR
SCHALTER

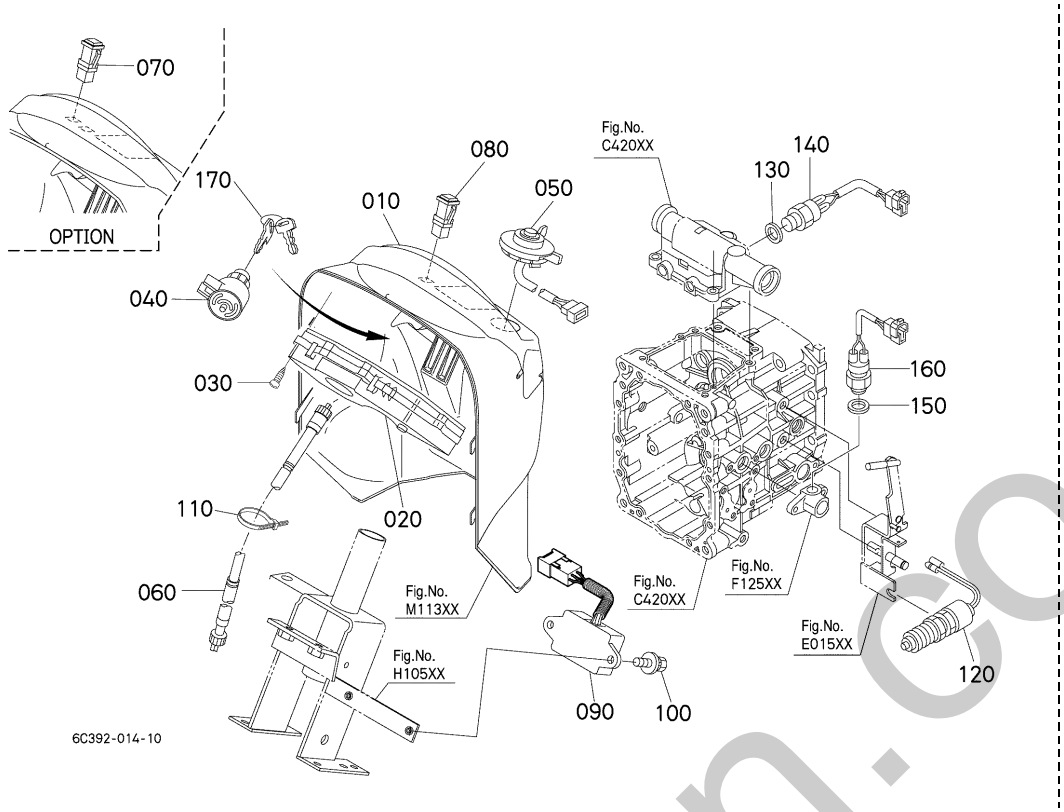

A:B1620D B:B1620DT

REF.No. POS.No. BILD-Nr.	PART No. REFERENCE BESELL-Nr.	PART NAME	DESIGNATION	BEZEICHNUNG	Q'TY/S.No. Q'TE/No.S. STUECK/S.Nr. A	B	I.C.	REMARKS REMARQUES BEMERKUNGEN
010	6C392-3020-0	ASSY PANEL,METER	ENS.PANNEAU	GRP.FUELLUNG	1	1		
020	6C300-5352-3	COVER,METER PANEL	COUVERCLE	DECKEL	1	1		
030	03514-50420	SCREW,TAPPING	VIS	SCHRAUBE	6	6		
040	6C040-5545-2	SWITCH,STARTER	CONTACTEUR A CLE	ANLASSERSCHALTER	1	1		
050	6A700-3081-0	SWITCH,COMBINATION	INTERRUPTEUR COMBINE	KOMBINATIONSCHALTER	1	1		
060	6A370-3082-0	CABLE,HOUR METER	CABLE DE COMPTEUR	KABEL	1	1		
070	6C222-7531-0	SWITCH,BEACON	INTERRUPTEUR	SCHALTER	1	1		OPTION
080	6C070-5543-0	SWITCH,HAZARD	INTERRUPTEUR	SCHALTER	1	1		
090	TD069-3370-0	UNIT,FLASHER	CENTRALE CLIGNOTANTE	BLINKEREINHEIT	1	1		
100	01025-50620	BOLT	VIS	BOLZEN	2	2		
110	53581-6415-0	BAND,CORD	ATTACHE CABLE	KORDBAND	1	1		
120	6C080-3101-0	SWITCH,BRAKE LIGHT	INTERRUPTEUR	SCHALTER	1	1		
130	6A320-4276-0	GASKET	JOINT	DICHTUNGSPLATTE	1	1		0.30mm
130	6A320-4275-0	GASKET	JOINT	DICHTUNGSPLATTE	1	1		1.00mm
130	6A320-4279-0	GASKET	JOINT	DICHTUNGSPLATTE	1	1		1.20mm
130	6A320-4281-0	GASKET	JOINT	DICHTUNGSPLATTE	1	1		1.40mm
140	6A320-4277-0	SWITCH,SAFETY	COMMUTAT. DE SURETE	SICHERHEITSCHALTER	1	1		
150	6A320-4276-0	GASKET	JOINT	DICHTUNGSPLATTE	1	1		0.30mm
150	6A320-4275-0	GASKET	JOINT	DICHTUNGSPLATTE	1	1		1.00mm
150	6A320-4279-0	GASKET	JOINT	DICHTUNGSPLATTE	1	1		1.20mm
150	6A320-4281-0	GASKET	JOINT	DICHTUNGSPLATTE	1	1		1.40mm
160	6A320-4277-0	SWITCH,SAFETY	COMMUTAT. DE SURETE	SICHERHEITSCHALTER	1	1		
170	15248-6370-0	KEY,STARTER	CLAVETTE DE DEMARRE.	KEL,ANLASSER	2	2		

shelhorn.co.uk

⟷ Interchangeable; ≠ not interchangeable; ⟵ new for old; ⟶ old for new

B10300 SWITCH/RELAY
COMMUTATEUR/RELAIS
SCHALTER/RELAIS

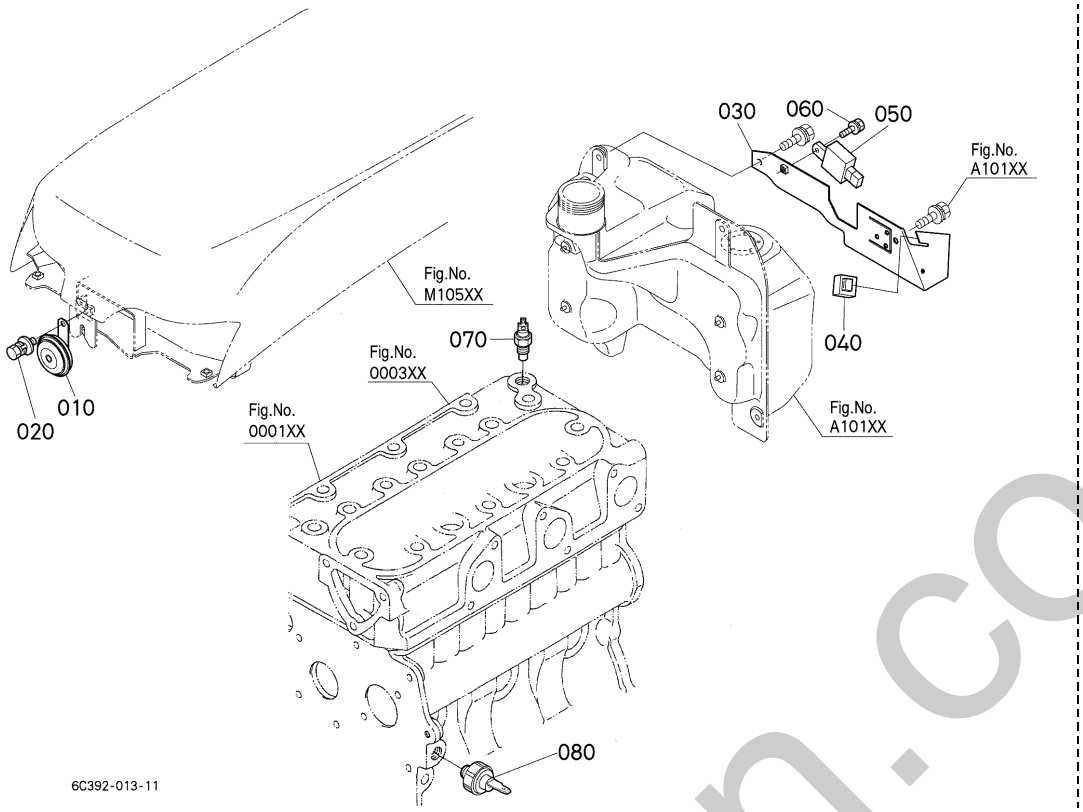

A:B1620D B:B1620DT

REF.No. POS.No. BILD-Nr.	PART No. REFERENCE BESELL-Nr.	PART NAME	DESIGNATION	BEZEICHNUNG	Q'TY/S.No. Q'TE/No.S. STUECK/S.Nr. A	B	I.C.	REMARKS REMARQUES BEMERKUNGEN
010	6A700-3085-0	HORN	AVERTISSEUR	HUPE	1	1		
020	01125-60820	BOLT	VIS	BOLZEN	1	1		
030	6C392-3101-1	BRACKET	PALIER	HALTER	1	1		
040	T1060-3372-0	RELAY,STARTER	RELAIS	RELAIS	1	1		
050	T0070-3141-0	TIMER,KEY STOP	TEMPORISATEUR	TREMBLEUR	1	1		
060	01025-50620	BOLT	VIS	BOLZEN	1	1		
070	31351-3283-0	SENSOR,THERMO	MANO CONTACT D'EAU	THERMOSTAT	1	1		
080	1A024-3901-0	SWITCH,OIL	MANO-CONTACT D'HUILE	OELDRUCKSCHALTER	1	1		

⟷ Interchangeable; ≠ not interchangeable; ⟵ new for old; ⟶ old for new

silverhorn.co.uk

B12000 PANEL BOARD [COMPONENT PARTS]
TABLEAU DE BORD [PARTIES COMPOSANTES]
INSTRUMENTENBRETT [EINZEL-TEIL]

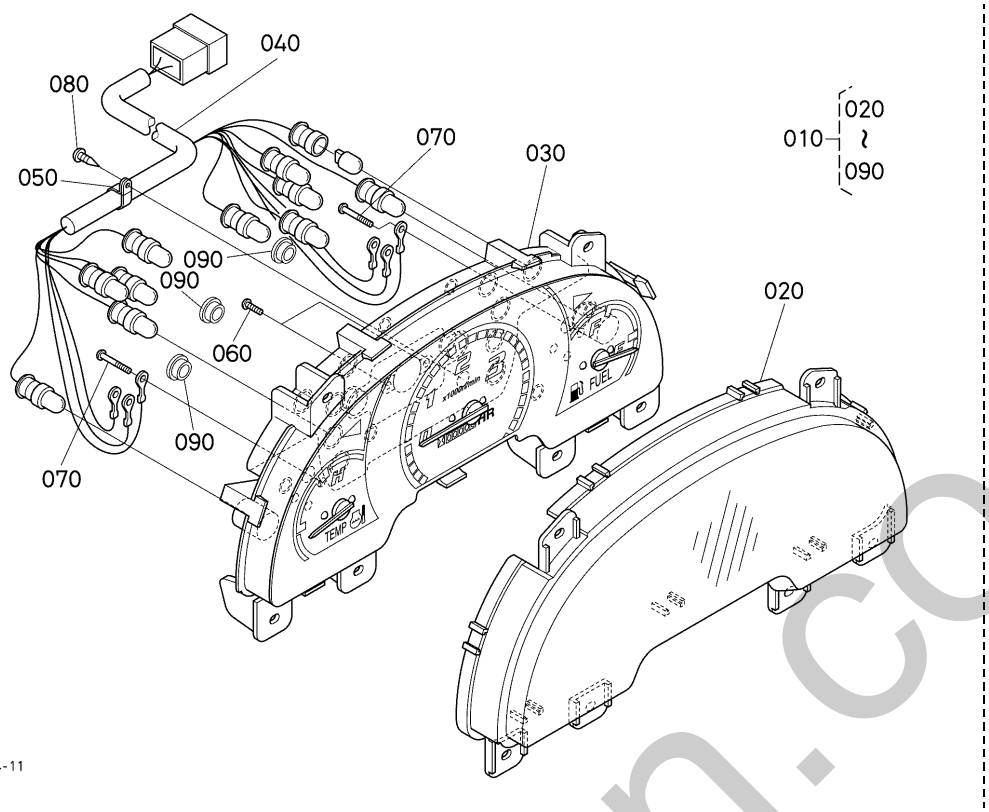

A:B1620D B:B1620DT

REF.No. POS.No. BILD-Nr.	PART No. REFERENCE BESELL-Nr.	PART NAME	DESIGNATION	BEZEICHNUNG	Q'TY/S.No. Q'TE/No.S. STUECK/S.Nr. A	B	I.C.	REMARKS REMARQUES BEMERKUNGEN
010	6C392-3020-0	ASSY PANEL,METER	ENS.PANNEAU	GRP.FUELLUNG	1	1		
020	6A700-3022-0	GLASS	VERRE	GLAS	1	1		
030	6C200-3023-0	CASE,METER PANEL	CARTER DE PANNEAU	GEHAEUSE	1	1		
040	6C392-3025-0	ASSY WIRE HARNESS	ENS.FAISC.DE FILS	GRP.KABELGESCHIRR	1	1		
050	6C200-3028-0	CLAMP	ATTACHE	KLAMMER	1	1		
060	6C040-5515-0	SCREW	VIS	SCHRAUBE	2	2		
070	66101-5581-0	SCREW	VIS	SCHRAUBE	6	6		
080	6A700-3024-0	SCREW,TAPPING	VIS	SCHRAUBE	1	1		
090	6C200-3027-0	PLUG	BOUCHON	STOPFEN	3	3		

⟷ Interchangeable; ≠ not interchangeable; ⟵ new for old; ⟶ old for new

silverhorn.co.uk

B30100 HEAD LIGHT
PHARE
SCHEINWERFER

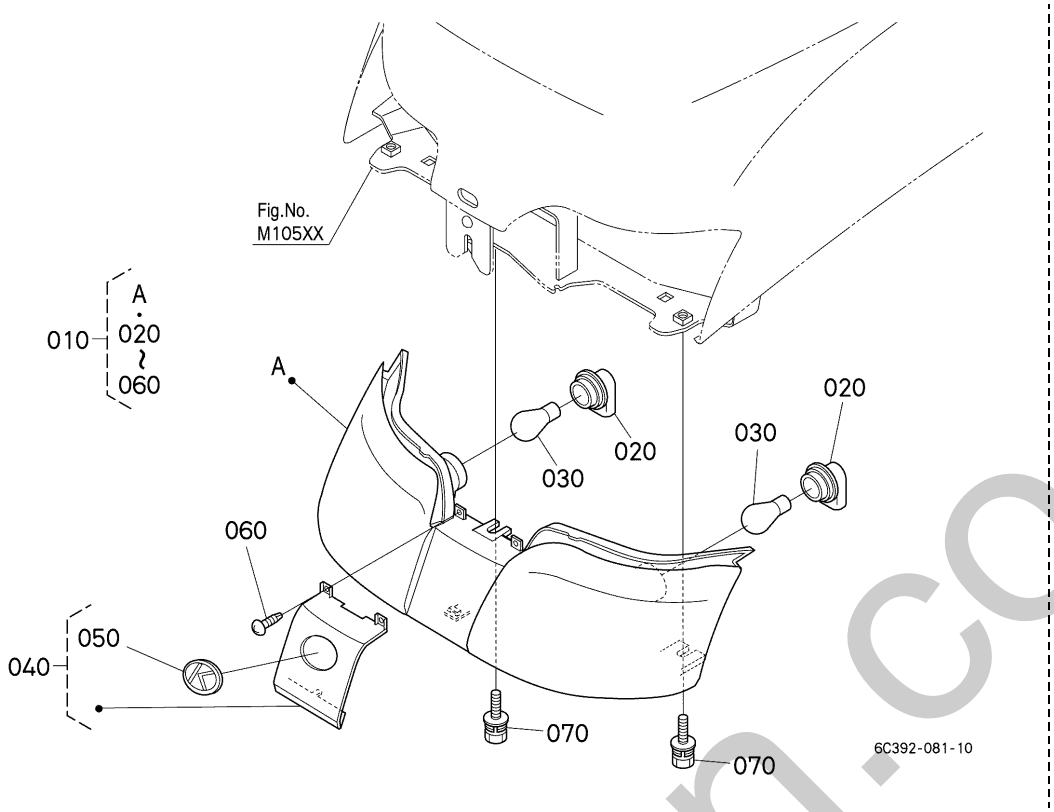

A:B1620D B:B1620DT

REF.No. POS.No. BILD-Nr.	PART No. REFERENCE BESELL-Nr.	PART NAME	DESIGNATION	BEZEICHNUNG	Q'TY/S.No. Q'TE/No.S. STUECK/S.Nr. A	B	I.C.	REMARKS REMARQUES BEMERKUNGEN
010	6C392-5413-0	ASSY LIGHT,HEAD	PHARE	GRP.SCHEINWERFER	1	1		
020	6A830-5416-0	SOCKET	DOUILLE	ANHAENGERKUPPLUNG	2	2		
030	36330-7627-0	BULB,FLASHER	AMPOULE	GLUEHLAMPE	2	2		35W
040	6A830-5415-0	ASSY MARK,SYMBOL	ENS.MARQUE	GRP.MARKIERUNG	1	1		
050	6A830-5418-0	MARK,SYMBOL	MARQUE	MARKIERUNG	1	1		
060	03514-50410	SCREW,TAPPING	VIS	SCHRAUBE	2	2		
070	01125-60820	BOLT	VIS	BOLZEN	3	3		

⟷ Interchangeable; ≠ not interchangeable; ⟵ new for old; ⟶ old for new

silverthorn.co.uk

B30400 TAIL LIGHT
FEUX ARRIERE
SCHWANZ-LICHT

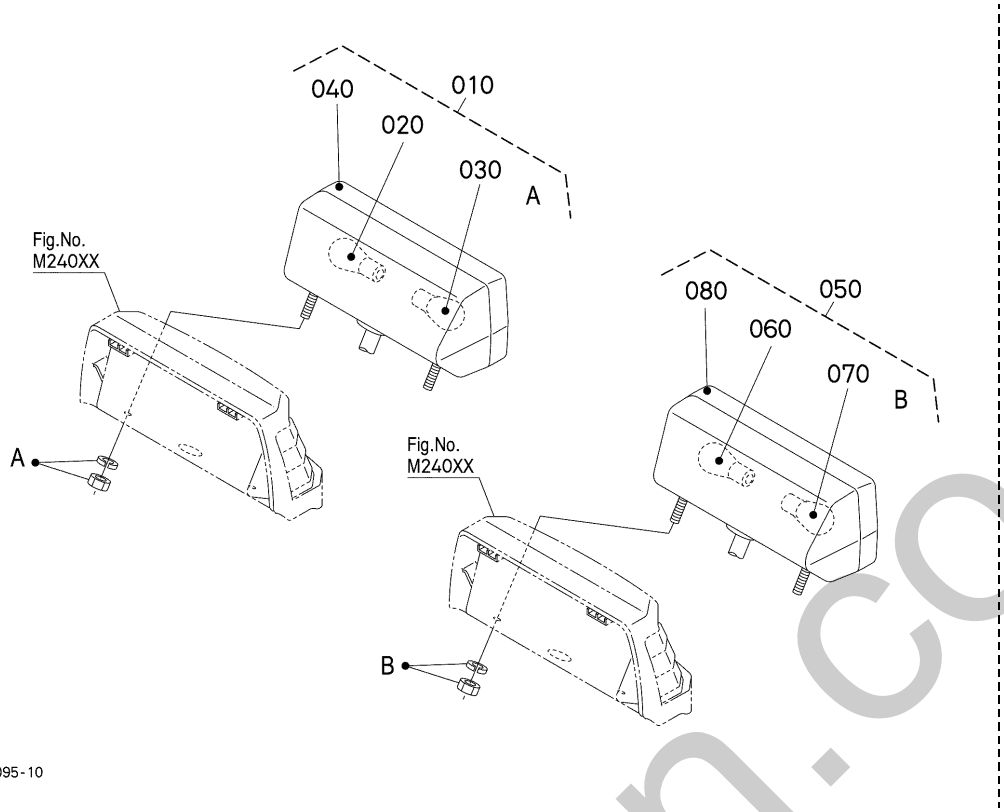

A:B1620D B:B1620DT

REF.No. POS.No. BILD-Nr.	PART No. REFERENCE BESELL-Nr.	PART NAME	DESIGNATION	BEZEICHNUNG	Q'TY/S.No. Q'TE/No.S. STUECK/S.Nr. A	B	I.C.	REMARKS REMARQUES BEMERKUNGEN
010	3C081-7588-0	ASSY LAMP,COMB.RH	ENS.FEUX CLIGNOT D.	GRP.BLINKLEUCHTE RS	1	1		
020	3C081-7591-0	BULB	AMPOULE	GLUEHLAMPE	1	1		21/5W
030	3C081-7592-0	BULB	AMPOULE	GLUEHLAMPE	1	1		21W
040	3C081-7593-0	LENS	LENTILLE	GLASLINSE	1	1		
050	3C081-7590-0	ASSY LAMP,COMB.LH	ENS.FEUX CLIGNOT G.	GRP.BLINKLEUCHTE LS	1	1		
060	3C081-7592-0	BULB	AMPOULE	GLUEHLAMPE	1	1		21W
070	3C081-7591-0	BULB	AMPOULE	GLUEHLAMPE	1	1		21/5W
080	3C081-7593-0	LENS	LENTILLE	GLASLINSE	1	1		

⟷ Interchangeable; ≠ not interchangeable; ⟵ new for old; ⟶ old for new

silverhorn.co.uk

B31000 WINKER LAMP
LAMPE DE CLIGNOTANT
BLINKERLICHT

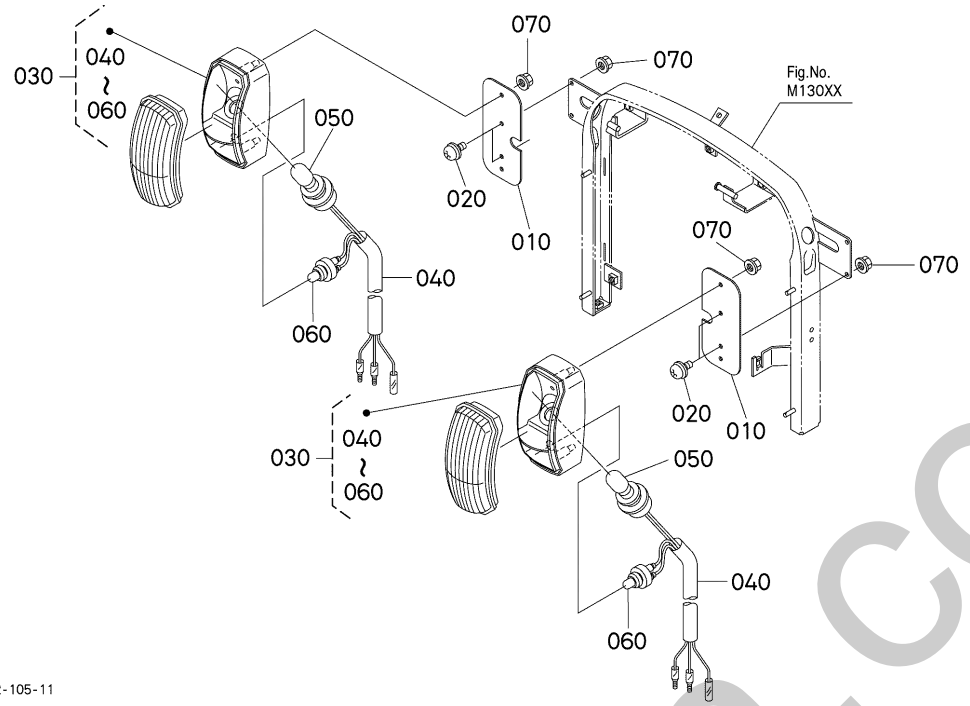

A:B1620D B:B1620DT

REF.No. POS.No. BILD-Nr.	PART No. REFERENCE BESELL-Nr.	PART NAME	DESIGNATION	BEZEICHNUNG	Q'TY/S.No. Q'TE/No.S. STUECK/S.Nr. A	B	I.C.	REMARKS REMARQUES BEMERKUNGEN
010	6C392-5425-2	STAY,FRONT WINKER	SUPPORT	STREBE	2	2		
020	03004-50614	SCREW,WITH WASHER	VIS	SCHRAUBE	4	4		
030	6C392-3010-0	LAMP,FRONT COMBI.	LAMPE AVANT	SCHEINWERFER	2	2		
040	6C392-3016-0	COMP.SOCKET	ENS.PRISE	GRP.AUGENHOHLE	2	2		
050	6C392-3017-0	BULB	AMPOULE	GLUEHLAMPE	2	2		21W
060	6C392-3018-0	BULB	AMPOULE	GLUEHLAMPE	2	2		5W
070	02761-50060	NUT,FLANGE	ECROU A EMBASE	FLANSCHEN-MUTTER	8	8		

⟷ Interchangeable; ≠ not interchangeable; ⟵ new for old; ⟶ old for new

silverthorn.co.uk

B31300 LICENSE LAMP
LAMP ET PLAQUE D'IMMATRICULATION
LIZENZLAMPE

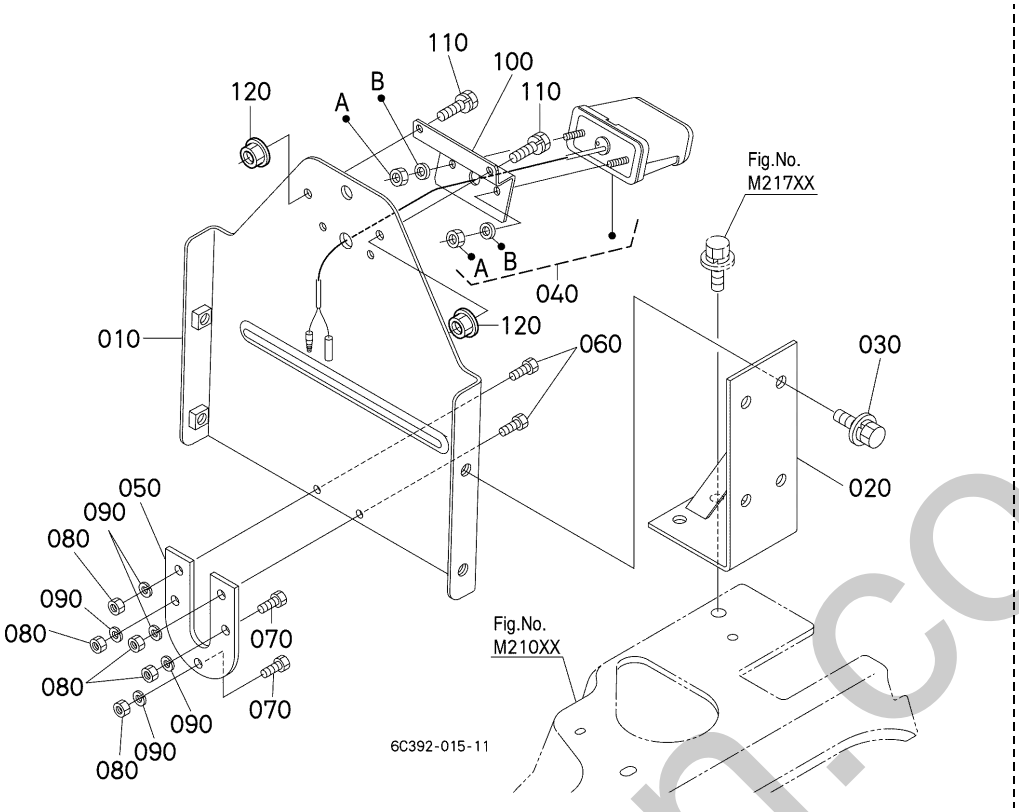

A:B1620D B:B1620DT

REF.No. POS.No. BILD-Nr.	PART No. REFERENCE BESELL-Nr.	PART NAME	DESIGNATION	BEZEICHNUNG	Q'TY/S.No. Q'TE/No.S. STUECK/S.Nr. A	B	I.C.	REMARKS REMARQUES BEMERKUNGEN
010	6C392-6420-0	HOLDER,LICENSE PLATE	PLAQUE ARRIERE	HALTER	1	1		
020	6C392-6418-0	STAY,HOLDER	SUPPORT	STREBE	1	1		
030	01125-60820	BOLT	VIS	BOLZEN	2	2		
040	6C392-6425-0	ASSY LAMP,LICENCE	ENS.LAMP	GRP.LIZENZLAMPE	1	1		
050	6C392-3036-0	STAY	SUPPORT	STREBE	1	1		
060	03054-50510	SCREW,PAN-HEAD	VIS	SCHRAUBE	2	2		
070	03054-50530	SCREW,PAN-HEAD	VIS	SCHRAUBE	3	3		
080	02054-50050	NUT	ECROU	MUTTER	5	5		
090	04512-60050	WASHER,SPRING	RONDELLE GROWER	FEDERRING	5	5		
100	6C392-6421-0	STAY,LICENSE LUMP	SUPPORT	STREBE	1	1		
110	01125-60820	BOLT	VIS	BOLZEN	2	2		
120	02121-50080	NUT	ECROU	MUTTER	2	2		

⟷ Interchangeable; ≠ not interchangeable; ⟵ new for old; ⟶ old for new

silverhorn.co.uk

B50100 ELECTRICAL WIRING(BODY)
FAISCEAU ELECTRIQUE (CORPS)
ELEKTRISCHE AUSRUSTUNG (CARROSSERIE)

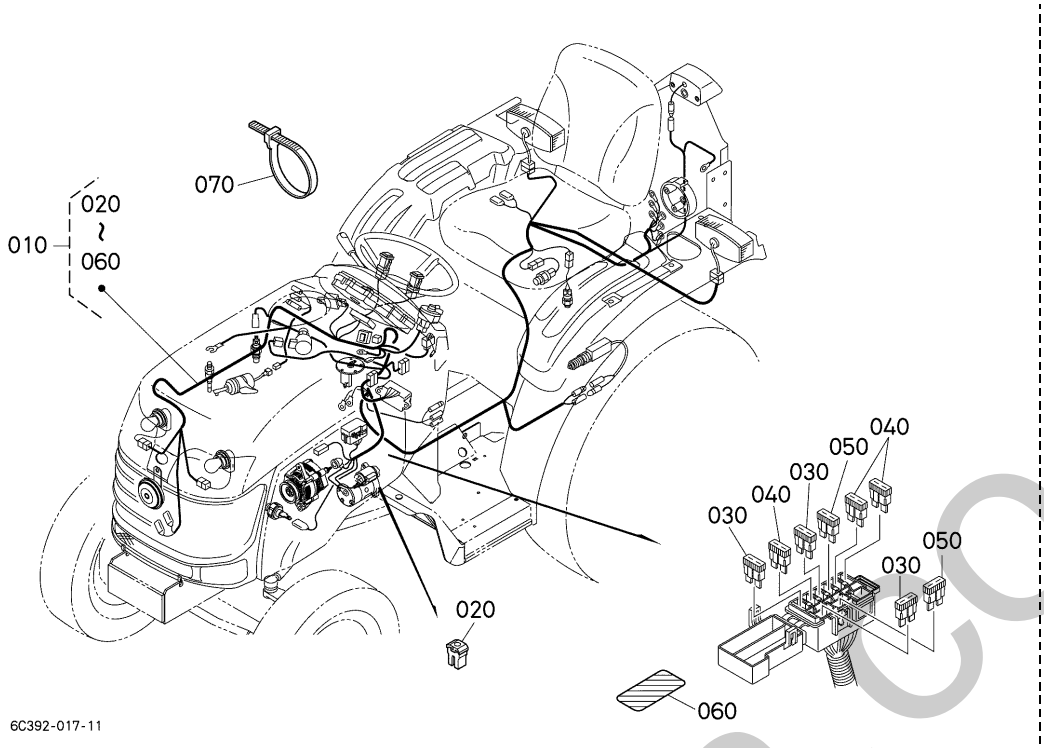

A:B1620D B:B1620DT

REF.No. POS.No. BILD-Nr.	PART No. REFERENCE BESELL-Nr.	PART NAME	DESIGNATION	BEZEICHNUNG	Q'TY/S.No. Q'TE/No.S. STUECK/S.Nr. A	B	I.C.	REMARKS REMARQUES BEMERKUNGEN
010	6C392-3030-2	ASSY,WIRE HARNESS	ENS.FAISCEAU-JOINT	GRP.KABELGESCHIRR	1	1		
020	17478-6008-0	FUSE	FUSIBLE	SICHERUNG	1	1		50A
030	5H050-4162-0	FUSE	FUSIBLE	SICHERUNG	3	3		10A
040	5H050-4163-0	FUSE	FUSIBLE	SICHERUNG	3	3		15A
050	5H050-4164-0	FUSE	FUSIBLE	SICHERUNG	2	2		20A
060	6C392-3043-0	LABEL,FUSE	ETIQUETTE	AUFKLEBER	1	1		
070	55311-4126-0	BAND,CORD	ATTACHE CABLE	KORDBAND	3	3		

↔ Interchangeable; ≠ not interchangeable; ← new for old; → old for new

silverthorn.co.uk

C10100 CLUTCH
EMBRAYAGE
KUPPLUNG

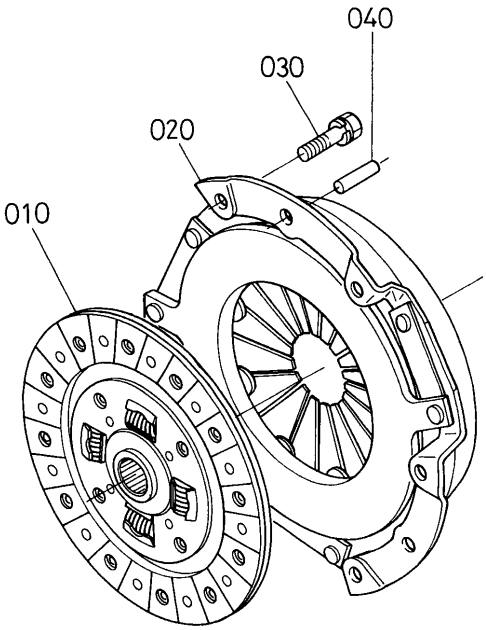

6C080-078-10

A:D722-D25(B1620D) B:D722-D25(B1620DT)

REF.No. POS.No. BILD-Nr.	PART No. REFERENCE BESELL-Nr.	PART NAME	DESIGNATION	BEZEICHNUNG	Q'TY/S.No. Q'TE/No.S. STUECK/S.Nr. A	B	I.C.	REMARKS REMARQUES BEMERKUNGEN
010	6C080-1340-0	COMP.DISK,CLUTCH	DISQUE D'EMBR.COMP.	KMP.KUPPLUNGSSCHEIBE	1	1		
020	6C080-1330-0	ASSY PLATE,PRESSURE	ENS.PLATEAU PRESSION	BAUGR.DRUCKSCHEIBEN	1	1		
030	01123-60816	BOLT	VIS	BOLZEN	6	6		
040	05012-00816	PIN,STRAIGHT	GOUPILLE CYLINDLIQUE	ZYLINDERSTIFT	3	3		

silverhorn.co.uk

⟷ Interchangeable; ≠ not interchangeable; ⟵ new for old; ⟶ old for new

C11000 CLUTCH ROD
TIGE D'EMBRAYAGE
KUPPLUNG-STANGE

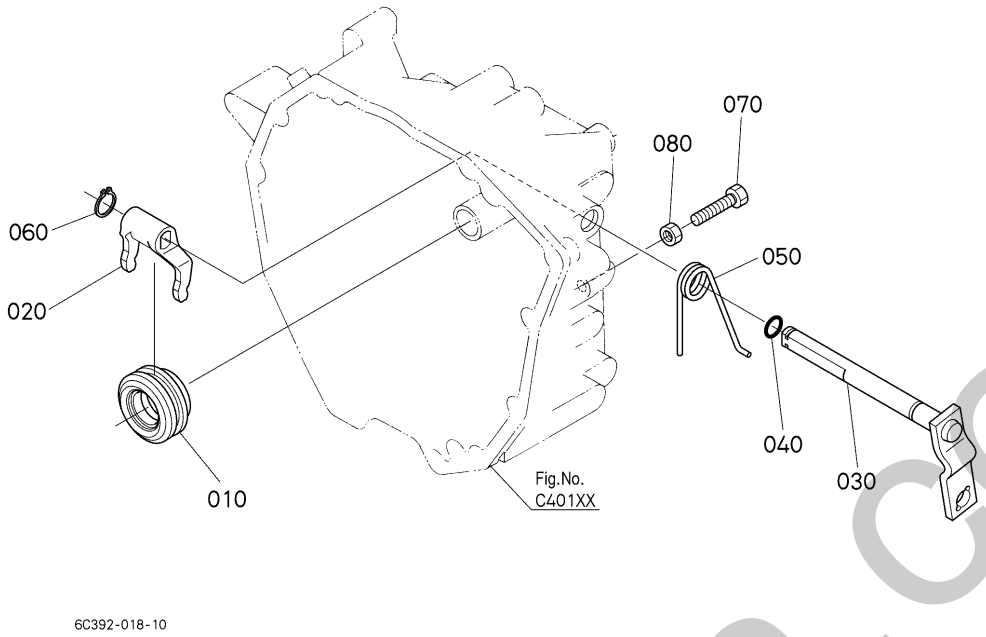

A:B1620D B:B1620DT

REF.No. POS.No. BILD-Nr.	PART No. REFERENCE BESELL-Nr.	PART NAME	DESIGNATION	BEZEICHNUNG	Q'TY/S.No. Q'TE/No.S. STUECK/S.Nr. A	B	I.C.	REMARKS REMARQUES BEMERKUNGEN
010	6A320-1321-0	BEARING,RELEASE	ROULEMENT	AUSRUE CKLAGER	1	1		
020	6A320-1323-0	FORK,CLUTCH RELEASE	FOURCHETTE	GABEL,KUPPLUNG	1	1		
030	6A320-1325-2	SHAFT,CLUTCH ROD	ARBRE	KUPPLUNGSTANGE	1	1		
040	04811-10140	O RING	JOINT TORIQUE	O RING	1	1		
050	6C392-1328-0	SPRING,CLUTCH ROD	RESSORT	FEDER	1	1		
060	04612-00160	CIR CLIP,EXTERNAL	CIRCLIP	SPRENGRING,AUSSEN	1	1		
070	6A320-1329-0	BOLT,CLUTCH ADJUST	BOULON	BOLZEN	1	1		
080	02114-50100	NUT	ECROU	MUTTER	1	1		

⟷ Interchangeable; ≠ not interchangeable; ⟵ new for old; ⟶ old for new

silverhorn.co.uk

C30100 CLUTCH PEDAL
PEDALE DE EMBRAYAGE
KUPPLUNG-PEDAL

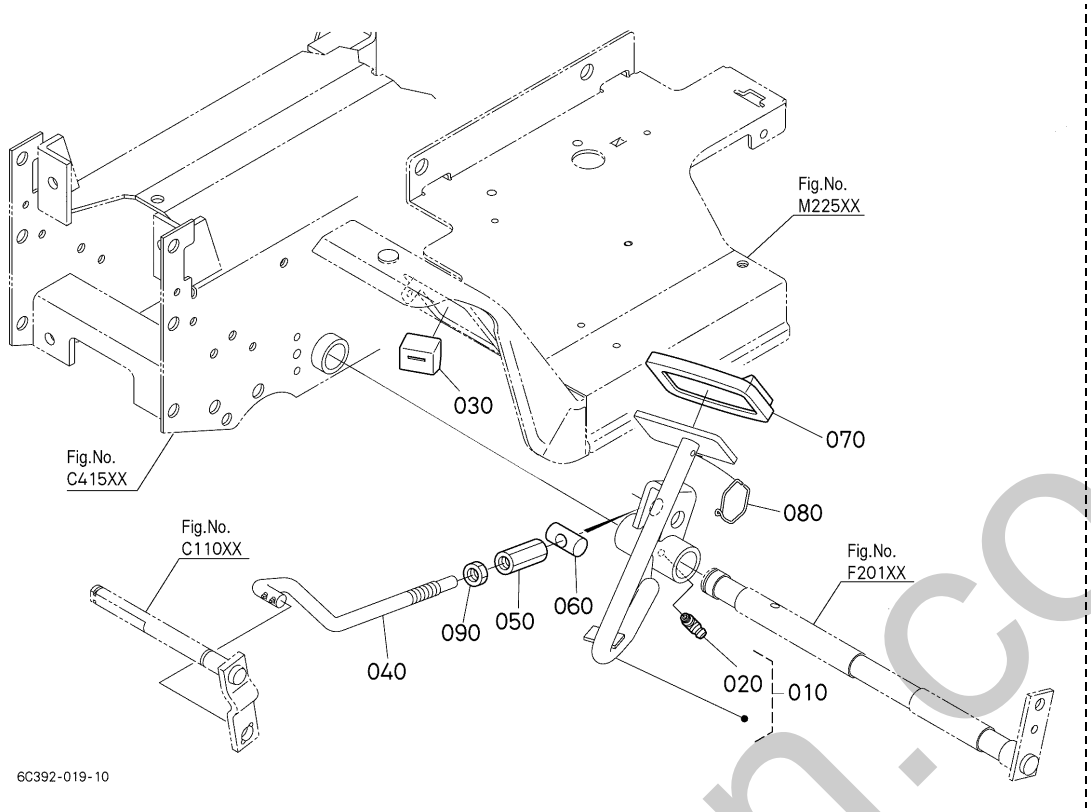

A:B1620D B:B1620DT

REF.No. POS.No. BILD-Nr.	PART No. REFERENCE BESELL-Nr.	PART NAME	DESIGNATION	BEZEICHNUNG	Q'TY/S.No. Q'TE/No.S. STUECK/S.Nr. A	B	I.C.	REMARKS REMARQUES BEMERKUNGEN
010	6C392-4210-2	ASSY PEDAL,CLUTCH	PEDALE D'EMBRAYAGE	GRP.KUPPLUNGSPEDAL	1	1		
020	6A320-4217-0	NIPPLE,GREASE	GRAISSEUR	SCHMIERNIPPEL	1	1		
030	6A320-4216-0	CUSHION	COUSSIN	KISSEN	1	1		
040	6A320-4211-3	ROD,CLUTCH FRONT	CHAPE	KUPPLUNGSSTANGE	1	1		
050	6A320-4212-3	TURNBUCKLE	TENDEUR	SPANNHUELSE	1	1		
060	6A320-4214-0	PIN,CLUTCH ROD	GOUPILLE	STIFT	1	1		
070	T2050-4412-0	COVER,PEDAL	COU.DE PEDALE	DECKEL	1	1		
080	6A830-4216-0	PIN,CLUTCH LOCK	GOUPILLE	STIFT	1	1		
090	02174-50120	NUT	ECROU	MUTTER	1	1		

⟷ Interchangeable; ≠ not interchangeable; ⟵ new for old; ⟶ old for new

silverhorn.co.uk

C40100 CLUTCH HOUSING
CARTER DE EMBRAYAGE
KUPPLUNG-GEHAEUSE

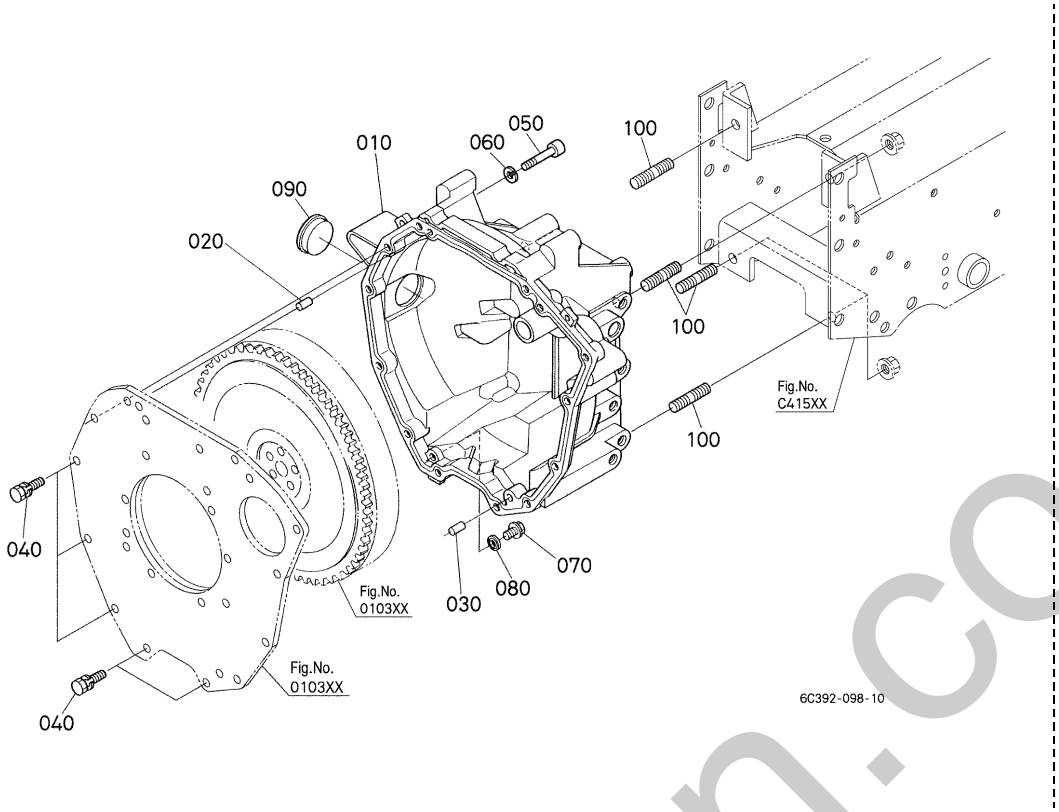

A:B1620D B:B1620DT

REF.No. POS.No. BILD-Nr.	PART No. REFERENCE BESELL-Nr.	PART NAME	DESIGNATION	BEZEICHNUNG	Q'TY/S.No. Q'TE/No.S. STUECK/S.Nr. A	B	I.C.	REMARKS REMARQUES BEMERKUNGEN
010	KY300-1311-0	HOUSING,CLUTCH	CARTER D'EMBRAYAGE	KUPPLUNGSGEHAEUSE	1	1		
020	05012-00814	PIN,STRAIGHT	GOUPILLE CYLINDLIQUE	ZYLINDERSTIFT	1	1		
030	66611-1116-0	PIN,KNOCK	PIVOT DE FUSEE	ZYLINDERSTIFT	1	1		
040	01123-50830	BOLT	VIS	BOLZEN	10	10		
050	01311-10830	BOLT,HEX-SOC-HD	VIS	BOLZEN	1	1		
060	04512-60080	WASHER,SPRING	RONDELLE GROWER	FEDERRING	1	1		
070	01754-50812	BOLT,FLANGE	VIS DE BUTEE	FLANSCHEN-BOLZEN	1	1		
080	04717-00810	WASHER,WITH RUBBER	JOINT EN CAOUTCHOUC	GUMMIUNTERLAGE	1	1		
090	37410-1312-4	PLUG	BOUCHON	STOPFEN	1	1		
100	01555-51225	STUD	GOUJON	STEHBOLZEN	4	4		

↔ Interchangeable; ≠ not interchangeable; ← new for old; → old for new

silverhorn.co.uk

C41300 FRONT FRAME
CHASSIS AVANT
VORDERRAHMEN

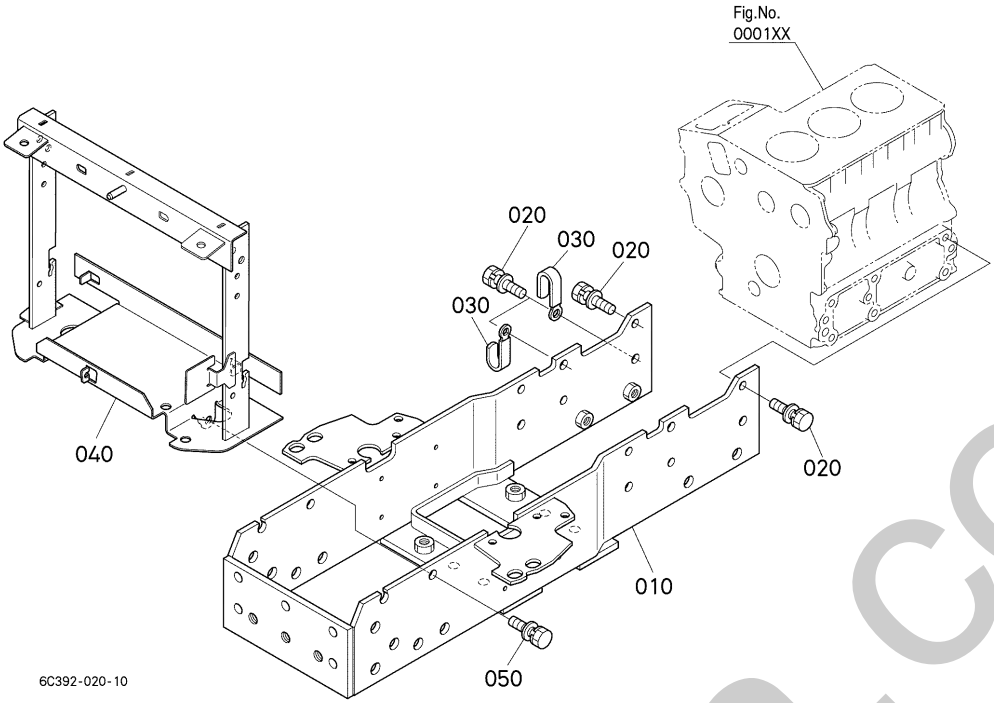

A:B1620D B:B1620DT

REF.No. POS.No. BILD-Nr.	PART No. REFERENCE BESELL-Nr.	PART NAME	DESIGNATION	BEZEICHNUNG	Q'TY/S.No. Q'TE/No.S. STUECK/S.Nr. A	B	I.C.	REMARKS REMARQUES BEMERKUNGEN
010	6C392-5121-0	COMP.FRAME,FRONT	CHASSIS COMP.AVANT	KOMP.RAHMEN	1	1		
020	01133-51025	BOLT	VIS	BOLZEN	12	12		
030	37150-3446-0	CLAMP,CORD	ATTACHE-FILS	KABELKLEMME	2	2		
040	6C392-5122-0	BRACKET,BATTERY	SUPPORT	KLAMMER, BATTERIE	1	1		
050	01135-61025	BOLT	VIS	BOLZEN	2	2		

⟷ Interchangeable; ≠ not interchangeable; ⟵ new for old; ⟶ old for new

silverhorn.co.uk

C41500 CENTER FRAME
CHASSIS CENTRE
MITTLERAHMEH

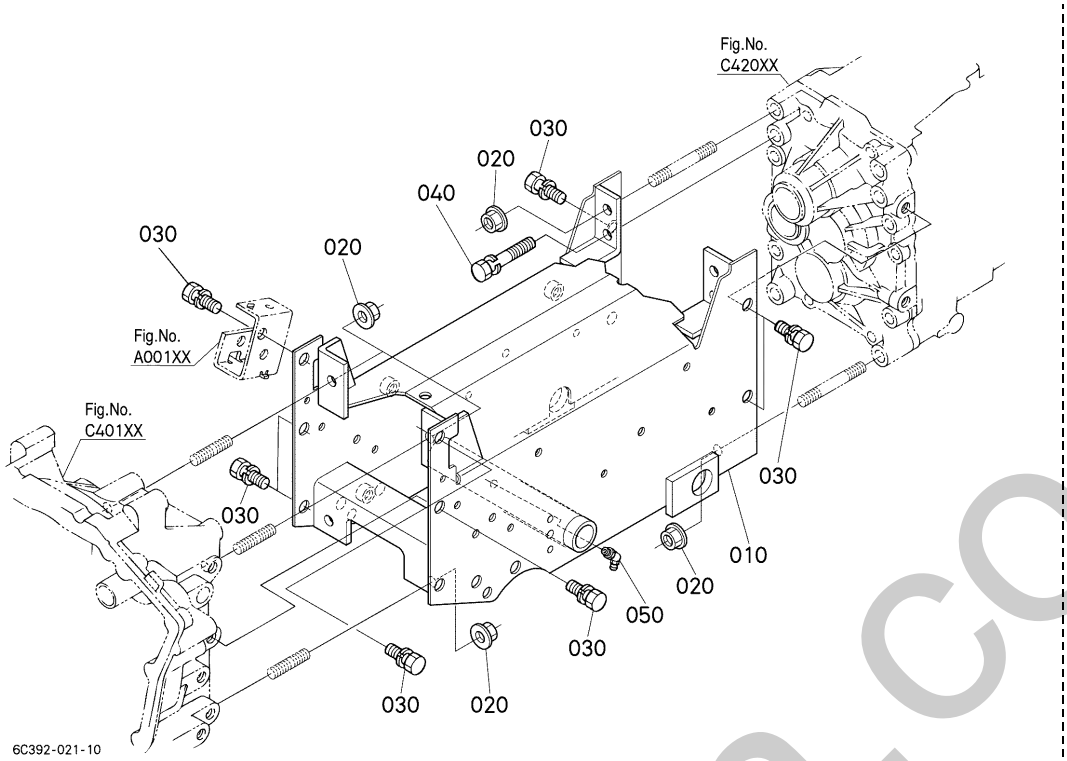

A:B1620D B:B1620DT

REF.No. POS.No. BILD-Nr.	PART No. REFERENCE BESELL-Nr.	PART NAME	DESIGNATION	BEZEICHNUNG	Q'TY/S.No. Q'TE/No.S. STUECK/S.Nr. A	B	I.C.	REMARKS REMARQUES BEMERKUNGEN
010	6C392-5111-0	COMP.FRAME,CENTER	CHASSIS COMP.CENTRE	KOMP.ACHSERAHMEN	1	1		
020	6A100-5113-0	NUT	ECROU	MUTTER	8	8		
030	01123-51230	BOLT	VIS	BOLZEN	10	10		
040	01123-51265	BOLT	VIS	BOLZEN	2	2		
050	6A320-4217-0	NIPPLE,GREASE	GRAISSEUR	SCHMIERNIPPEL	1	1		

⟷ Interchangeable; ≠ not interchangeable; ⟵ new for old; ⟶ old for new

silverhorn.co.uk

C42001 TRANSMISSION CASE
CARTER DE TRANSMISSION
GETRIEBE-GEHAEUSE

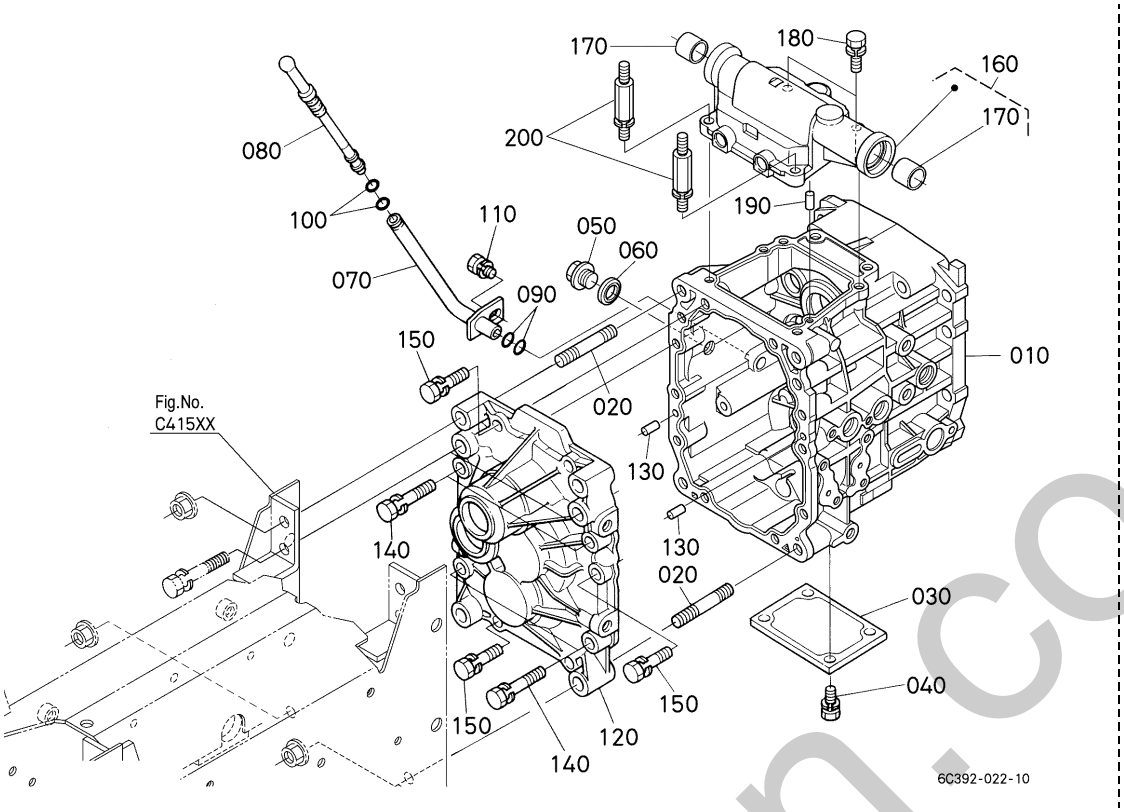

A:B1620D B:B1620DT

REF.No. POS.No. BILD-Nr.	PART No. REFERENCE BESELL-Nr.	PART NAME	DESIGNATION	BEZEICHNUNG	Q'TY/S.No. Q'TE/No.S. STUECK/S.Nr. A	B	I.C.	REMARKS REMARQUES BEMERKUNGEN
010	6C040-1112-0	CASE,TRANSMISSION	CARTER DE TRANSMISS.	ANTRIEBSGEHAEUSE	1	-		
020	01555-51260	STUD	GOUJON	STEHBOLZEN	4	-		
030	6A100-1113-0	PLATE	PLAQUE	PLATTE	1	-		
040	01123-51025	BOLT	VIS	BOLZEN	4	-		
050	06311-55030	PLUG	BOUCHON	STOPFEN	1	-		
060	04717-01700	WASHER,WITH RUBBER	JOINT EN CAOUTCHOUC	GUMMIUNTERLAGE	1	-		
070	6A320-1115-4	PIPE,OIL GAUGE	TUYAU	ROHR	1	-		
080	6C040-1116-3	GAUGE,OIL	JAUGE D'HUILE	OELMESSSTAB	1	-		
090	04816-00120	O RING	JOINT TORIQUE	O RING	2	-		
100	04816-00060	O RING	JOINT TORIQUE	O RING	2	-		
110	01125-60820	BOLT	VIS	BOLZEN	1	-		
120	6A320-1211-2	COVER,FRONT	COUVERCLE D'AVANT	VORDERDECKEL	1	-		
130	05012-00614	PIN,STRAIGHT	GOUPILLE CYLINDLIQUE	ZYLINDERSTIFT	2	-		
140	01123-51050	BOLT	VIS	BOLZEN	4	-		
150	01123-51040	BOLT	VIS	BOLZEN	6	-		
160	6A600-1240-0	COVER,UPPER	COUVERCLE,SUP.	GRP.ABDECKUNG	1	-		
170	08511-02020	BUSH	BAGUE	BUCHSE	2	-		
180	01123-50830	BOLT	VIS	BOLZEN	2	-		
190	05012-00614	PIN,STRAIGHT	GOUPILLE CYLINDLIQUE	ZYLINDERSTIFT	2	-		
200	6A830-1242-0	BOLT	VIS	BOLZEN	2	-		

⟷ Interchangeable; ≠ not interchangeable; ⟵ new for old; ⟶ old for new

silverhorn.co.uk

C42002 TRANSMISSION CASE
CARTER DE TRANSMISSION
GETRIEBE-GEHAEUSE

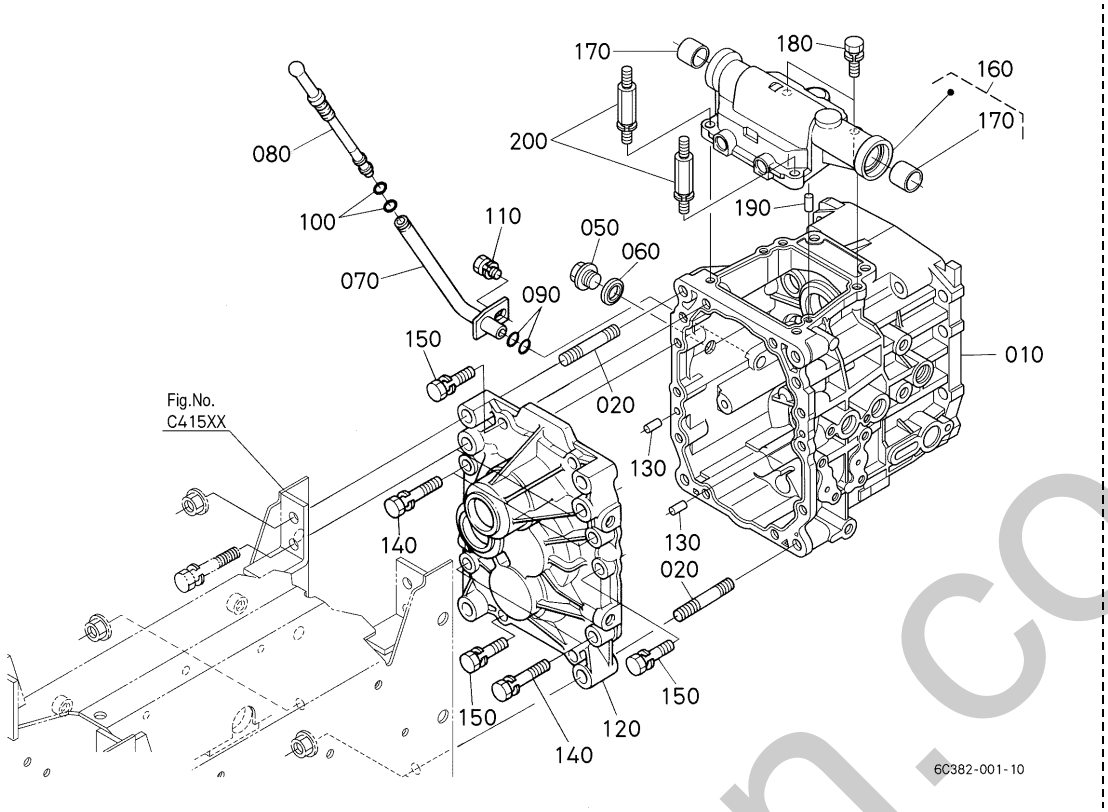

A:B1620D B:B1620DT

REF.No. POS.No. BILD-Nr.	PART No. REFERENCE BESELL-Nr.	PART NAME	DESIGNATION	BEZEICHNUNG	Q'TY/S.No. Q'TE/No.S. STUECK/S.Nr. A	B	I.C.	REMARKS REMARQUES BEMERKUNGEN
010	6C040-1112-0	CASE,TRANSMISSION	CARTER DE TRANSMISS.	ANTRIEBSGEHAEUSE	-	1		
020	01555-51260	STUD	GOUJON	STEHBOLZEN	-	4		
030	----	BLANK	BLANC	LEERE SPALTE	-	-		
040	----	BLANK	BLANC	LEERE SPALTE	-	-		
050	06311-55030	PLUG	BOUCHON	STOPFEN	-	1		
060	04717-01700	WASHER,WITH RUBBER	JOINT EN CAOUTCHOUC	GUMMIUNTERLAGE	-	1		
070	6A320-1115-4	PIPE,OIL GAUGE	TUYAU	ROHR	-	1		
080	6C040-1116-3	GAUGE,OIL	JAUGE D'HUILE	OELMESSSTAB	-	1		
090	04816-00120	O RING	JOINT TORIQUE	O RING	-	2		
100	04816-00060	O RING	JOINT TORIQUE	O RING	-	2		
110	01125-60820	BOLT	VIS	BOLZEN	-	1		
120	6A320-1211-2	COVER,FRONT	COUVERCLE D'AVANT	VORDERDECKEL	-	1		
130	05012-00614	PIN,STRAIGHT	GOUPILLE CYLINDLIQUE	ZYLINDERSTIFT	-	2		
140	01123-51050	BOLT	VIS	BOLZEN	-	4		
150	01123-51040	BOLT	VIS	BOLZEN	-	6		
160	6A600-1240-0	COVER,UPPER	COUVERCLE,SUP.	GRP.ABDECKUNG	-	1		
170	08511-02020	BUSH	BAGUE	BUCHSE	-	2		
180	01123-50830	BOLT	VIS	BOLZEN	-	2		
190	05012-00614	PIN,STRAIGHT	GOUPILLE CYLINDLIQUE	ZYLINDERSTIFT	-	2		
200	6A830-1242-0	BOLT	VIS	BOLZEN	-	2		

⟷ Interchangeable; ≠ not interchangeable; ⟵ new for old; ⟶ old for new

silverhorn.co.uk

C42500 DIFFERENTIAL GEAR CASE
CARTER DE DIFFERENTIEL
DIFFERENTIALGEHAEUSE

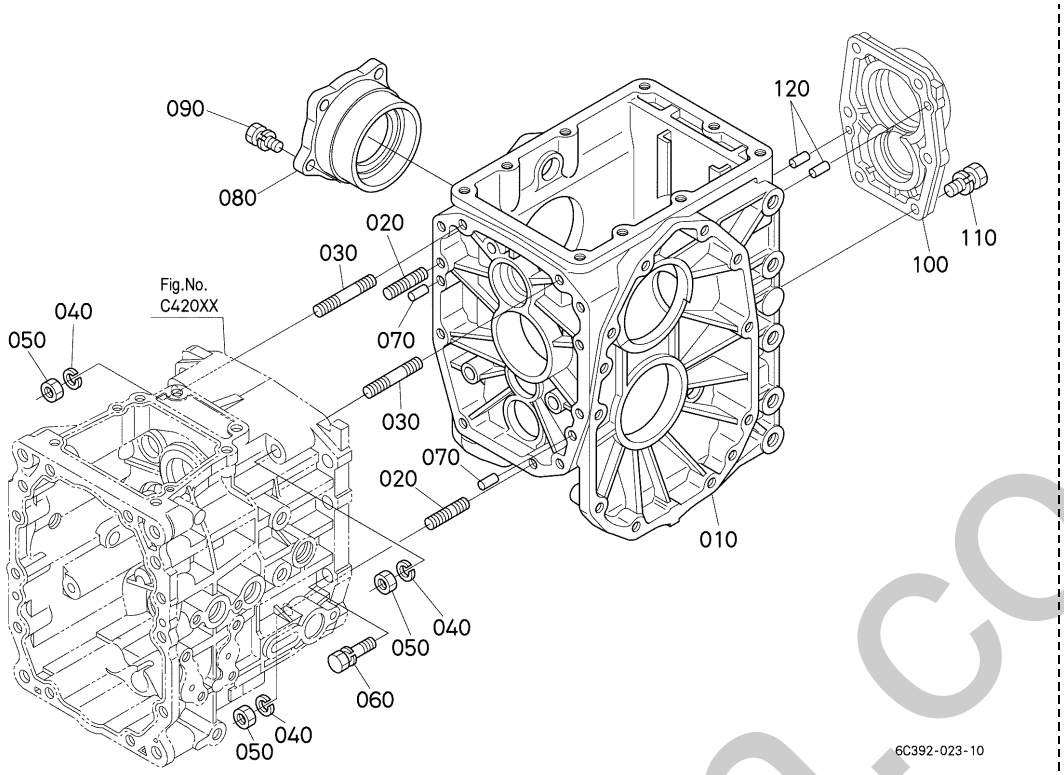

A:B1620D B:B1620DT

REF.No. POS.No. BILD-Nr.	PART No. REFERENCE BESELL-Nr.	PART NAME	DESIGNATION	BEZEICHNUNG	Q'TY/S.No. Q'TE/No.S. STUECK/S.Nr. A	B	I.C.	REMARKS REMARQUES BEMERKUNGEN
010	6C040-1117-4	CASE,DIFF.GEAR	CARTER DE DIFF.	GEHAEUSE	1	1		
020	01555-51035	STUD	GOUJON	STEHBOLZEN	2	2		
030	01555-51065	STUD	GOUJON	STEHBOLZEN	2	2		
040	04512-60100	WASHER,SPRING	RONDELLE GROWER	FEDERRING	4	4		
050	02176-50100	NUT	ECROU	MUTTER	4	4		
060	01123-51040	BOLT	VIS	BOLZEN	7	7		
070	05012-00614	PIN,STRAIGHT	GOUPILLE CYLINDLIQUE	ZYLINDERSTIFT	2	2		
080	6A600-1181-0	HOLDER,DIFF.BRG.	SUPPORT D'ENGRENAGE	DIFF.LAGERHALTER	1	1		
090	01123-50825	BOLT	VIS	BOLZEN	4	4		
100	6A100-1221-3	COVER,REAR	COUVERCLE ARRIERE	ABDECKUNG, HINTEN	1	1		
110	01123-51030	BOLT	VIS	BOLZEN	6	6		
120	05012-00614	PIN,STRAIGHT	GOUPILLE CYLINDLIQUE	ZYLINDERSTIFT	2	2		

⟷ Interchangeable; ≠ not interchangeable; ⟵ new for old; ⟶ old for new

silverthorn.co.uk

C42700 REAR AXLE CASE
CARTER PONT ARRIERE
HINTERACHSE-GEHAEUSE

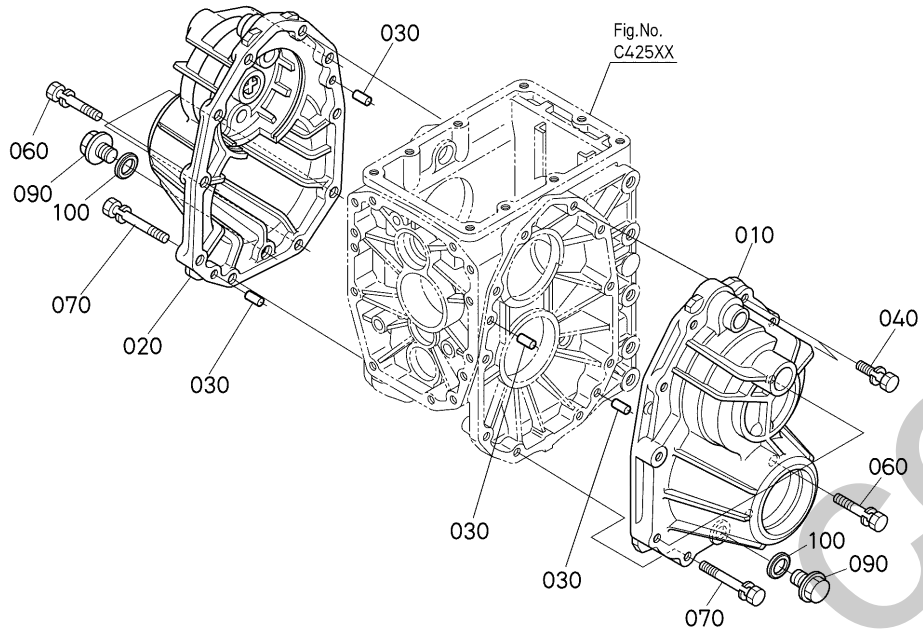

A:B1620D B:B1620DT

REF.No. POS.No. BILD-Nr.	PART No. REFERENCE BESELL-Nr.	PART NAME	DESIGNATION	BEZEICHNUNG	Q'TY/S.No. Q'TE/No.S. STUECK/S.Nr. A	B	I.C.	REMARKS REMARQUES BEMERKUNGEN
010	6A320-1261-3	CASE,AXLE LH	CARTER DE REDUCTEUR	ACHSGEHAEUSE LS	1	1		
020	6A320-1262-3	CASE,AXLE RH	CARTER DE REDUCTEUR	ACHSEGEHAEUSE RS	1	1		
030	05012-00614	PIN,STRAIGHT	GOUPILLE CYLINDLIQUE	ZYLINDERSTIFT	4	4		
040	01123-51035	BOLT	VIS	BOLZEN	8	8		
050	----	BLANK	BLANC	LEERE SPALTE	-	-		
060	01123-51050	BOLT	VIS	BOLZEN	10	10		
070	01133-51075	BOLT	VIS	BOLZEN	2	2		
080	----	BLANK	BLANC	LEERE SPALTE	-	-		
090	01774-51212	BOLT,FLANGE	VIS DE BUTEE	FLANSCHEN-BOLZEN	2	2		
100	04717-01200	WASHER,WITH RUBBER	JOINT EN CAOUTCHOUC	GUMMIUNTERLAGE	2	2		

⟷ Interchangeable; ≠ not interchangeable; ⟵ new for old; ⟶ old for new

silverhorn.co.uk

D00100 CLUTCH SHAFT
ARBRE D' EMBRAYAGE
KUPPLUNG-WELLE

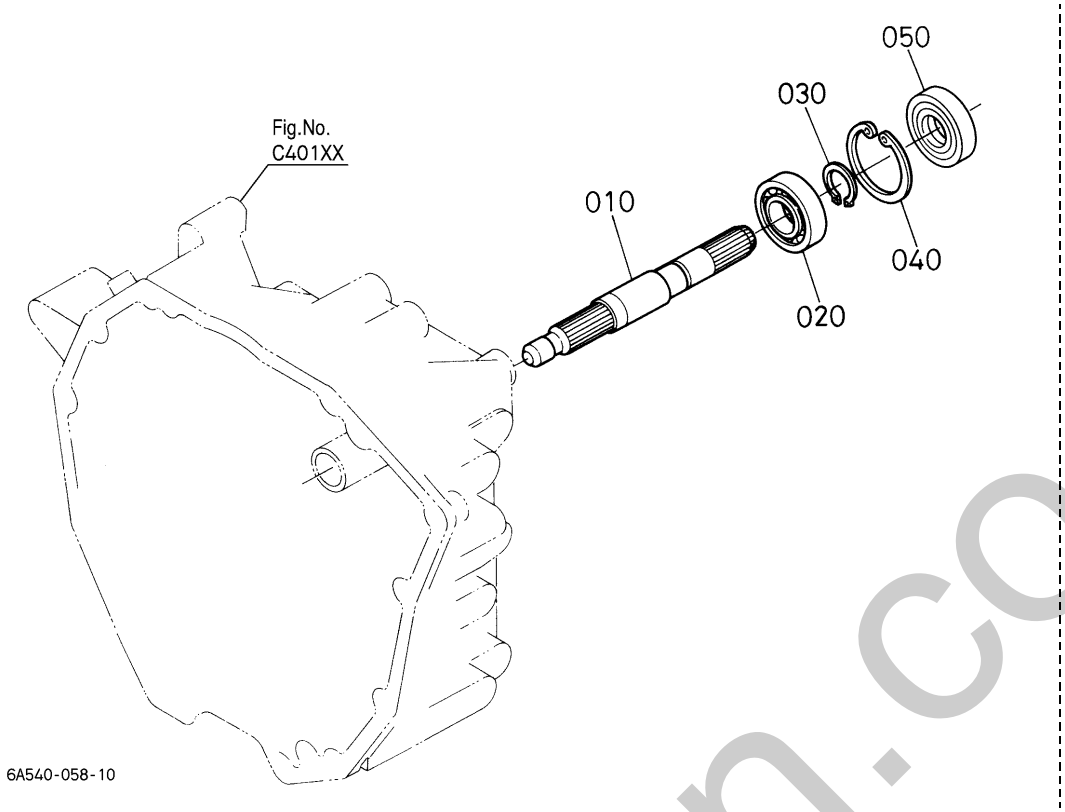

A:B1620D B:B1620DT

REF.No. POS.No. BILD-Nr.	PART No. REFERENCE BESELL-Nr.	PART NAME	DESIGNATION	BEZEICHNUNG	Q'TY/S.No. Q'TE/No.S. STUECK/S.Nr. A	B	I.C.	REMARKS REMARQUES BEMERKUNGEN
010	6A320-1351-2	SHAFT,CLUTCH	ARBRE DE MANCHON	KUPPLUNGSWELLE	1	1		
020	08141-06204	BEARING,BALL	ROULEMENT A BILLES	KUGELLAGER	1	1		
030	04612-00200	CIR CLIP,EXTERNAL	CIRCLIP	SPRENGRING,AUSSEN	1	1		
040	04611-00470	CIR CLIP,INTERNAL	CIRCLIP	SPRENGRING	1	1		
050	09500-20477	SEAL,OIL	BAGUE JOINT	OELDICHTUNGSRING	1	1		

⟷ Interchangeable; ≠ not interchangeable; ⟵ new for old; ⟶ old for new

silverhorn.co.uk

D00500 FRONT PROPELLER SHAFT
ARBRE DE TRANSMISSION
PROPELLERWELLE

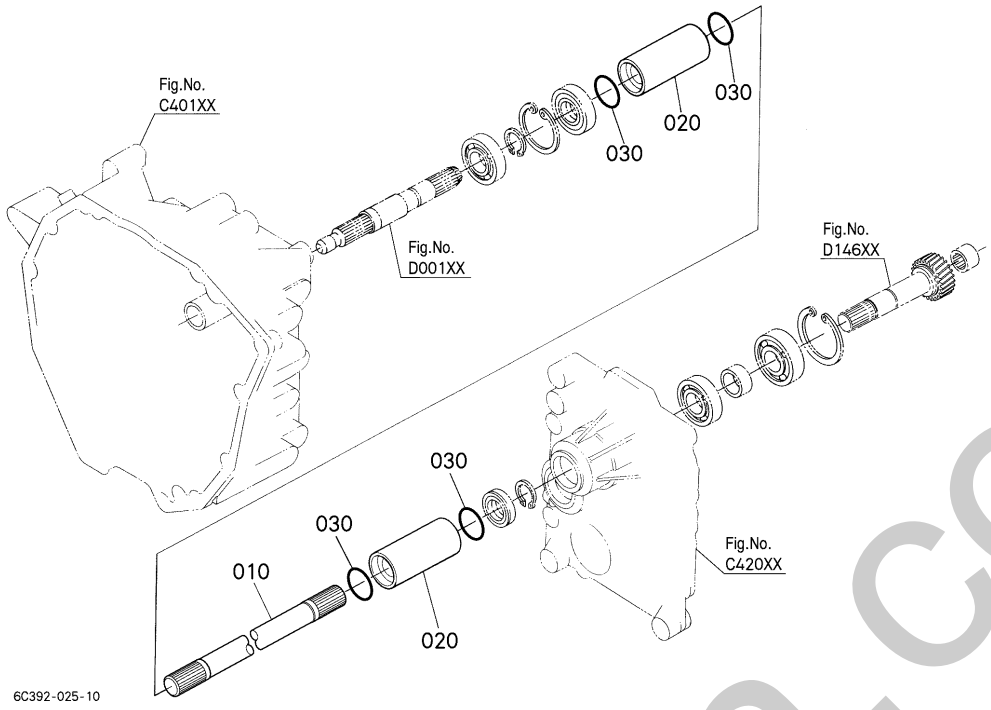

A:B1620D B:B1620DT

REF.No. POS.No. BILD-Nr.	PART No. REFERENCE BESELL-Nr.	PART NAME	DESIGNATION	BEZEICHNUNG	Q'TY/S.No. Q'TE/No.S. STUECK/S.Nr. A	B	I.C.	REMARKS REMARQUES BEMERKUNGEN
010	6A830-1361-2	SHAFT,PROPELLING	ARBRE A CARDANS	WELLE	1	1		
020	6A700-1366-0	COUPLING	ACCOUPLEMENT	KUPPLUNG	2	2		
030	04817-00210	O RING	JOINT TORIQUE	O RING	4	4		

⟷ Interchangeable; ≠ not interchangeable; ⟵ new for old; ⟶ old for new

silverhorn.co.uk

D13500 PTO SHAFT
ARBRE DE PDF
ZAPFWELLE

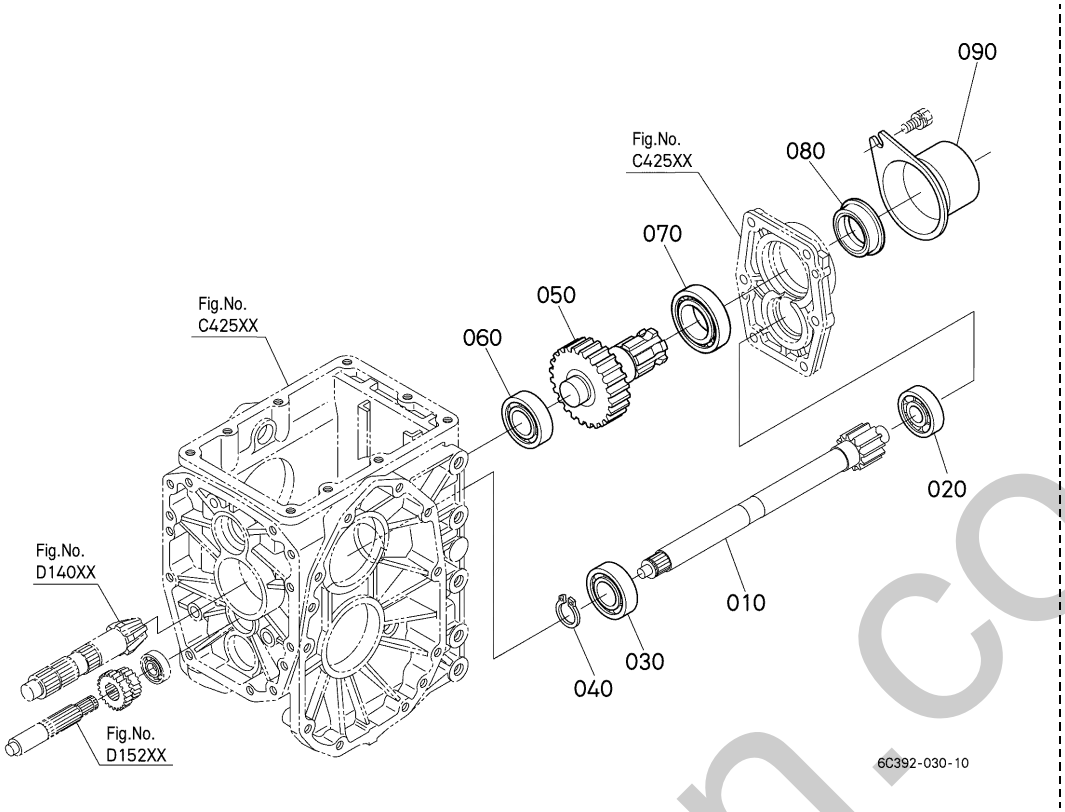

A:B1620D B:B1620DT

REF.No. POS.No. BILD-Nr.	PART No. REFERENCE BESELL-Nr.	PART NAME	DESIGNATION	BEZEICHNUNG	Q'TY/S.No. Q'TE/No.S. STUECK/S.Nr. A	B	I.C.	REMARKS REMARQUES BEMERKUNGEN
010	6C392-1451-0	SHAFT,GEAR	ARBRE DE ENGRENAGE	GETRIEBEWELLE	1	1		5-12T
020	08101-06303	BEARING,BALL	ROULEMENT A BILLES	KUGELLAGER	1	1		
030	08101-06205	BEARING,BALL	ROULEMENT A BILLES	KUGELLAGER	1	1		
040	04612-00190	CIR CLIP,EXTERNAL	CIRCLIP	SPRENGRING,AUSSEN	1	1		
050	6C392-1472-0	SHAFT,GEAR	ARBRE DE ENGRENAGE	GETRIEBEWELLE	1	1		30T
060	08101-06205	BEARING,BALL	ROULEMENT A BILLES	KUGELLAGER	1	1		
070	08101-06007	BEARING,BALL	ROULEMENT A BILLES	KUGELLAGER	1	1		
080	37410-1655-0	SEAL,OIL	BAGUE JOINT	OELDICHTUNGSRING	1	1		
090	37410-6311-2	CAP,PTO SHAFT	PROTECTION	ZAPFWELLENKAPPE	1	1		

⟷ Interchangeable; ≠ not interchangeable; ⟵ new for old; ⟶ old for new

silverhorn.co.uk

D13700 MID PTO
PDF VENTRALE
MITTLERE ZAPFWELLE

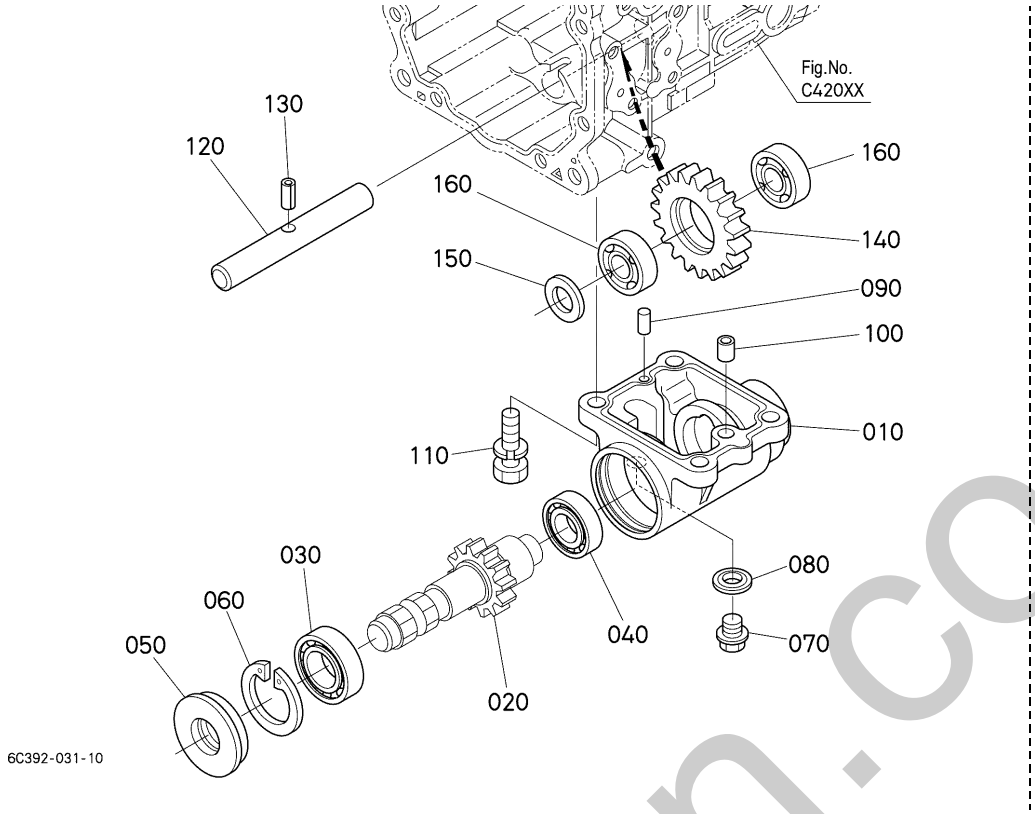

A:B1620D B:B1620DT

REF.No. POS.No. BILD-Nr.	PART No. REFERENCE BESELL-Nr.	PART NAME	DESIGNATION	BEZEICHNUNG	Q'TY/S.No. Q'TE/No.S. STUECK/S.Nr. A	B	I.C.	REMARKS REMARQUES BEMERKUNGEN
010	6C300-2121-0	CASE,MID PTO	CARTER DE PDF	GEHAEUSE	-	1		
020	6C392-2123-0	SHAFT,GEAR	ARBRE DE ENGRENAGE	GETRIEBEWELLE	-	1		
030	08101-06205	BEARING,BALL	ROULEMENT A BILLES	KUGELLAGER	-	1		
040	08101-06204	BEARING,BALL	ROULEMENT A BILLES	KUGELLAGER	-	1		
050	32430-2554-0	SEAL,OIL MID PTO	BAGUE JOINT	DICHTRING	-	1		
060	04611-00520	CIR CLIP,INTERNAL	CIRCLIP	SPRENGRING	-	1		
070	01774-51212	BOLT,FLANGE	VIS DE BUTEE	FLANSCHEN-BOLZEN	-	1		
080	04717-01200	WASHER,WITH RUBBER	JOINT EN CAOUTCHOUC	GUMMIUNTERLAGE	-	1		
090	05012-00614	PIN,STRAIGHT	GOUPILLE CYLINDLIQUE	ZYLINDERSTIFT	-	1		
100	66116-1119-0	PIPE KNOCK	TUYAU DE FUSEE	KLOPFENROHR	-	1		
110	01123-51035	BOLT	VIS	BOLZEN	-	4		
120	6C090-2125-0	SHAFT,IDLE	ARBRE	ZWISCHENRADWELLE	-	1		
130	05411-00616	PIN,SPRING	GOUPILLE-RESSORT	STIFT,FRUEHLING	-	1		
140	6C080-2122-0	GEAR,M-PTO	ENGRENAGE	GETRIEBE	-	1		19T
150	41142-4347-0	COLLAR,THRUST	RONDELLE DE BUTEE	DRUCKRING	-	1		
160	08101-06003	BEARING	ROULEMENT	LAGER	-	2		

⟷ Interchangeable; ≠ not interchangeable; ⟵ new for old; ⟶ old for new

simerhorn.co.uk

D13900 RANGE GEAR
CHANGEMENT DE GAMME
DREHZAHLBEREICHSZAHNRAD

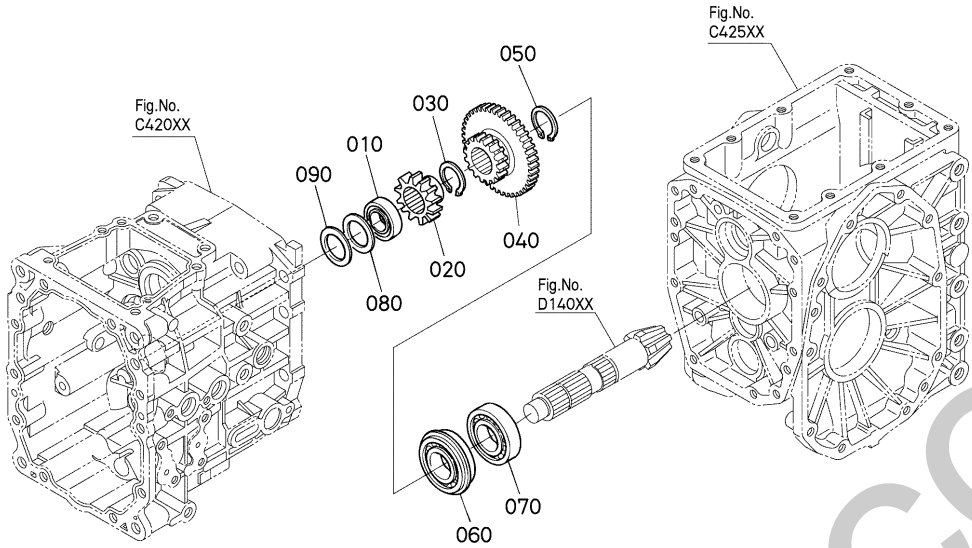

A:B1620D B:B1620DT

REF.No. POS.No. BILD-Nr.	PART No. REFERENCE BESELL-Nr.	PART NAME	DESIGNATION	BEZEICHNUNG	Q'TY/S.No. Q'TE/No.S. STUECK/S.Nr. A	B	I.C.	REMARKS REMARQUES BEMERKUNGEN
010	37500-1648-0	BEARING,BALL	ROULEMENT A BILLES	KUGELLAGER	1	1		
020	6C040-1465-0	GEAR,FWD	ENGRENAGE	GETRIEBE	1	1		13T
030	04612-00250	CIR CLIP,EXTERNAL	CIRCLIP	SPRENGRING,AUSSEN	1	1		
040	6C042-1462-0	GEAR	ENGRENAGE	GETRIEBE	1	1		12-32T
050	32721-1466-0	CIR CLIP,EXTERNAL	CIRCLIP	SPRENGRING,AUSSEN	1	1		
060	08151-06305	BEARING,BALL	ROULEMENT A BILLES	KUGELLAGER	1	1		
070	08101-06305	BEARING,BALL	ROULEMENT A BILLES	KUGELLAGER	1	1		
080	66591-1472-0	SPACER	ENTRETOISE	DISTANZSCHEIBE	1	1		
090	66611-1469-0	SHIM	CALE	BEILAGE	1	1		0.20mm
090	76611-5644-0	SHIM	CALE	BEILAGE	1	1		0.30mm
090	66611-1467-0	SHIM	CALE	BEILAGE	1	1		1.40mm
090	66611-1468-0	SHIM	CALE	BEILAGE	1	1		1.80mm

⟷ Interchangeable; ≠ not interchangeable; ⟵ new for old; ⟶ old for new

silverhorn.co.uk

D14000 DIFFERENTIAL REAR
DIFFERENTIEL ARRIERE
HINTERACHSEN-DIFFERENTIAL

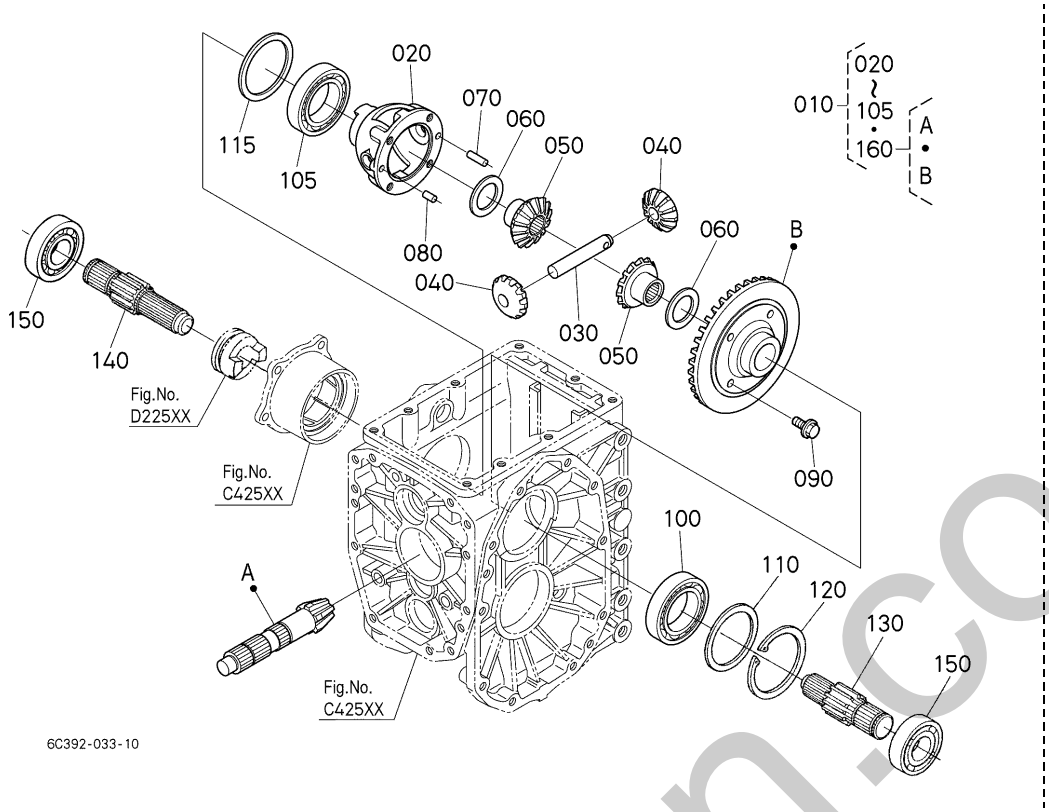

A:B1620D B:B1620DT

REF.No. POS.No. BILD-Nr.	PART No. REFERENCE BESELL-Nr.	PART NAME	DESIGNATION	BEZEICHNUNG	Q'TY/S.No. Q'TE/No.S. STUECK/S.Nr. A	B	I.C.	REMARKS REMARQUES BEMERKUNGEN
010	6C392-9791-0	ASSY DIFFERENTIAL	DIFFERENTIEL COMPLET	GRP.DIFFERENTIAL	1	1		6-37T
020	6A830-1497-0	CASE,DIFFERENTIAL	CARTER DE DIFF.	DIFFERENTIALGEHAEUSE	1	1		
030	6A320-1496-0	SHAFT,DIFF.PINION	ARBRE DU PIGNON	DIFF.KEGELRADWELLE	1	1		
040	6A370-1492-0	GEAR,BEVEL	ENGRENAGE CONIQUE	ANTRIEBSKEGELRAD	2	2		
050	6C040-1493-0	GEAR,DIFF.SIDE	PLANETAIRE	GETRIEBE, DIFF.SEITE	2	2		
060	67211-1517-0	SHIM	CALE	BEILAGE	2	2		0.80mm
060	67211-1516-0	SHIM	CALE	BEILAGE	2	2		1.00mm
060	67211-1518-0	SHIM	CALE	BEILAGE	2	2		1.20mm
070	66591-1478-3	PIN,STRAIGHT	GOUPILLE CYLINDLIQUE	ZYLINDERSTIFT	1	1		
080	66591-1479-2	PIN,KNOCK	PIVOT DE FUSEE	ZYLINDERSTIFT	1	1		
090	67810-5668-0	BOLT,UBS	VIS	BOLZEN	4	4		
100	08101-06009	BEARING,BALL	ROULEMENT A BILLES	KUGELLAGER	1	1		
105	08101-06010	BEARING,BALL	ROULEMENT A BILLES	KUGELLAGER	1	1		
110	66591-1499-0	SHIM,DIFF.SIDE	CALE DE PIGN.PLANET.	DISTANZSCHEIBE	1	1		0.20mm
110	66591-1498-0	SHIM,DIFF.SIDE	CALE DE PIGN.PLANET.	DISTANZSCHEIBE	1	1		0.50mm
115	66611-1515-0	SHIM,DIFF.SIDE	CALE DE PIGN.PLANET.	DISTANZSCHEIBE	1	1		0.20mm
115	66611-1514-0	SHIM,DIFF.SIDE	CALE DE PIGN.PLANET.	DISTANZSCHEIBE	1	1		0.50mm
120	04611-00750	CIR CLIP,INTERNAL	CIRCLIP	SPRENGRING	1	1		
130	6A600-1494-3	SHAFT,DIFF.GEAR LH	DEMI ARBRE D.	DIFF.GETRIEBEWELLE L	1	1		9T
140	6A600-1495-3	SHAFT,DIFF.GEAR RH	DEMI ARBRE G.	DIFF.GETRIEBEWELLE R	1	1		9T
150	PL501-1223-0	BEARING	ROULEMENT	KUGELLAGER	2	2		
160	6C392-8211-3	ASSY GEAR,BEVEL	ENS.ENGRENAGE CONIQ.	AUSST.KEGELRAD	1	1		

⟷ Interchangeable; ≠ not interchangeable; ⟵ new for old; ⟶ old for new

ohnerhorn.co.uk

D14300 FRONT WHEEL PROPELLER SHAFT
ARBRE D'ENTRAINEMENT AVANT
VORDERANTRIEBSWELLE

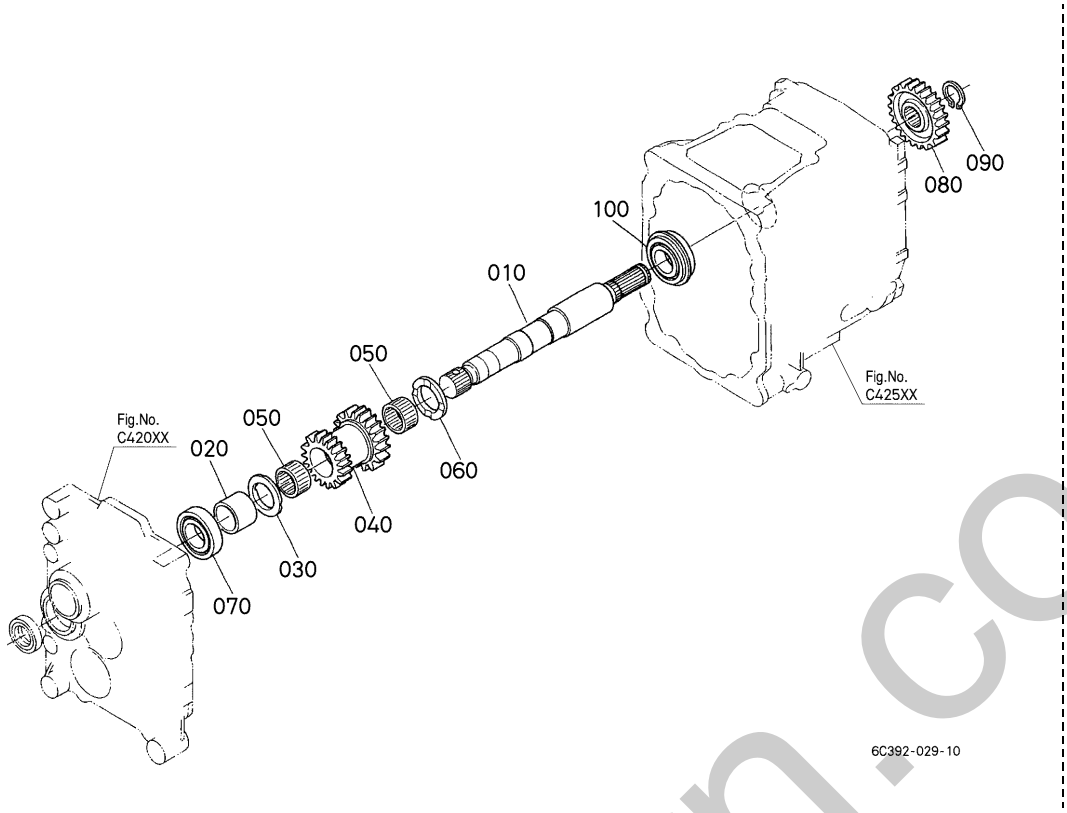

A:B1620D B:B1620DT

REF.No. POS.No. BILD-Nr.	PART No. REFERENCE BESELL-Nr.	PART NAME	DESIGNATION	BEZEICHNUNG	Q'TY/S.No. Q'TE/No.S. STUECK/S.Nr. A	B	I.C.	REMARKS REMARQUES BEMERKUNGEN
010	6C080-1481-0	SHAFT,4WD	ARBRE DE 4RM	VOLDERANTRIEBSWELLE	1	1		
020	6A320-1483-0	COLLAR	COLLIER	HUELSE	1	1		
030	62231-1477-0	COLLAR	COLLIER	HUELSE	1	1		
040	6A320-1482-0	GEAR,REVERSE	ENGRENAGE	GETRIEBE	1	1		15-17T
050	67061-1424-0	BEARING,NEEDLE	ROULEMENT A AIGUILLE	NADELLAGER	2	2		
060	62231-1452-0	COLLAR	COLLIER	HUELSE	1	1		
070	08151-06204	BEARING,BALL	ROULEMENT A BILLES	KUGELLAGER	1	1		
080	6C040-1484-0	GEAR,FWD	ENGRENAGE	GETRIEBE	1	1		20T
090	04612-00190	CIR CLIP,EXTERNAL	CIRCLIP	SPRENGRING,AUSSEN	1	1		
100	6A700-1655-0	BEARING,BALL	ROULEMENT A BILLES	KUGELLAGER	1	1		

⟷ Interchangeable; ≠ not interchangeable; ⟵ new for old; ⟶ old for new

silverthorn.co.uk

D14600 1ST SHAFT
1EME ARBRE
ZUERST-WELLE

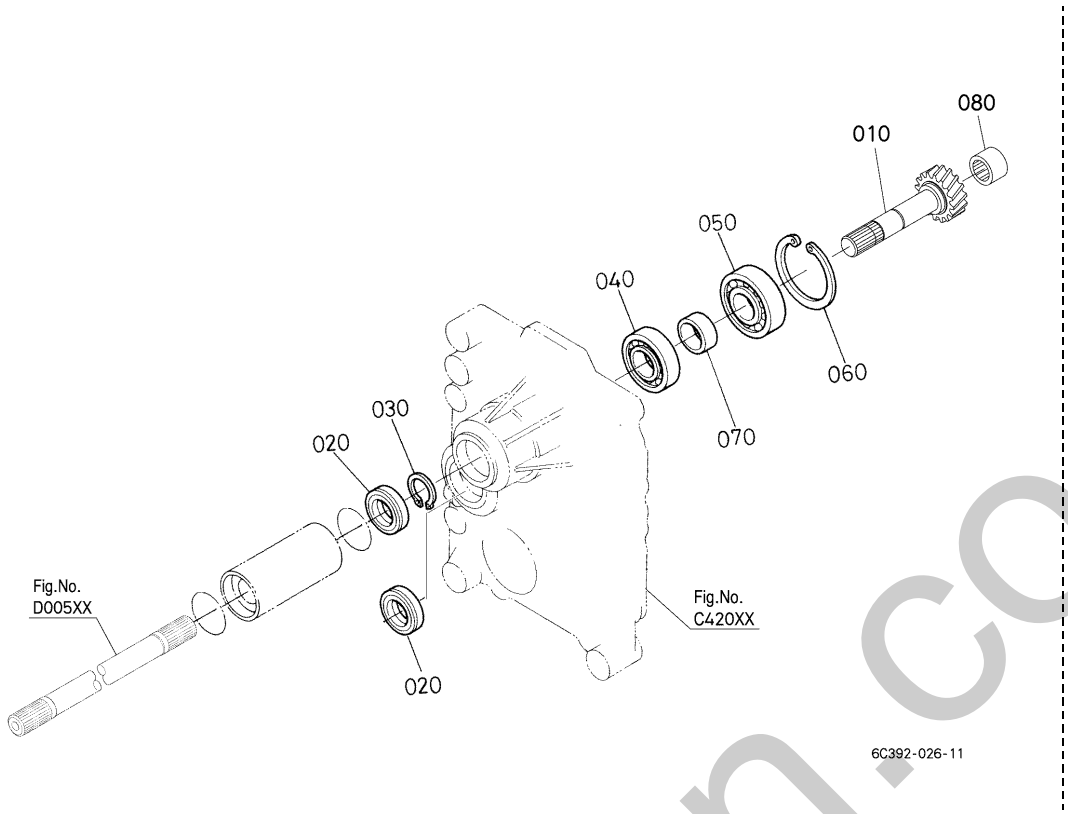

A:B1620D B:B1620DT

REF.No. POS.No. BILD-Nr.	PART No. REFERENCE BESELL-Nr.	PART NAME	DESIGNATION	BEZEICHNUNG	Q'TY/S.No. Q'TE/No.S. STUECK/S.Nr. A	B	I.C.	REMARKS REMARQUES BEMERKUNGEN
010	6C392-1411-0	SHAFT,GEAR 1ST	ARBRE ENGRENAGE 1ERE	GETRIEBEWELLE 1ST	1	1		16T
020	09500-20358	SEAL,OIL	BAGUE JOINT	OELDICHTUNGSRING	2	2		
030	04612-00200	CIR CLIP,EXTERNAL	CIRCLIP	SPRENGRING,AUSSEN	1	1		
040	6A700-1655-0	BEARING,BALL	ROULEMENT A BILLES	KUGELLAGER	1	1		
050	T2050-2341-0	BEARING,BALL	ROULEMENT A BILLES	KUGELLAGER	1	1		
060	04611-00520	CIR CLIP,INTERNAL	CIRCLIP	SPRENGRING	1	1		
070	6A320-1415-0	COLLAR	COLLIER	HUELSE	1	1		
080	6A320-1413-0	BEARING,NEEDLE	ROULEMENT A AIGUILLE	NADELLAGER	1	1		

⟷ Interchangeable; ≠ not interchangeable; ⟵ new for old; ⟶ old for new

silverhorn.co.uk

D14900 2ND SHAFT 2EME ARBRE ZWEIT-WELLE

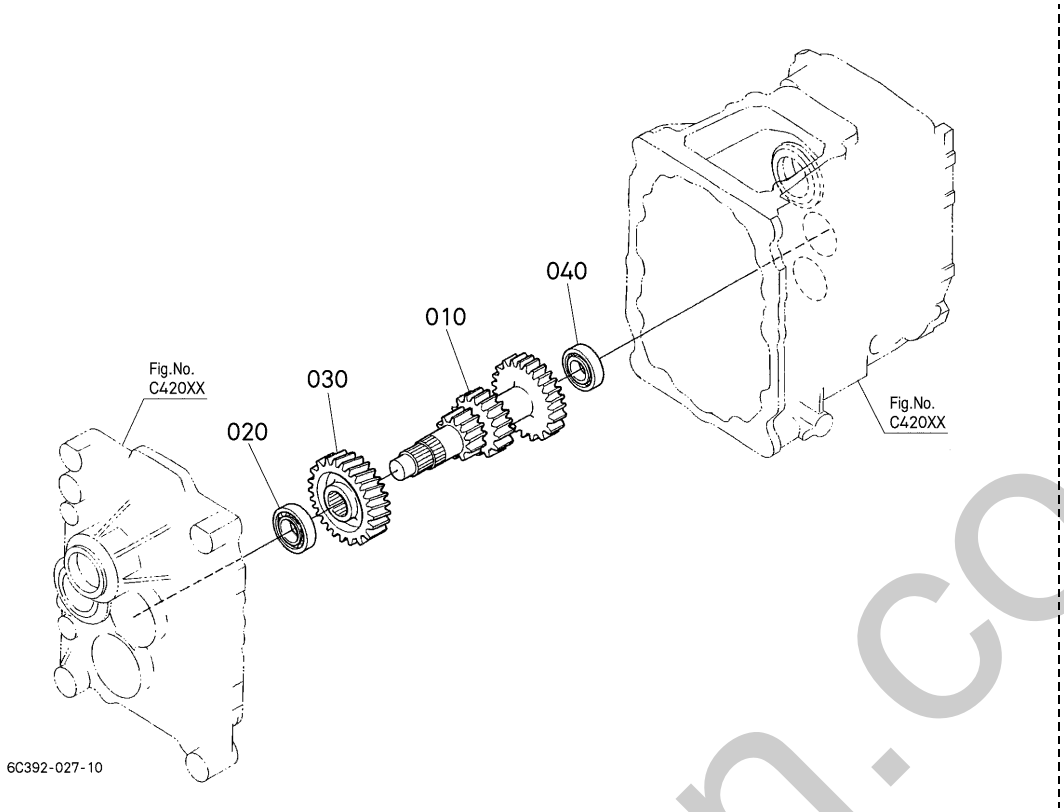

A:B1620D B:B1620DT

REF.No. POS.No. BILD-Nr.	PART No. REFERENCE BESELL-Nr.	PART NAME	DESIGNATION	BEZEICHNUNG	Q'TY/S.No. Q'TE/No.S. STUECK/S.Nr. A	B	I.C.	REMARKS REMARQUES BEMERKUNGEN
010	6A330-1421-0	GEAR-SHAFT 2ND	ARBRE ENGRENAGE 2EME	GETRIEBEWELLE ZWEIT	1	1		11-13-18T
020	T2050-2347-0	BEARING,BALL	ROULEMENT A BILLES	KUGELLAGER	1	1		
030	6C392-1422-0	GEAR	ENGRENAGE	GETRIEBE	1	1		26T
040	6A700-1661-0	BEARING,BALL	ROULEMENT A BILLES	KUGELLAGER	1	1		

⟷ Interchangeable; ≠ not interchangeable; ⟵ new for old; ⟶ old for new

silverhorn.co.uk

D15200 3RD SHAFT / 4TH SHAFT
3EME ARBRE / 4EME ARBRE
DRITT-WELLE / VIERT-WELLE

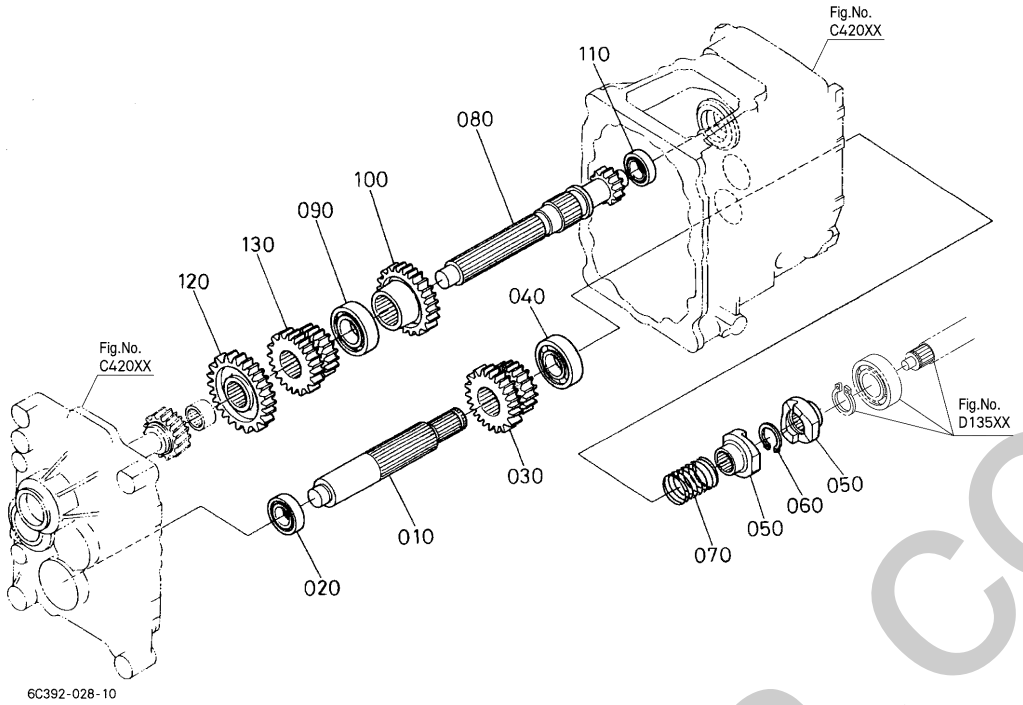

A:B1620D B:B1620DT

REF.No. POS.No. BILD-Nr.	PART No. REFERENCE BESELL-Nr.	PART NAME	DESIGNATION	BEZEICHNUNG	Q'TY/S.No. Q'TE/No.S. STUECK/S.Nr. A	B	I.C.	REMARKS REMARQUES BEMERKUNGEN
010	6C080-1431-0	SHAFT,3RD	3EME ARBRE	DRITT-WELLE	1	1		
020	08101-06303	BEARING,BALL	ROULEMENT A BILLES	KUGELLAGER	1	1		
030	6C080-1432-0	GEAR	ENGRENAGE	GETRIEBE	1	1		17-13T
040	08101-06304	BEARING,BALL	ROULEMENT A BILLES	KUGELLAGER	1	1		
050	6C040-1452-0	CAM,ONE WAY CLUTCH	CAME A SENS UNIQ.EMB	NOCKE	2	2		
060	04612-00190	CIR CLIP,EXTERNAL	CIRCLIP	SPRENGRING,AUSSEN	1	1		
070	6C040-1453-0	SPRING	RESSORT	FRUEHLING	1	1		
080	6A320-1441-0	GEAR-SHAFT 4TH	ARBRE ENGRENAGE 4EME	GETRIEBEWELLE VIERT	1	1		
090	08101-06205	BEARING,BALL	ROULEMENT A BILLES	KUGELLAGER	1	1		
100	6C042-1445-0	GEAR	ENGRENAGE	GETRIEBE	1	1		23T
110	08101-06302	BEARING,BALL	ROULEMENT A BILLES	KUGELLAGER	1	1		
120	6C392-1446-0	GEAR	ENGRENAGE	GETRIEBE	1	1		26T
130	6A320-1444-0	GEAR	ENGRENAGE	GETRIEBE	1	1		13-17T

⟷ Interchangeable; ≠ not interchangeable; ⟵ new for old; ⟶ old for new

silverthorn.co.uk

D20100 MAIN GEAR SHIFT FORK
FOURCHETTE DE CHANGEMENT DE VITESSES
HAUPTSCHALTGABEL

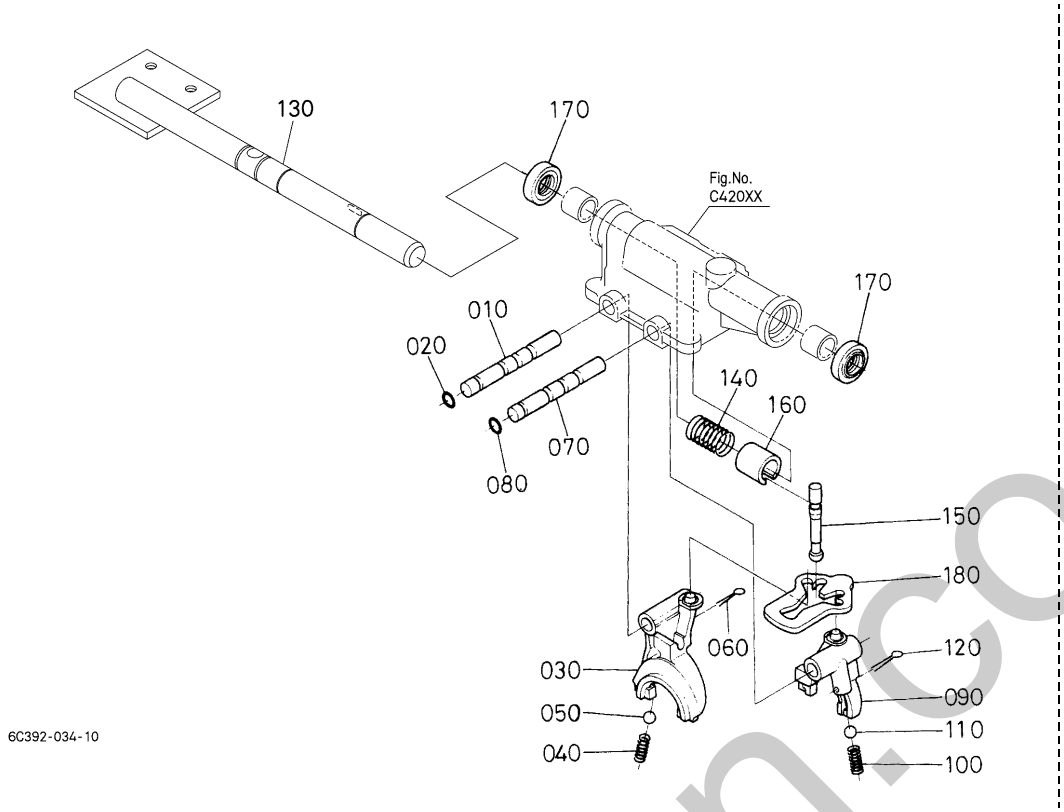

A:B1620D B:B1620DT

REF.No. POS.No. BILD-Nr.	PART No. REFERENCE BESELL-Nr.	PART NAME	DESIGNATION	BEZEICHNUNG	Q'TY/S.No. Q'TE/No.S. STUECK/S.Nr. A	B	I.C.	REMARKS REMARQUES BEMERKUNGEN
010	6C040-1811-0	ROD,FORK	AXE DE FOURCHETTE	GABELSPURSTANGE	1	1		
020	04816-06100	O RING	JOINT TORIQUE	O RING	1	1		
030	6C040-1812-0	FORK,BACK SHIFT	FOURCHETTE	SCHALTGABEL	1	1		
040	67156-1815-0	SPRING,SHIFT FORK	RESSORT	FEDER	1	1		
050	07715-00803	BALL	BILLE	KUGEL	1	1		
060	05511-50322	PIN,SPLIT	GOUPILLE FENDUE	SPLINTSTIFT	1	1		
070	6C040-1811-0	ROD,FORK	AXE DE FOURCHETTE	GABELSPURSTANGE	1	1		
080	04816-06100	O RING	JOINT TORIQUE	O RING	1	1		
090	6C040-1814-0	FORK,MAIN SHIFT	FOURCHETTE	SCHALTGABEL	1	1		
100	67156-1815-0	SPRING,SHIFT FORK	RESSORT	FEDER	1	1		
110	07715-00803	BALL	BILLE	KUGEL	1	1		
120	05511-50322	PIN,SPLIT	GOUPILLE FENDUE	SPLINTSTIFT	1	1		
130	6C392-1821-0	SHAFT,MAIN SHIFT ARM	ARBRE	WELLE	1	1		
140	6A100-1822-0	SPRING	RESSORT	FRUEHLING	1	1		
150	6C040-1825-2	ARM,MAIN SHIFT	BRAS DE COMMANDE	ARM	1	1		
160	6C040-1823-0	COLLAR	COLLIER	HUELSE	1	1		
170	6C040-1829-0	SEAL,OIL	BAGUE JOINT	OELDICHTUNGSRING	2	2		
180	6A100-1826-0	PLATE,CHECK	PLAQUE	PLATTE	1	1		

⟷ Interchangeable; ≠ not interchangeable; ⟵ new for old; ⟶ old for new

shenhorn.co.uk

D21700 RANGE GEAR SHIFT FORK
FOURCHETTE DE CHANGEMENT DE VITESSES
DREHZAHLBEREICHSSCHALTGABEL

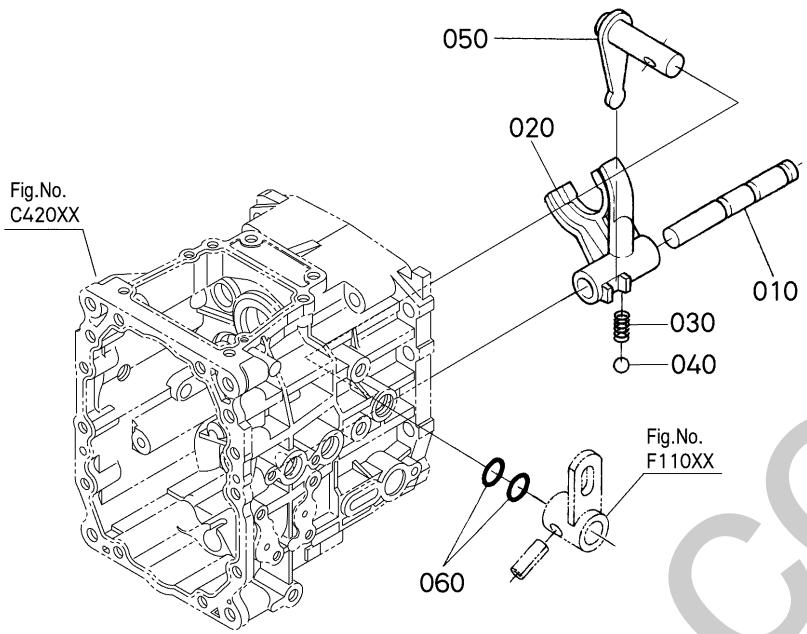

6C392-035-10

A:B1620D B:B1620DT

REF.No. POS.No. BILD-Nr.	PART No. REFERENCE BESELL-Nr.	PART NAME	DESIGNATION	BEZEICHNUNG	Q'TY/S.No. Q'TE/No.S. STUECK/S.Nr. A	B	I.C.	REMARKS REMARQUES BEMERKUNGEN
010	6C040-1841-0	ROD,FORK	AXE DE FOURCHETTE	GABELSPURSTANGE	1	1		
020	6C040-1842-0	FORK,RANGE SHIFT	FOURCHETTE	SCHALTGABEL	1	1		
030	62061-1826-0	SPRING,STOPPER	RESSORT D'ARRET	FESTHALTE-FEDER	1	1		
040	07715-01605	BALL	BILLE	KUGEL	1	1		
050	6C040-1851-0	ARM,RANGE SHIFT	BRAS DE COMMANDE	ARM	1	1		
060	04816-00160	O RING	JOINT TORIQUE	O RING	2	2		

⟷ Interchangeable; ≠ not interchangeable; ⟵ new for old; ⟶ old for new

silverhorn.co.uk

D22000 PTO SHIFT FORK
FOURCHTTE DE PDF
ZAPFSCHALTGABEL

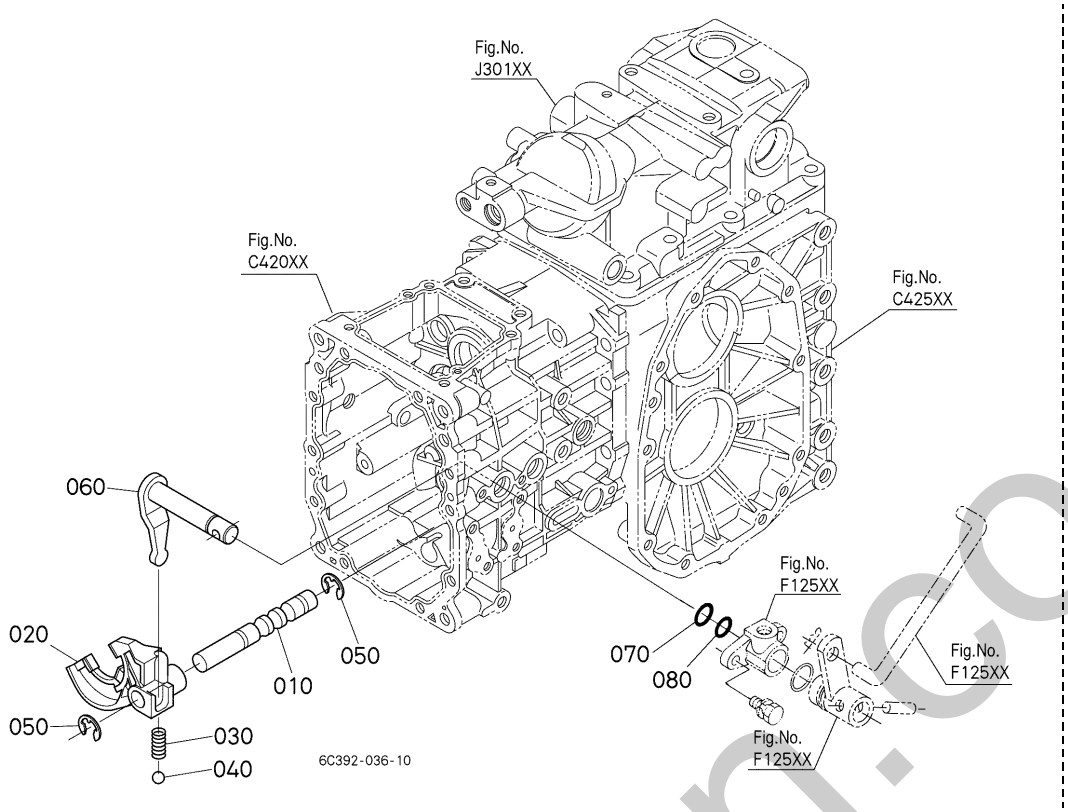

A:B1620D B:B1620DT

REF.No. POS.No. BILD-Nr.	PART No. REFERENCE BESELL-Nr.	PART NAME	DESIGNATION	BEZEICHNUNG	Q'TY/S.No. Q'TE/No.S. STUECK/S.Nr. A	B	I.C.	REMARKS REMARQUES BEMERKUNGEN
010	6C080-1861-0	ROD,FORK	AXE DE FOURCHETTE	GABELSPURSTANGE	1	1		
020	6C090-1862-3	FORK,PTO SHIFT	FOURCHETTE	SCHALTGABEL	1	1		
030	62061-1826-0	SPRING,STOPPER	RESSORT D'ARRET	FESTHALTE-FEDER	1	1		
040	07715-01605	BALL	BILLE	KUGEL	1	1		
050	04613-50120	CIR CLIP,EXTERNAL	CIRCLIP	SPRENGRING,AUSSEN	2	2		
060	6C080-1871-0	ARM,PTO SHIFT	BRAS	ZAPFWELLENARM	1	1		
070	04816-00160	O RING	JOINT TORIQUE	O RING	1	1		
080	04811-10140	O RING	JOINT TORIQUE	O RING	1	1		

⟷ Interchangeable; ≠ not interchangeable; ⟵ new for old; ⟶ old for new

silverhorn.co.uk

D22500 REAR DIFFERENTIAL LOCK SHIFT FORK
FOURCHETTE DE BLOCAGE DIFFERENTIEL
FOURCHETTE FUR DIFFERENTIALSPERRE

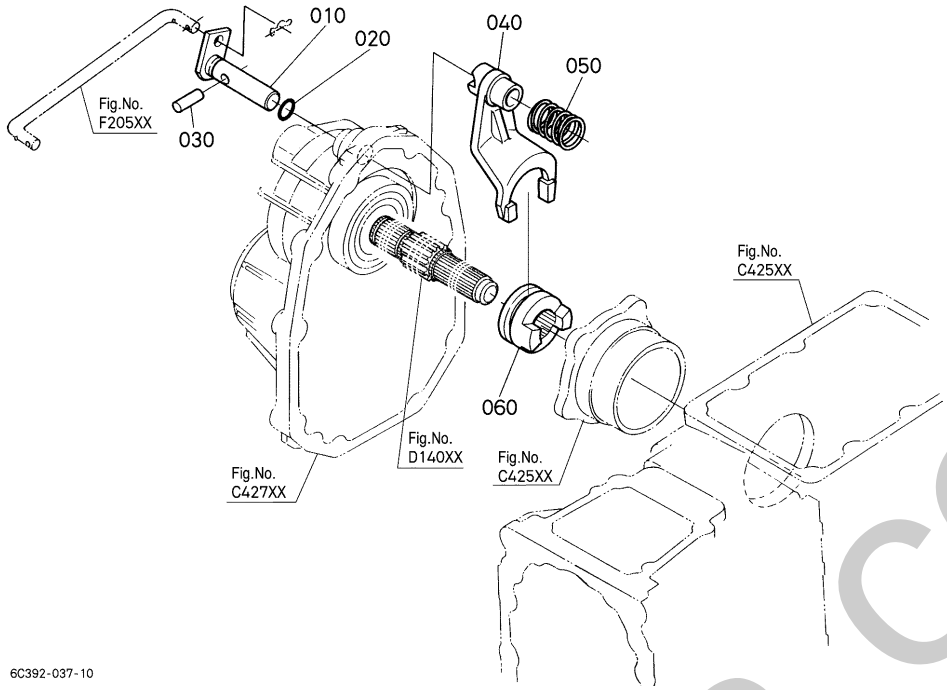

A:B1620D B:B1620DT

REF.No. POS.No. BILD-Nr.	PART No. REFERENCE BESELL-Nr.	PART NAME	DESIGNATION	BEZEICHNUNG	Q'TY/S.No. Q'TE/No.S. STUECK/S.Nr. A	B	I.C.	REMARKS REMARQUES BEMERKUNGEN
010	6A100-1912-0	ROD,FORK	AXE DE FOURCHETTE	GABELSPURSTANGE	1	1		
020	04816-06120	O RING	JOINT TORIQUE	O RING	1	1		
030	6A100-1913-0	PIN	GOUPILLE	STIFT	1	1		
040	6C040-1911-0	FORK,DIFF.LOCK SHIFT	FOURCHE DE BLOC.DIFF	GABEL,AUSG.SCHICHT	1	1		
050	6C040-1913-0	SPRING	RESSORT	FEDER	1	1		
060	66611-1513-0	CLUTCH,DIFF.LOCK	BLOC.DIFF.D'EMBRAY	KUPPLUNG	1	1		

⟷ Interchangeable; ≠ not interchangeable; ⟵ new for old; ⟶ old for new

silverhorn.co.uk

D30100 REAR AXLE
ESSIEU ARRIERE
HINTERRADACHSE

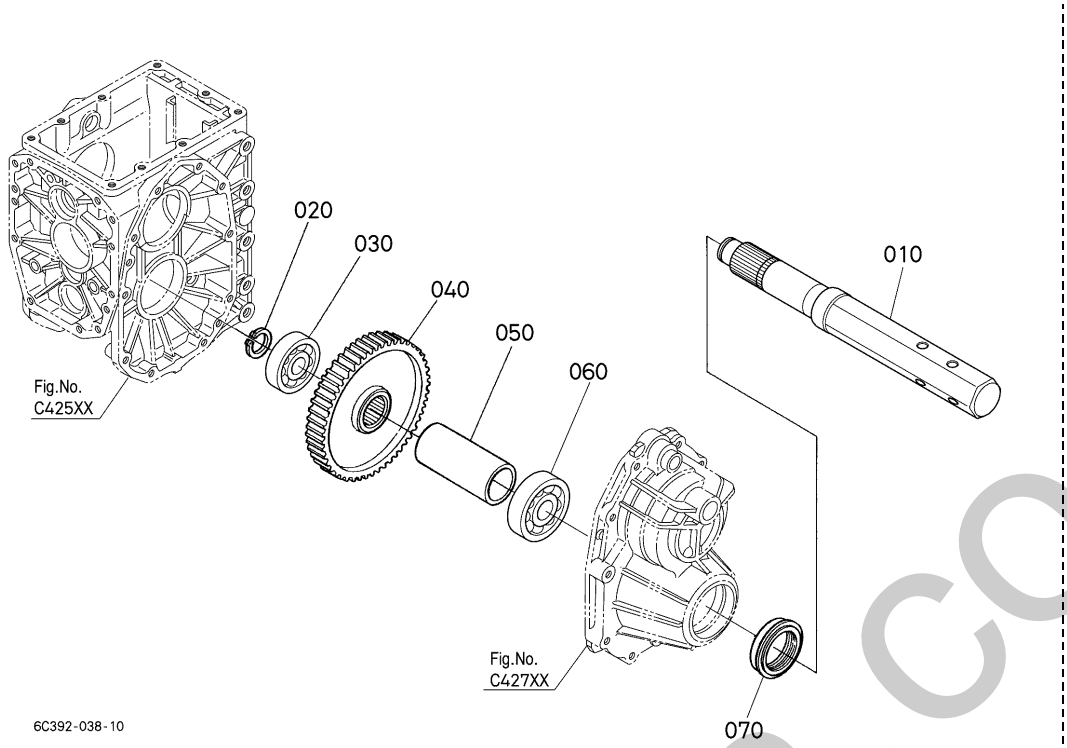

A:B1620D B:B1620DT

REF.No. POS.No. BILD-Nr.	PART No. REFERENCE BESELL-Nr.	PART NAME	DESIGNATION	BEZEICHNUNG	Q'TY/S.No. Q'TE/No.S. STUECK/S.Nr. A	B	I.C.	REMARKS REMARQUES BEMERKUNGEN
010	6A320-1711-0	SHAFT,AXLE	ARBRE DE PONT	HINTERRADACHSE	2	2		
020	04612-00300	CIR CLIP,EXTERNAL	CIRCLIP	SPRENGRING,AUSSEN	2	2		
030	08101-06306	BEARING,BALL	ROULEMENT A BILLES	KUGELLAGER	2	2		
040	6A600-1713-0	GEAR	ENGRENAGE	GETRIEBE	2	2		
050	6A320-1714-0	COLLAR	COLLIER	HUELSE	2	2		
060	6A700-1659-0	BEARING,BALL	ROULEMENT A BILLES	KUGELLAGER	2	2		
070	09500-00014	SEAL,OIL	BAGUE JOINT	OELDICHTUNGSRING	2	2		

⟷ Interchangeable; ≠ not interchangeable; ⟵ new for old; ⟶ old for new

silverthorn.co.uk

D31001 REAR WHEEL (7-16)
ROUE ARRIERE (7-16)
HINTERRAD (7-16)

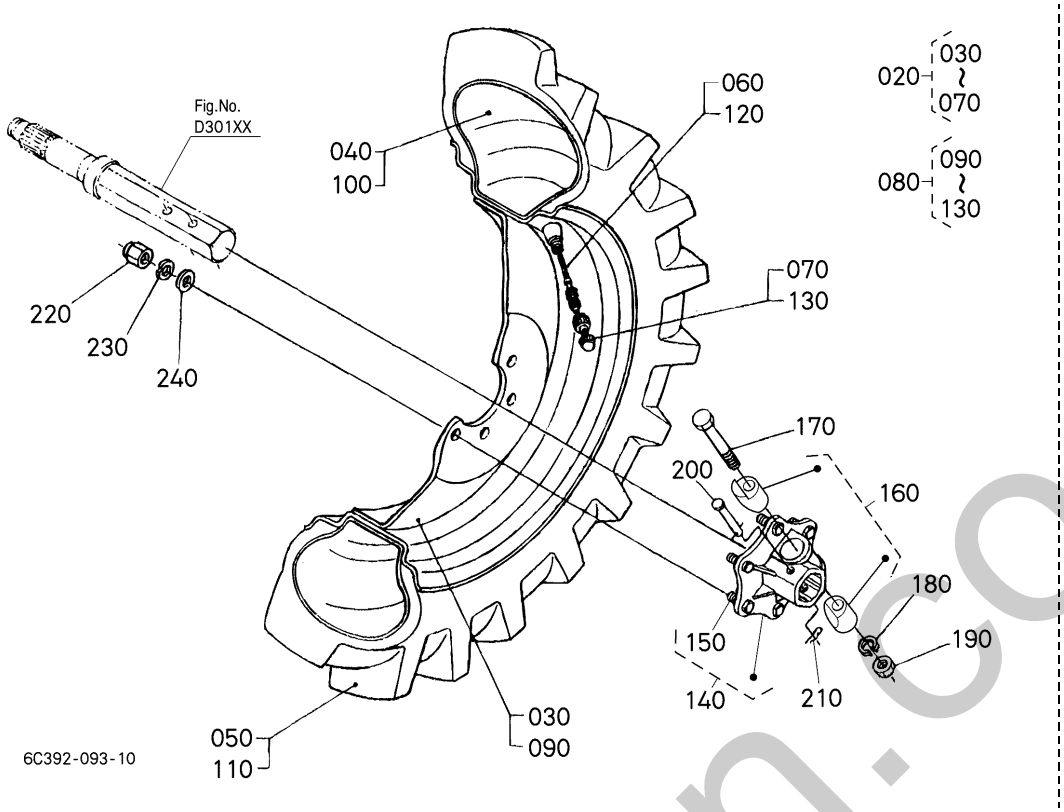

A:B1620D B:B1620DT

REF.No. POS.No. BILD-Nr.	PART No. REFERENCE BESELL-Nr.	PART NAME	DESIGNATION	BEZEICHNUNG	Q'TY/S.No. Q'TE/No.S. STUECK/S.Nr. A	B	I.C.	REMARKS REMARQUES BEMERKUNGEN
010	----	BLANK	BLANC	LEERE SPALTE	-	-		
020	6C080-1752-0	ASSY TIRE	ENS.PNEU	GRP.REIFEN	1	1		
030	6C080-1754-0	WHEEL	ROUE	RAD	1	1		
040	35220-4375-0	TUBE	TUYAU	SCHLAUCH	1	1		
050	96017-2322-0	TIRE	PNEU	REIFEN	1	1		
060	32150-2774-0	CORE,VALVE	OBUS	VENTIL	1	1		
070	38240-1169-0	CAP,VALVE	CHAPEAU DE SOUPAPE	VENTILKAPPE	1	1		
080	6C080-1753-0	ASSY TIRE	ENS.PNEU	GRP.REIFEN	1	1		
090	6C080-1754-0	WHEEL	ROUE	RAD	1	1		
100	35220-4375-0	TUBE	TUYAU	SCHLAUCH	1	1		
110	96017-2322-0	TIRE	PNEU	REIFEN	1	1		
120	32150-2774-0	CORE,VALVE	OBUS	VENTIL	1	1		
130	38240-1169-0	CAP,VALVE	CHAPEAU DE SOUPAPE	VENTILKAPPE	1	1		
140	6C040-1741-3	ASSY HUB,WHEEL	ENS.MOYEU DE ROUE	GRP.SECHSKANTNABE	2	2		
150	66704-1731-3	BOLT	VIS	BOLZEN	12	12		
160	6C190-1745-2	KIT COTTER	JEU DE CLAVETTE	GRP.KEIL	2	2		
170	01173-51695	BOLT	VIS	BOLZEN	2	2		
180	04512-60160	WASHER,SPRING	RONDELLE GROWER	FEDERRING	2	2		
190	02174-50160	NUT	ECROU	MUTTER	2	2		
200	63733-1727-0	PIN,WHEEL TUBE	VALVE DE CHAMB.A AIR	STIFT	2	2		
210	62131-1729-0	PIN	GOUPILLE	STIFT	2	2		
220	35340-1139-0	NUT	ECROU	MUTTER	12	12		
230	04512-60140	WASHER,SPRING	RONDELLE GROWER	FEDERRING	12	12		
240	04013-60140	WASHER,PLAIN	RONDELLE FREIN	SCHEIBE	12	12		

⟷ Interchangeable; ≠ not interchangeable; ⟵ new for old; ⟶ old for new

mtenthorn.co.uk

D31002 REAR WHEEL (8-16)
ROUE ARRIERE (8-16)
HINTERRAD (8-16)

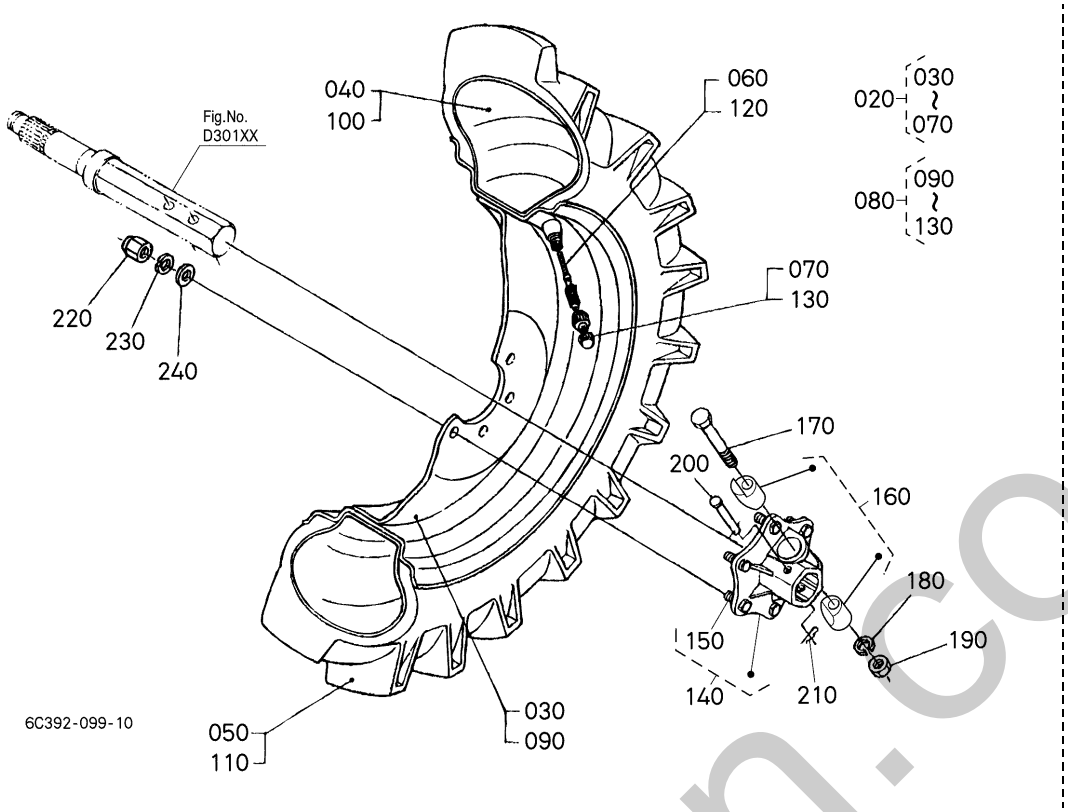

A:B1620D B:B1620DT

REF.No. POS.No. BILD-Nr.	PART No. REFERENCE BESELL-Nr.	PART NAME	DESIGNATION	BEZEICHNUNG	Q'TY/S.No. Q'TE/No.S. STUECK/S.Nr. A	B	I.C.	REMARKS REMARQUES BEMERKUNGEN
010	----	BLANK	BLANC	LEERE SPALTE	-	-		
020	6C080-1772-0	ASSY TIRE	ENS.PNEU	GRP.REIFEN	1	1		
030	6C080-1754-0	WHEEL	ROUE	RAD	1	1		
040	37800-4375-0	TUBE	TUYAU	SCHLAUCH	1	1		
050	6C080-1775-0	TIRE	PNEU	REIFEN	1	1		
060	32150-2774-0	CORE,VALVE	OBUS	VENTIL	1	1		
070	38240-1169-0	CAP,VALVE	CHAPEAU DE SOUPAPE	VENTILKAPPE	1	1		
080	6C080-1773-0	ASSY TIRE	ENS.PNEU	GRP.REIFEN	1	1		
090	6C080-1754-0	WHEEL	ROUE	RAD	1	1		
100	37800-4375-0	TUBE	TUYAU	SCHLAUCH	1	1		
110	6C080-1775-0	TIRE	PNEU	REIFEN	1	1		
120	32150-2774-0	CORE,VALVE	OBUS	VENTIL	1	1		
130	38240-1169-0	CAP,VALVE	CHAPEAU DE SOUPAPE	VENTILKAPPE	1	1		
140	6C040-1741-3	ASSY HUB,WHEEL	ENS.MOYEU DE ROUE	GRP.SECHSKANTNABE	2	2		
150	66704-1731-3	BOLT	VIS	BOLZEN	12	12		
160	6C190-1745-2	KIT COTTER	JEU DE CLAVETTE	GRP.KEIL	2	2		
170	01173-51695	BOLT	VIS	BOLZEN	2	2		
180	04512-60160	WASHER,SPRING	RONDELLE GROWER	FEDERRING	2	2		
190	02174-50160	NUT	ECROU	MUTTER	2	2		
200	63733-1727-0	PIN,WHEEL TUBE	VALVE DE CHAMB.A AIR	STIFT	2	2		
210	62131-1729-0	PIN	GOUPILLE	STIFT	2	2		
220	35340-1139-0	NUT	ECROU	MUTTER	12	12		
230	04512-60140	WASHER,SPRING	RONDELLE GROWER	FEDERRING	12	12		
240	04013-60140	WASHER,PLAIN	RONDELLE FREIN	SCHEIBE	12	12		

⟷ Interchangeable; ≠ not interchangeable; ⟵ new for old; ⟶ old for new

shirehorn.co.uk

D31003 REAR WHEEL (9.5-16)
ROUE ARRIERE (9.5-16)
HINTERRAD (9.5-16)

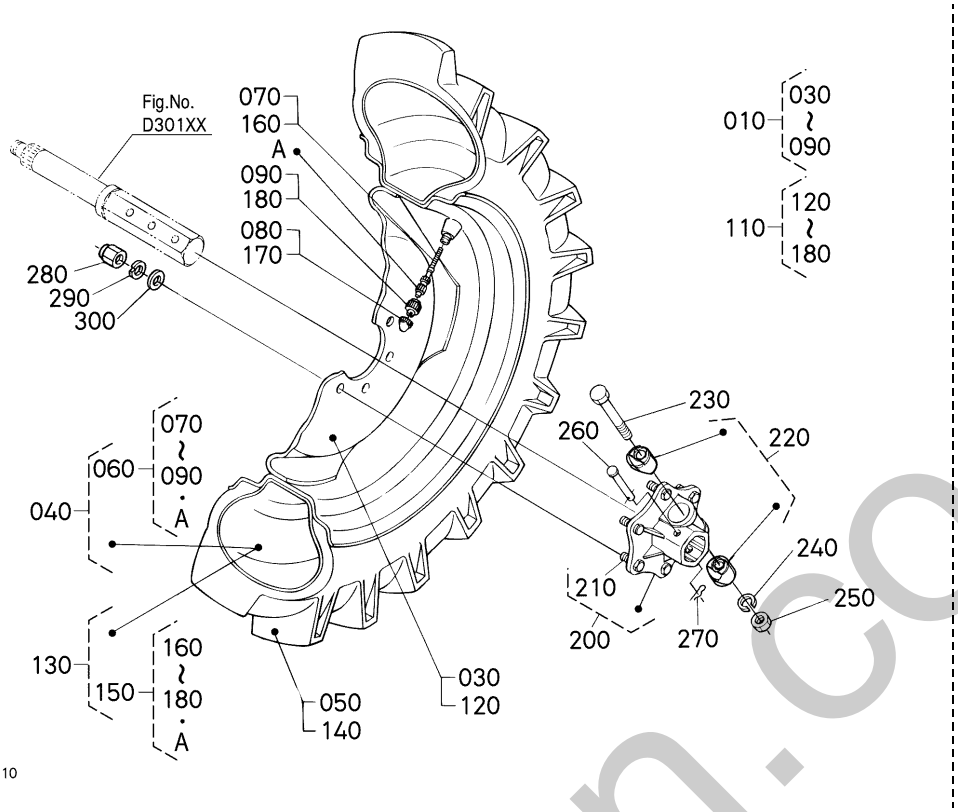

A:B1620D B:B1620DT

REF.No. POS.No. BILD-Nr.	PART No. REFERENCE BESELL-Nr.	PART NAME	DESIGNATION	BEZEICHNUNG	Q'TY/S.No. Q'TE/No.S. STUECK/S.Nr. A	B	I.C.	REMARKS REMARQUES BEMERKUNGEN
010	66416-1751-0	ASSY REAR WHEEL,LH	ROUE ARRIERE COMP.G.	GRP.HINTERRAD	1	1		
020	----	BLANK	BLANC	LEERE SPALTE	-	-		
030	66416-1752-0	WHEEL	JANTE	RAD	1	1		
040	96019-1212-0	TUBE	TUYAU	SCHLAUCH	1	1		
050	96019-1213-0	TIRE	PNEU	REIFEN	1	1		
060	32270-2773-0	HOUSING,VALVE CORE	ADAPTATEUR	VENTILEINSATZGEHAEUS	1	1		
070	32150-2774-0	CORE,VALVE	OBUS	VENTIL	1	1		
080	38240-1169-0	CAP,VALVE	CHAPEAU DE SOUPAPE	VENTILKAPPE	1	1		
090	32270-2771-0	NUT,RIM	ECROU DE JANTE	MUTTER	1	1		
100	----	BLANK	BLANC	LEERE SPALTE	-	-		
110	66416-1754-0	ASSY REAR WHEEL,RH	ROUE ARRIERE COMP.D.	GRP.HINTERRAD	1	1		
120	66416-1752-0	WHEEL	JANTE	RAD	1	1		
130	96019-1212-0	TUBE	TUYAU	SCHLAUCH	1	1		
140	96019-1213-0	TIRE	PNEU	REIFEN	1	1		
150	32270-2773-0	HOUSING,VALVE CORE	ADAPTATEUR	VENTILEINSATZGEHAEUS	1	1		
160	32150-2774-0	CORE,VALVE	OBUS	VENTIL	1	1		
170	38240-1169-0	CAP,VALVE	CHAPEAU DE SOUPAPE	VENTILKAPPE	1	1		
180	32270-2771-0	NUT,RIM	ECROU DE JANTE	MUTTER	1	1		
190	----	BLANK	BLANC	LEERE SPALTE	-	-		
200	6C040-1741-3	ASSY HUB,WHEEL	ENS.MOYEU DE ROUE	GRP.SECHSKANTNABE	2	2		
210	66704-1731-3	BOLT	VIS	BOLZEN	12	12		
220	6C190-1745-2	KIT COTTER	JEU DE CLAVETTE	GRP.KEIL	2	2		
230	01173-51695	BOLT	VIS	BOLZEN	2	2		
240	04512-60160	WASHER,SPRING	RONDELLE GROWER	FEDERRING	2	2		
250	02174-50160	NUT	ECROU	MUTTER	2	2		
260	63733-1727-0	PIN,WHEEL TUBE	VALVE DE CHAMB.A AIR	STIFT	2	2		
270	62131-1729-0	PIN	GOUPILLE	STIFT	2	2		
280	35340-1139-0	NUT	ECROU	MUTTER	12	12		
290	04512-60140	WASHER,SPRING	RONDELLE GROWER	FEDERRING	12	12		
300	04013-60140	WASHER,PLAIN	RONDELLE FREIN	SCHEIBE	12	12		

⟷ Interchangeable; ≠ not interchangeable; ⟵ new for old; ⟶ old for new

swerhorn.co.uk

D31004 REAR WHEEL (212/80D-15)
ROUE ARRIERE (212/80D-15)
HINTERRAD (212/80D-15)

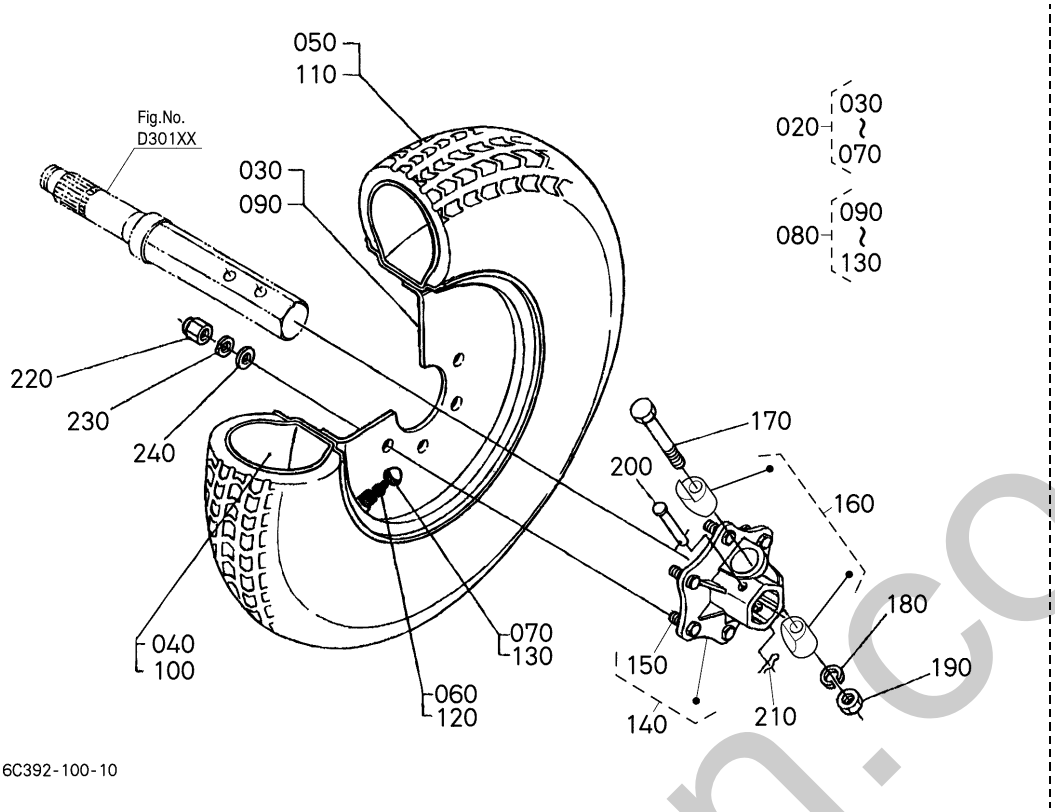

A:B1620D B:B1620DT

REF.No. POS.No. BILD-Nr.	PART No. REFERENCE BESELL-Nr.	PART NAME	DESIGNATION	BEZEICHNUNG	Q'TY/S.No. Q'TE/No.S. STUECK/S.Nr. A	B	I.C.	REMARKS REMARQUES BEMERKUNGEN
010	----	BLANK	BLANC	LEERE SPALTE	-	-		
020	6C080-1782-0	ASSY TIRE	ENS.PNEU	GRP.REIFEN	1	1		
030	6C080-1784-0	WHEEL	ROUE	RAD	1	1		
040	96016-5312-0	TUBE	TUYAU	SCHLAUCH	1	1		
050	96016-5313-0	TIRE	PNEU	REIFEN	1	1		
060	32150-2774-0	CORE,VALVE	OBUS	VENTIL	1	1		
070	38240-1169-0	CAP,VALVE	CHAPEAU DE SOUPAPE	VENTILKAPPE	1	1		
080	6C080-1783-0	ASSY TIRE	ENS.PNEU	GRP.REIFEN	1	1		
090	6C080-1784-0	WHEEL	ROUE	RAD	1	1		
100	96016-5312-0	TUBE	TUYAU	SCHLAUCH	1	1		
110	96016-5313-0	TIRE	PNEU	REIFEN	1	1		
120	32150-2774-0	CORE,VALVE	OBUS	VENTIL	1	1		
130	38240-1169-0	CAP,VALVE	CHAPEAU DE SOUPAPE	VENTILKAPPE	1	1		
140	6C040-1741-3	ASSY HUB,WHEEL	ENS.MOYEU DE ROUE	GRP.SECHSKANTNABE	2	2		
150	66704-1731-3	BOLT	VIS	BOLZEN	12	12		
160	6C190-1745-2	KIT COTTER	JEU DE CLAVETTE	GRP.KEIL	2	2		
170	01173-51695	BOLT	VIS	BOLZEN	2	2		
180	04512-60160	WASHER,SPRING	RONDELLE GROWER	FEDERRING	2	2		
190	02174-50160	NUT	ECROU	MUTTER	2	2		
200	63733-1727-0	PIN,WHEEL TUBE	VALVE DE CHAMB.A AIR	STIFT	2	2		
210	62131-1729-0	PIN	GOUPILLE	STIFT	2	2		
220	35340-1139-0	NUT	ECROU	MUTTER	12	12		
230	04512-60140	WASHER,SPRING	RONDELLE GROWER	FEDERRING	12	12		
240	04013-60140	WASHER,PLAIN	RONDELLE FREIN	SCHEIBE	12	12		

⟷ Interchangeable; ≠ not interchangeable; ⟵ new for old; ⟶ old for new

mehorn.co.uk

D31005 REAR WHEEL (29*12.00-15)
ROUE ARRIERE (29*12.00-15)
HINTERRAD (29*12.00-15)

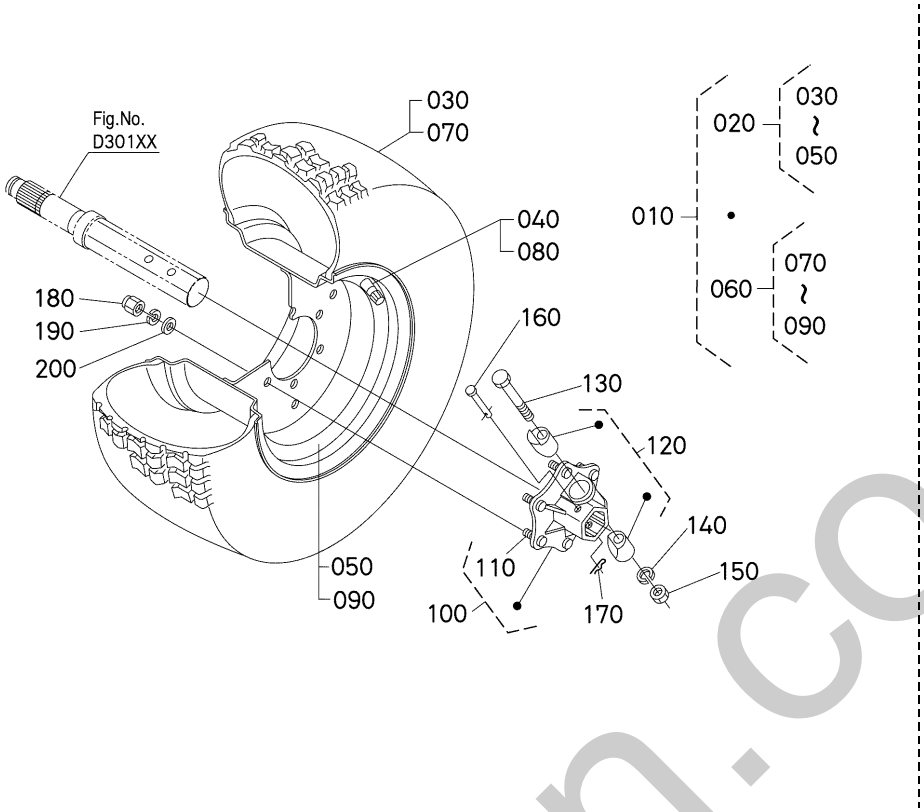

A:B1620D B:B1620DT

REF.No. POS.No. BILD-Nr.	PART No. REFERENCE BESELL-Nr.	PART NAME	DESIGNATION	BEZEICHNUNG	Q'TY/S.No. Q'TE/No.S. STUECK/S.Nr. A	B	I.C.	REMARKS REMARQUES BEMERKUNGEN
010	TA040-1173-0	TIRE,ASSY	ENS.PNEU	GRP.REIFEN	1	1		
020	TA040-1171-0	ASSY TIRE RH	ENS.PNEU D	GRP.RAD RH	1	1		
030	96016-6113-0	TIRE	PNEU	REIFEN	1	1		
040	34159-1185-0	VALVE,TIRE	SOUPAPE	VENTIL,RAD	1	1		
050	TA040-1170-0	WHEEL	ROUE	RAD	1	1		
060	TA040-1172-0	ASSY TIRE LH	ENS.PNEU G	GRP.RAD LH	1	1		
070	96016-6113-0	TIRE	PNEU	REIFEN	1	1		
080	34159-1185-0	VALVE,TIRE	SOUPAPE	VENTIL,RAD	1	1		
090	TA040-1170-0	WHEEL	ROUE	RAD	1	1		
100	6C040-1741-3	ASSY HUB,WHEEL	ENS.MOYEU DE ROUE	GRP.SECHSKANTNABE	2	2		
110	66704-1731-3	BOLT	VIS	BOLZEN	12	12		
120	6C190-1745-2	KIT COTTER	JEU DE CLAVETTE	GRP.KEIL	2	2		
130	01173-51695	BOLT	VIS	BOLZEN	2	2		
140	04512-60160	WASHER,SPRING	RONDELLE GROWER	FEDERRING	2	2		
150	02174-50160	NUT	ECROU	MUTTER	2	2		
160	63733-1727-0	PIN,WHEEL TUBE	VALVE DE CHAMB.A AIR	STIFT	2	2		
170	62131-1729-0	PIN	GOUPILLE	STIFT	2	2		
180	35340-1139-0	NUT	ECROU	MUTTER	12	12		
190	04512-60140	WASHER,SPRING	RONDELLE GROWER	FEDERRING	12	12		
200	04013-60140	WASHER,PLAIN	RONDELLE FREIN	SCHEIBE	12	12		

⟷ Interchangeable; ≠ not interchangeable; ⟵ new for old; ⟶ old for new

shernorn.co.uk

E00100 BRAKE FREIN BREMSE

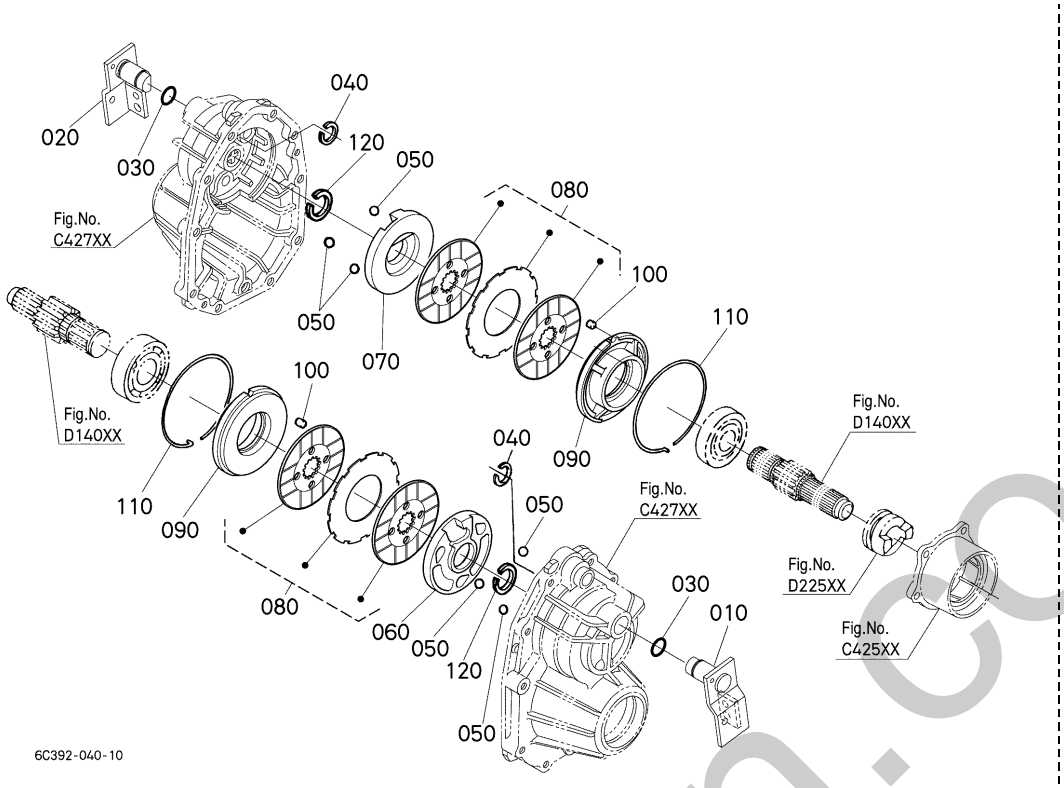

A:B1620D B:B1620DT

REF.No. POS.No. BILD-Nr.	PART No. REFERENCE BESELL-Nr.	PART NAME	DESIGNATION	BEZEICHNUNG	Q'TY/S.No. Q'TE/No.S. STUECK/S.Nr. A	B	I.C.	REMARKS REMARQUES BEMERKUNGEN
010	6C392-2236-0	LEVER,CAM LH	LEVIER A CAME G.	NOCKENHEBEL LS	1	1		
020	6C392-2246-0	LEVER,CAM RH	LEVIER A CAME D.	NOCKENHEBEL RS	1	1		
030	04816-00210	O RING	JOINT TORIQUE	O RING	2	2		
040	67061-1437-0	CIR-CLIP	CIRCLIP	SPRENGRING	2	2		
050	07715-00805	BALL	BILLE	KUGEL	6	6		
060	6A700-2232-0	ACTUATOR LH	ACTUATEUR G.	ANTRIEB LS	1	1		
070	6A700-2242-0	ACTUATOR RH	ACTUATEUR D.	ANTRIEB RS	1	1		
080	6A830-2230-0	ASSY BRAKE	ENS. FREIN	GRP.BREMS	2	2		
090	6A830-2238-0	HOLDER,BEARING	SUPPORT D'ENGRENAGE	LAGERHALTER	2	2		
100	6C040-2244-0	PIN	GOUPILLE	STIFT	2	2		
110	6A320-2239-0	CIR-CLIP,INTERNAL	CIRCLIP INTERNE	SPRENGRING,INNEN	2	2		
120	04612-00250	CIR CLIP,EXTERNAL	CIRCLIP	SPRENGRING,AUSSEN	2	2		

⟷ Interchangeable; ≠ not interchangeable; ⟵ new for old; ⟶ old for new

silverthorn.co.uk

E00500 BRAKE ROD
TIGE DE FREIN
BREMSSTANGE

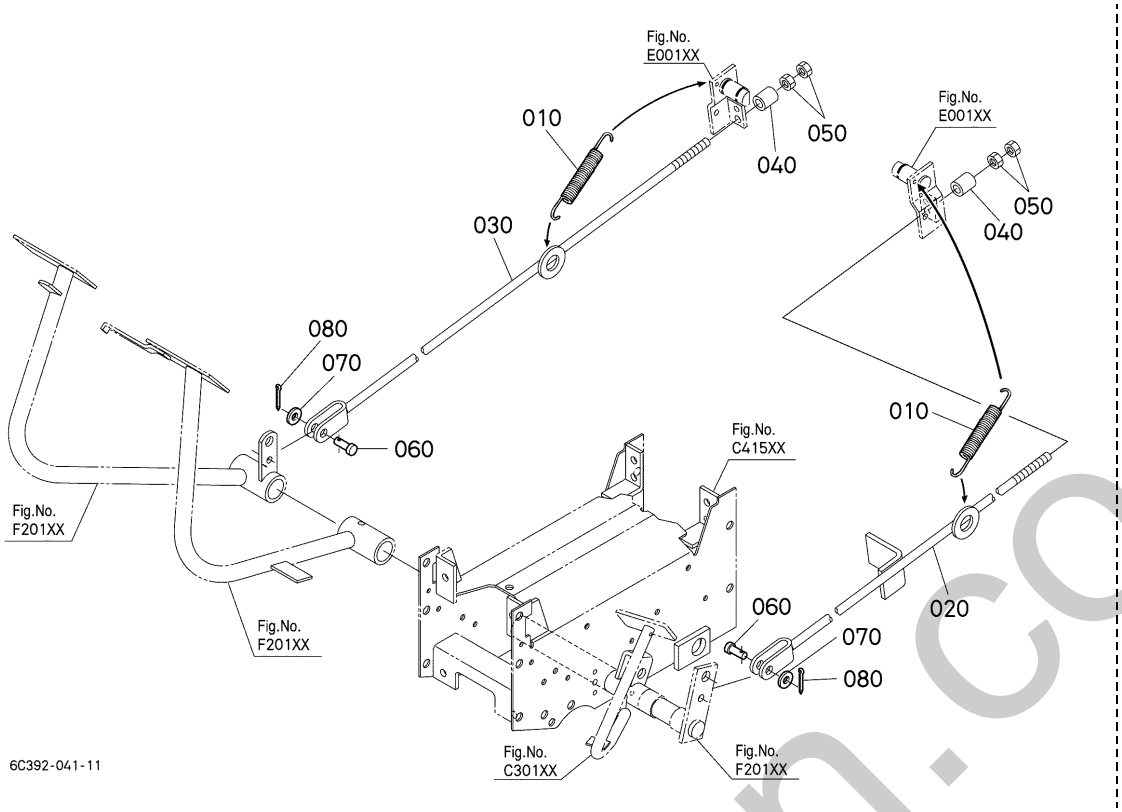

A:B1620D B:B1620DT

REF.No. POS.No. BILD-Nr.	PART No. REFERENCE BESELL-Nr.	PART NAME	DESIGNATION	BEZEICHNUNG	Q'TY/S.No. Q'TE/No.S. STUECK/S.Nr. A	B	I.C.	REMARKS REMARQUES BEMERKUNGEN
010	66621-4327-0	SPRING,BRAKE RETURN	RESSORT	FEDER	2	2		
020	6C392-4236-2	ROD,BRAKE LH	TIGE DE FREIN D.	BREMSSTANGE L	1	1		
030	6C392-4237-0	ROD,BRAKE RH	TIGE DE FREIN G.	BREMSSTANGE R	1	1		
040	KK121-4214-0	COLLAR	COLLIER	HUELSE	2	2		
050	02114-50080	NUT	ECROU	MUTTER	4	4		
060	05122-50822	PIN,JOINT	GOUPILLE	STIFT	2	2		
070	04013-60080	WASHER,PLAIN	RONDELLE FREIN	SCHEIBE	2	2		
080	05511-50218	PIN,SPLIT	GOUPILLE FENDUE	SPLINTSTIFT	2	2		

⟷ Interchangeable; ≠ not interchangeable; ⟵ new for old; ⟶ old for new

silverthorn.co.uk

E01500 PARKING BRAKE PEDAL
PEDALE FREIN DE STATIONNEMENT
HANDBREMSEPEDAL

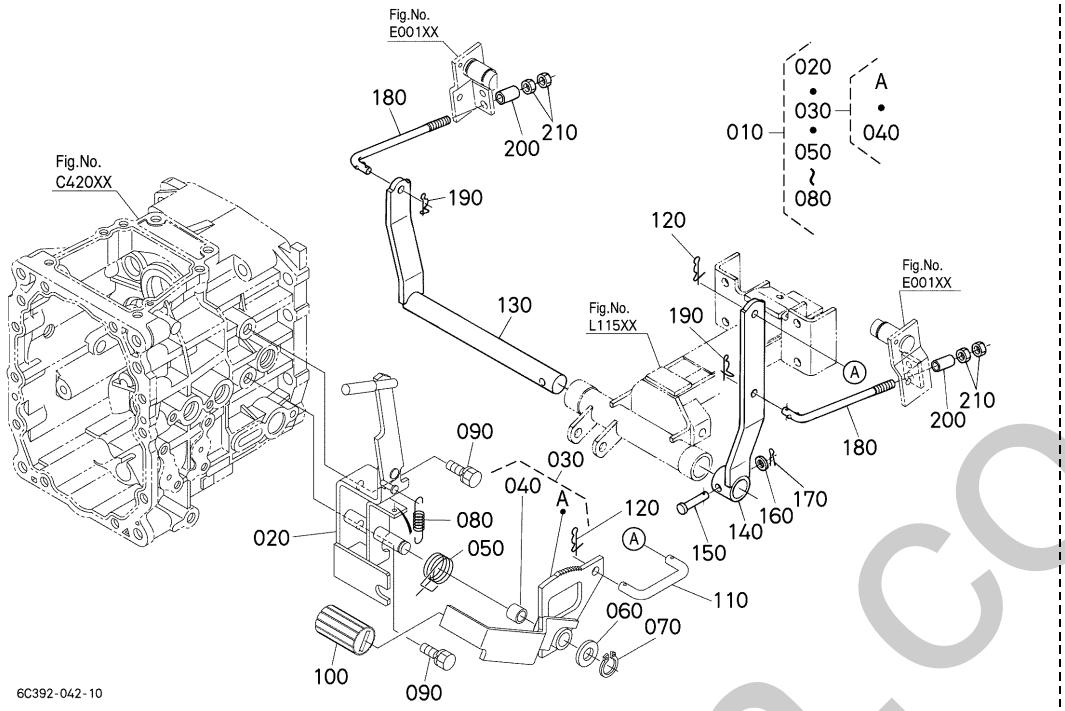

A:B1620D B:B1620DT

REF.No. POS.No. BILD-Nr.	PART No. REFERENCE BESELL-Nr.	PART NAME	DESIGNATION	BEZEICHNUNG	Q'TY/S.No. Q'TE/No.S. STUECK/S.Nr. A	B	I.C.	REMARKS REMARQUES BEMERKUNGEN
010	6C392-4610-3	ASSY BRAKE,PARKING	ENS.FREIN	GRP.BREMSE	1	1		
020	6C392-4611-3	BASE,PARKING	CORPS	PFLUGKOPPER	1	1		
030	6C392-4612-2	ASSY PEDAL,PARKING	ENS.PEDALE	GRP.BREMSPEDAL	1	1		
040	08511-01520	BUSH	BAGUE	BUCHSE	1	1		
050	6C392-4614-0	SPRING,PEDAL	RESSORT	FRUEHLING	1	1		
060	04013-60140	WASHER,PLAIN	RONDELLE FREIN	SCHEIBE	1	1		
070	04613-50120	CIR CLIP,EXTERNAL	CIRCLIP	SPRENGRING,AUSSEN	1	1		
080	6C392-4616-2	SPRING	RESSORT	FRUEHLING	1	1		
090	01123-51020	BOLT	VIS	BOLZEN	2	2		
100	K3311-4284-0	PAD	COUSSIN	PUFFER	1	1		
110	6C392-4621-0	ROD,PARKING FRONT	BIELLETTE	STANGE	1	1		
120	05525-61000	PIN,SNAP	GOUPILLE BETA	SICHERUNGSSTIFT	2	2		
130	6C080-4622-0	SHAFT	ARBRE	WELLE	1	1		
140	6C080-4623-0	ARM	BIELLE	ARM	1	1		
150	05122-50845	PIN,JOINT	GOUPILLE	STIFT	1	1		
160	04012-50080	WASHER,PLAIN	RONDELLE FREIN	SCHEIBE	1	1		
170	05511-50215	PIN,SPLIT	GOUPILLE FENDUE	SPLINTSTIFT	1	1		
180	6C080-4624-4	ROD	BIELLETTE	STANGE	2	2		
190	05525-61000	PIN,SNAP	GOUPILLE BETA	SICHERUNGSSTIFT	2	2		
200	36230-7412-0	SPACER	ENTRETOISE	DISTANZSCHEIBE	2	2		
210	02118-50100	NUT	ECROU	MUTTER	4	4		

⟷ Interchangeable; ≠ not interchangeable; ⟵ new for old; ⟶ old for new

overhorn.co.uk

F10100 MAIN GEAR SHIFT LEVER
LEVIER DE CAHNGEMENT DE VITESSES PRINCIPAL
HAUPTSCHALTHEBEL

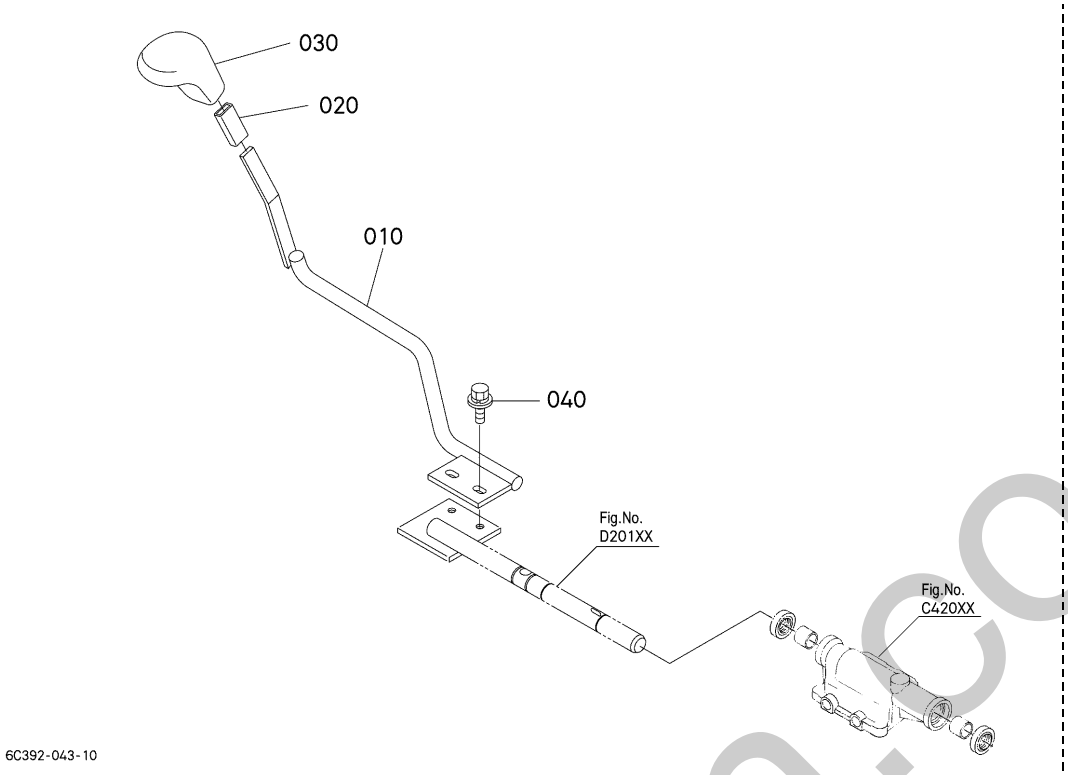

A:B1620D B:B1620DT

REF.No. POS.No. BILD-Nr.	PART No. REFERENCE BESELL-Nr.	PART NAME	DESIGNATION	BEZEICHNUNG	Q'TY/S.No. Q'TE/No.S. STUECK/S.Nr. A	B	I.C.	REMARKS REMARQUES BEMERKUNGEN
010	6C392-4251-2	LEVER,MAIN SHIFT	LEVIER DE VITESSES	HAUPTSCHALTHEBEL	1	1		
020	37560-4229-4	CUSHION	COUSSIN	KISSEN	1	1		
030	6A320-4253-0	GRIP,LEVER	POIGNEE DE LEVIER	GRIFF	1	1		
040	01125-60820	BOLT	VIS	BOLZEN	2	2		

⟷ Interchangeable; ≠ not interchangeable; ⟵ new for old; ⟶ old for new

silverhorn.co.uk

F11000 RANGE GEAR SHIFT LEVER
LEVIER DE CHANGEMENT DE VITESSES
DREHZAHLBEREICHSHEBEL

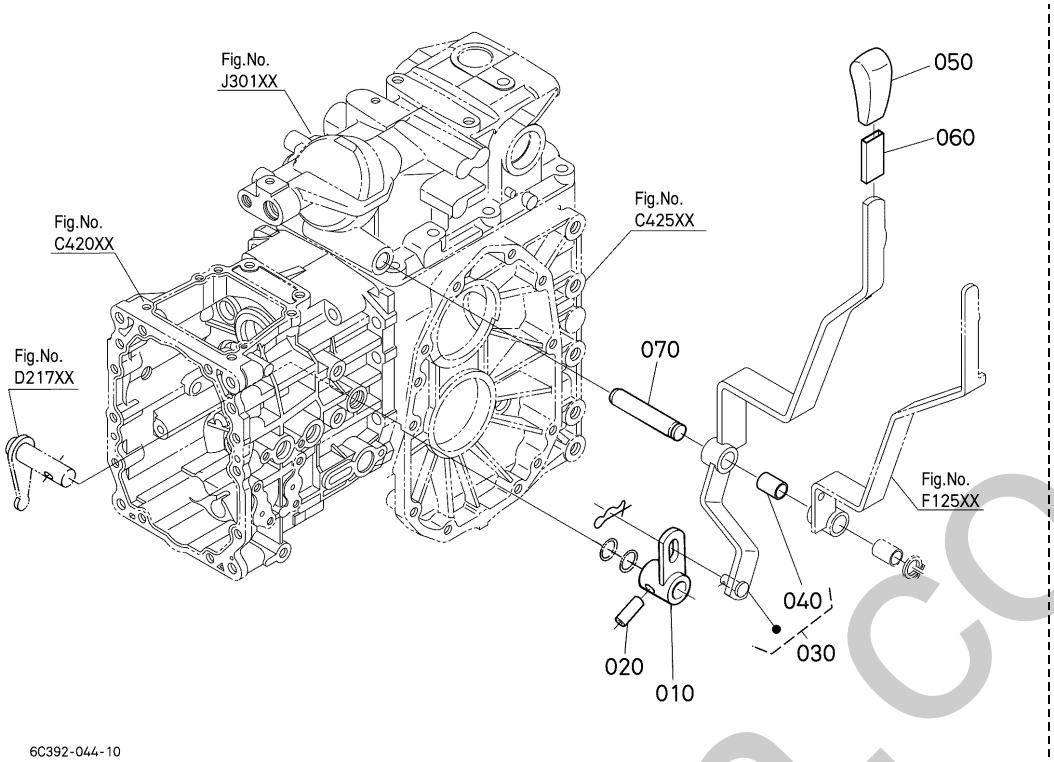

A:B1620D B:B1620DT

REF.No. POS.No. BILD-Nr.	PART No. REFERENCE BESELL-Nr.	PART NAME	DESIGNATION	BEZEICHNUNG	Q'TY/S.No. Q'TE/No.S. STUECK/S.Nr. A	B	I.C.	REMARKS REMARQUES BEMERKUNGEN
010	6A320-4262-0	LEVER,SHIFT ARM	LEVIER	HEBEL	1	1		
020	05411-00832	PIN,SPRING	GOUPILLE-RESSORT	STIFT,FRUEHLING	1	1		
030	6C392-1850-0	LEVER,RANGE SHIFT	LEVIER DE VITESSES	SCHALTHEBEL	1	1		
040	08511-01525	BUSH	BAGUE	BUCHSE	1	1		
050	6A700-1859-2	GRIP	POIGNEE	GRIFF	1	1		ORANGE
060	6C040-4276-0	CUSHION	COUSSIN	KISSEN	1	1		
070	6A320-4267-0	SHAFT,FULCRUM	ARBRE D'APPUI	WELLE	1	1		

↔ Interchangeable; ≠ not interchangeable; ← new for old; → old for new

silverhorn.co.uk

F11300 FRONT WHEEL DRIVE LEVER
LEVIER DE TRANSMISSION AUX ROUES AVANT
HEBEL FUER VORDERRADANTRIEB

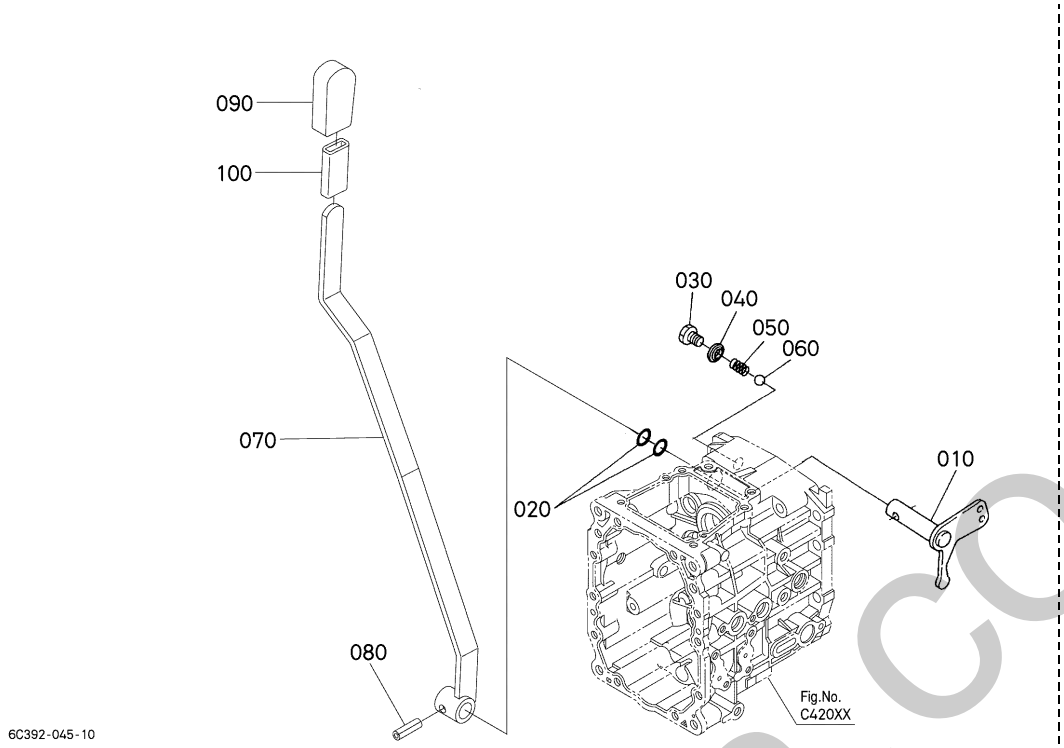

A:B1620D B:B1620DT

REF.No. POS.No. BILD-Nr.	PART No. REFERENCE BESELL-Nr.	PART NAME	DESIGNATION	BEZEICHNUNG	Q'TY/S.No. Q'TE/No.S. STUECK/S.Nr. A	B	I.C.	REMARKS REMARQUES BEMERKUNGEN
010	6C040-1921-0	ARM,4WD SHIFT	BRAS	ARM	1	1		
020	04816-00160	O RING	JOINT TORIQUE	O RING	2	2		
030	6C040-1922-2	BOLT	VIS	BOLZEN	1	1		
040	04717-01000	WASHER,WITH RUBBER	JOINT EN CAOUTCHOUC	GUMMIUNTERLAGE	1	1		
050	62061-1826-0	SPRING,STOPPER	RESSORT D'ARRET	FESTHALTE-FEDER	1	1		
060	07715-01605	BALL	BILLE	KUGEL	1	1		
070	6C392-1891-0	LEVER,FWD	LEVIER	HEBEL	1	1		
080	05411-00832	PIN,SPRING	GOUPILLE-RESSORT	STIFT,FRUEHLING	1	1		
090	6A700-1859-2	GRIP	POIGNEE	GRIFF	1	1		ORANGE
100	6C040-4276-0	CUSHION	COUSSIN	KISSEN	1	1		

⟷ Interchangeable; ≠ not interchangeable; ⟵ new for old; ⟶ old for new

silverhorn.co.uk

F12500 PTO GEAR SHIFT LEVER
LEVIER DE VITESSES PDF
ZAPFWELLENSCHALTHEBEL

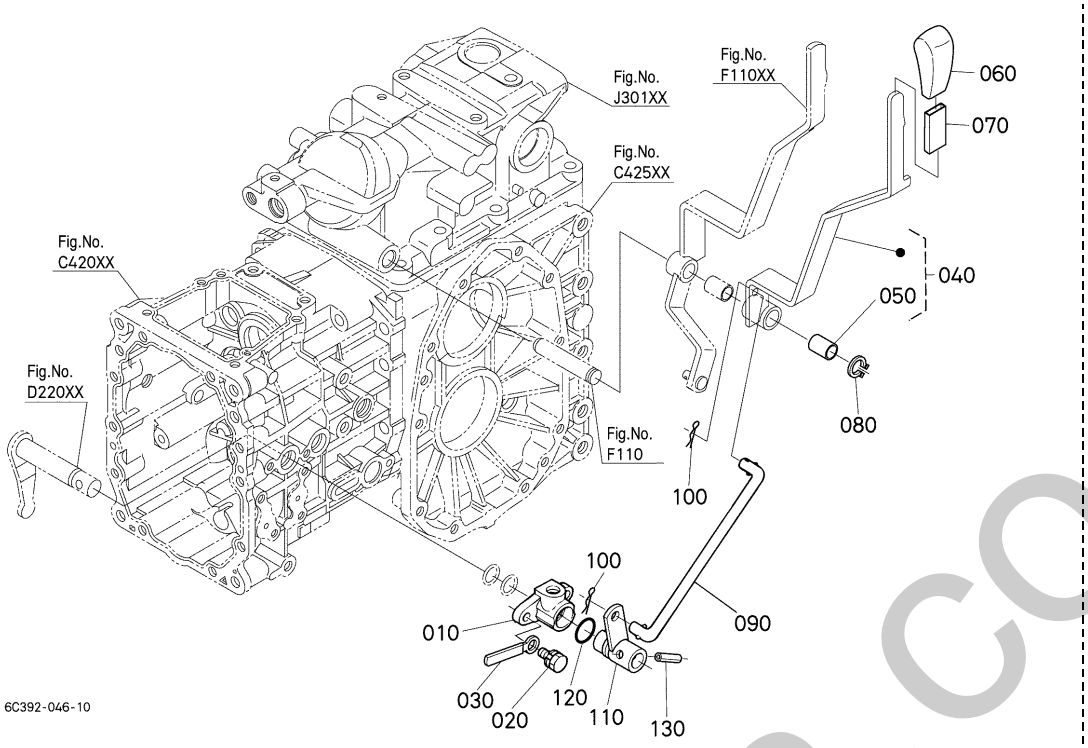

A:B1620D B:B1620DT

REF.No. POS.No. BILD-Nr.	PART No. REFERENCE BESELL-Nr.	PART NAME	DESIGNATION	BEZEICHNUNG	Q'TY/S.No. Q'TE/No.S. STUECK/S.Nr. A	B	I.C.	REMARKS REMARQUES BEMERKUNGEN
010	6A320-4273-2	HOLDER,PTO ARM	SUPPORT	HALTER	1	1		
020	01123-50825	BOLT	VIS	BOLZEN	2	2		
030	13824-6758-0	CLAMP,CORD	ATTACHE-FILS	KABELKLEMME	1	1		
040	6C392-1870-0	LEVER,PTO SHIFT	LEVIER PDF	SCHALTHEBEL	1	1		
050	08511-01525	BUSH	BAGUE	BUCHSE	1	1		
060	6A700-1879-2	GRIP	POIGNEE	GRIFF	1	1		YELLOW
070	6A600-3825-0	CUSHION	COUSSIN	KISSEN	1	1		
080	04612-00150	CIR CLIP,EXTERNAL	CIRCLIP	SPRENGRING,AUSSEN	1	1		
090	6C392-1875-2	ROD,PTO	BIELLETTE DE PDF	STANGE	1	1		
100	05525-61000	PIN,SNAP	GOUPILLE BETA	SICHERUNGSSTIFT	2	2		
110	6C080-4272-0	LEVER,SHIFT ARM	LEVIER	HEBEL	1	1		
120	04811-10220	O RING	JOINT TORIQUE	O RING	1	1		
130	05411-00832	PIN,SPRING	GOUPILLE-RESSORT	STIFT,FRUEHLING	1	1		

⟷ Interchangeable; ≠ not interchangeable; ⟵ new for old; ⟶ old for new

silverthorn.co.uk

F14300 HYDRAULIC CONTROL LEVER
LEVIER DE DISTRIBUTEUR
KONTROLL-HEBEL

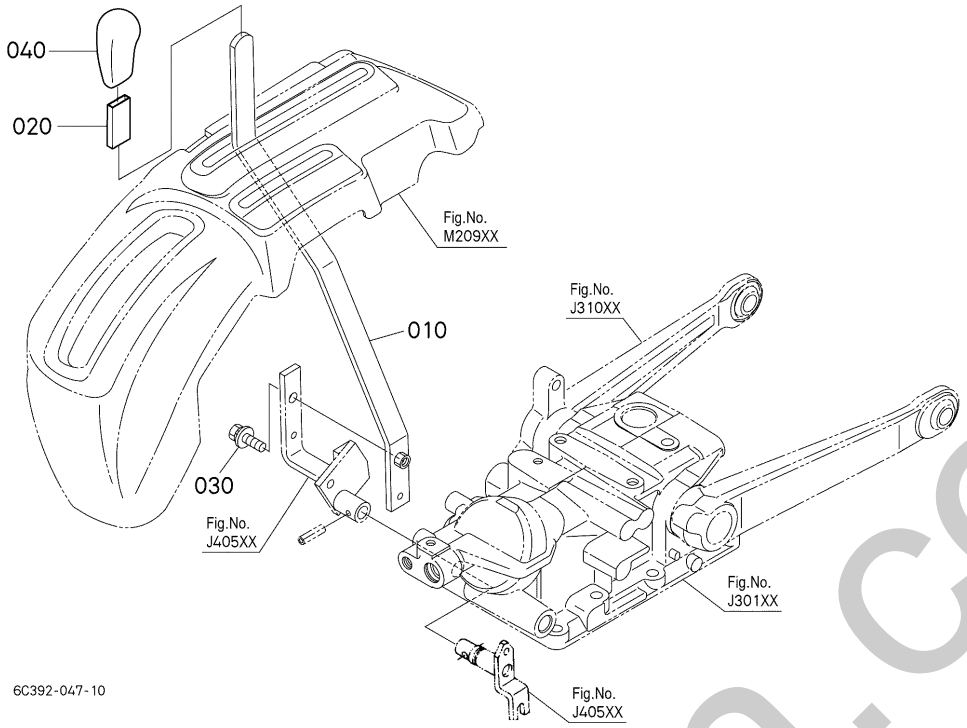

A:B1620D B:B1620DT

REF.No. POS.No. BILD-Nr.	PART No. REFERENCE BESELL-Nr.	PART NAME	DESIGNATION	BEZEICHNUNG	Q'TY/S.No. Q'TE/No.S. STUECK/S.Nr. A	B	I.C.	REMARKS REMARQUES BEMERKUNGEN
010	6C392-3628-0	LEVER, HYD. CONTROL	LEVIER DE COMMANDE	SCHALTHEBEL	1	1		
020	6A600-3825-0	CUSHION	COUSSIN	KISSEN	1	1		
030	01125-60820	BOLT	VIS	BOLZEN	1	1		
040	6A700-3824-2	GRIP	POIGNEE	GRIFF	1	1		BLACK

⟷ Interchangeable; ≠ not interchangeable; ⟵ new for old; ⟶ old for new

silverhorn.co.uk

F20100 BRAKE PEDAL
PEDALE DE FREIN
BREMSPEDAL

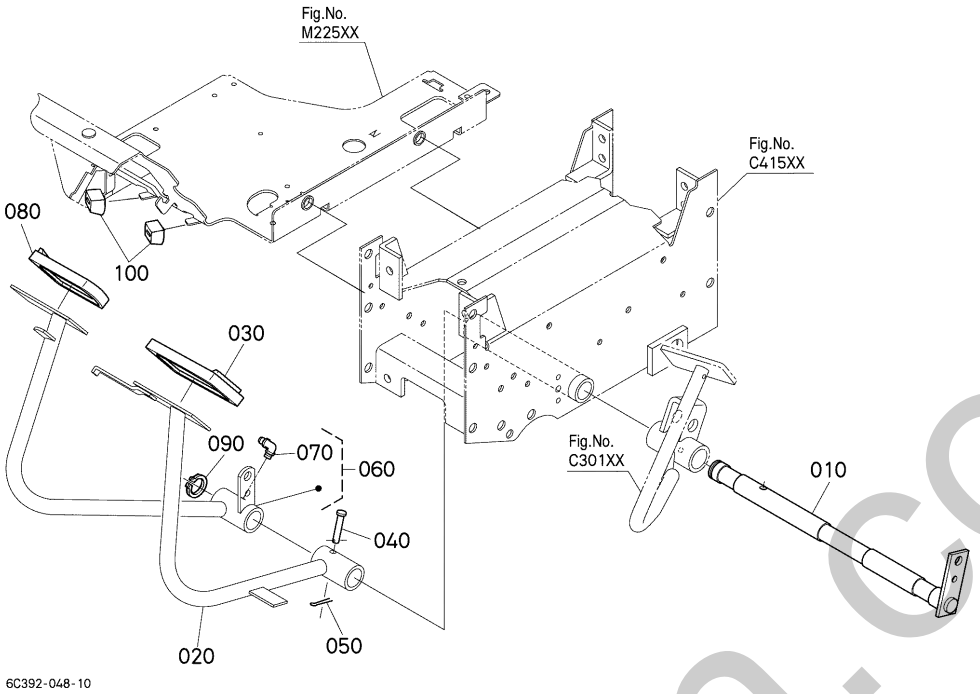

A:B1620D B:B1620DT

REF.No. POS.No. BILD-Nr.	PART No. REFERENCE BESELL-Nr.	PART NAME	DESIGNATION	BEZEICHNUNG	Q'TY/S.No. Q'TE/No.S. STUECK/S.Nr. A	B	I.C.	REMARKS REMARQUES BEMERKUNGEN
010	6A830-4231-2	SHAFT,PEDALE	ARBRE DE PEDALE	PEDALWELLE	1	1		
020	6C392-4232-0	PEDAL,BRAKE LH	PEDALE DE FREIN G.	BREMSPEDAL LS	1	1		
030	T2050-4412-0	COVER,PEDAL	COU.DE PEDALE	DECKEL	1	1		
040	05122-50840	PIN,JOINT	GOUPILLE	STIFT	1	1		
050	05511-50218	PIN,SPLIT	GOUPILLE FENDUE	SPLINTSTIFT	1	1		
060	6C392-4235-2	ASSY PEDAL,BRAKE RH	PEDALE DE FREIN D.	BREMSPEDAL RS	1	1		
070	6A320-4217-0	NIPPLE,GREASE	GRAISSEUR	SCHMIERNIPPEL	1	1		
080	T2050-4412-0	COVER,PEDAL	COU.DE PEDALE	DECKEL	1	1		
090	04612-00240	CIR CLIP,EXTERNAL	CIRCLIP	SPRENGRING,AUSSEN	1	1		
100	6A320-4216-0	CUSHION	COUSSIN	KISSEN	2	2		

⟷ Interchangeable; ≠ not interchangeable; ⟵ new for old; ⟶ old for new

silverhorn.co.uk

F20500 DIFFERENTIAL LOCK PEDAL
PEDALE DE VERROUILLAGE DU DIFFERENTIEL
DIFFERENTIALSPERREPEDAL

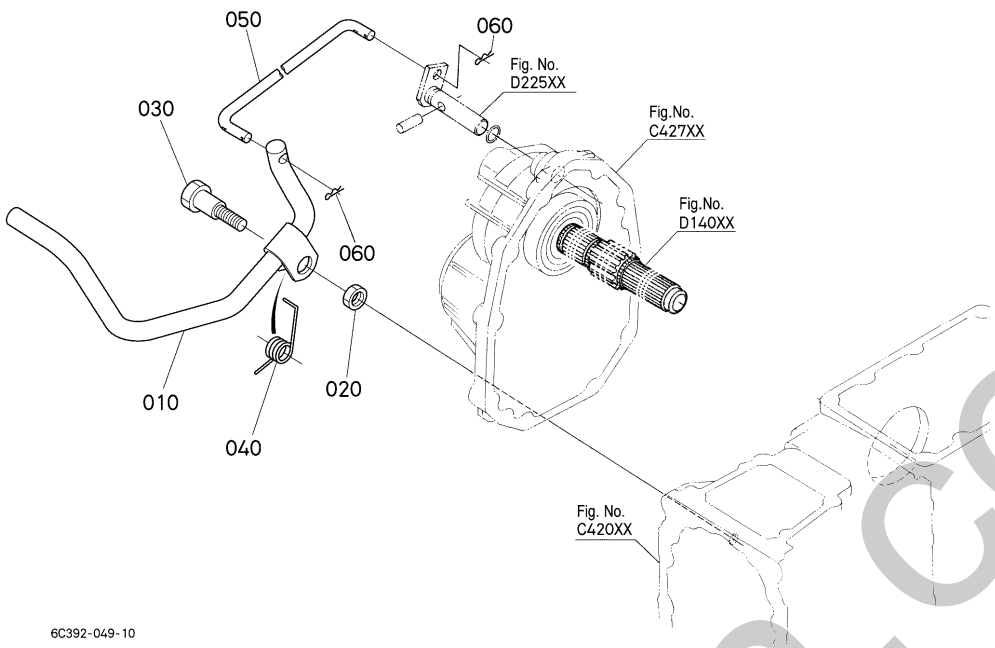

A:B1620D B:B1620DT

REF. No. POS. No. BILD-Nr.	PART No. REFERENCE BESELL-Nr.	PART NAME	DESIGNATION	BEZEICHNUNG	Q'TY/S. No. Q'TE/No. S. STUECK/S. Nr. A	B	I. C.	REMARKS REMARQUES BEMERKUNGEN
010	6A370-4241-0	PEDAL, DIFF. LOCK	PEDALE DE BLOC. DIFF.	DIFF. SPERREPEDAL	1	1		
020	02112-50100	NUT	ECROU	MUTTER	1	1		
030	6A320-4288-0	BOLT, DIFF. LOCK	BOULON	BOLZEN	1	1		
040	6A320-4289-0	SPRING	RESSORT	FRUEHLING	1	1		
050	6A830-4244-0	ROD, DIFF. LOCK	BIELLETTE	STANGE, DIFF. SPERRE	1	1		
060	05525-50800	PIN, SNAP	GOUPILLE BETA	SICHERUNGSSTIFT	2	2		

⟷ Interchangeable; ≠ not interchangeable; ⟵ new for old; ⟶ old for new

silverhorn.co.uk

G00101 FRONT WHEEL (4.5-10)
ROUE AVANT (4.5-10)
VORDERRAD (4.5-10)

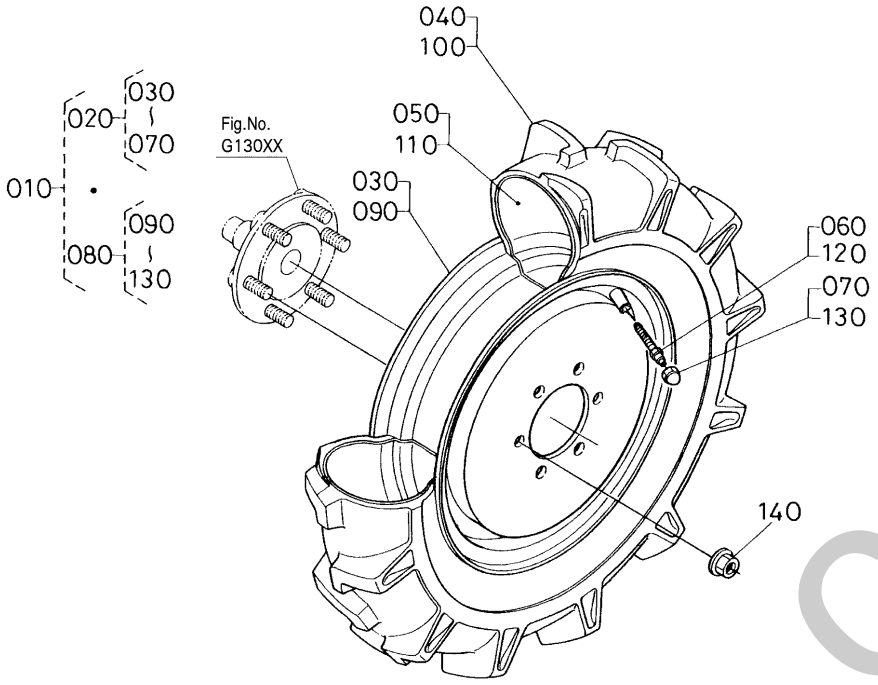

6C392-101-10

A:B1620D B:B1620DT

REF.No. POS.No. BILD-Nr.	PART No. REFERENCE BESELL-Nr.	PART NAME	DESIGNATION	BEZEICHNUNG	Q'TY/S.No. Q'TE/No.S. STUECK/S.Nr. A	B	I.C.	REMARKS REMARQUES BEMERKUNGEN
010	6C080-5771-0	ASSY TIRE	ENS.PNEU	GRP.REIFEN	1	1		
020	6C080-5772-0	ASSY TIRE	ENS.PNEU	GRP.REIFEN	1	1		
030	6C080-5774-0	WHEEL	ROUE	RAD	1	1		
040	96014-3212-0	TIRE	PNEU	REIFEN	1	1		
050	92014-6112-0	TUBE	TUYAU	SCHLAUCH	1	1		
060	32150-2774-0	CORE,VALVE	OBUS	VENTIL	1	1		
070	38240-1169-0	CAP,VALVE	CHAPEAU DE SOUPAPE	VENTILKAPPE	1	1		
080	6C080-5773-0	ASSY TIRE	ENS.PNEU	GRP.REIFEN	1	1		
090	6C080-5774-0	WHEEL	ROUE	RAD	1	1		
100	96014-3212-0	TIRE	PNEU	REIFEN	1	1		
110	92014-6112-0	TUBE	TUYAU	SCHLAUCH	1	1		
120	32150-2774-0	CORE,VALVE	OBUS	VENTIL	1	1		
130	38240-1169-0	CAP,VALVE	CHAPEAU DE SOUPAPE	VENTILKAPPE	1	1		
140	6A100-1751-0	NUT	ECROU	MUTTER	12	12		

⟷ Interchangeable; ≠ not interchangeable; ⟵ new for old; ⟶ old for new

silverhorn.co.uk

G00102 FRONT WHEEL (5-12)
ROUE AVANT (5-12)
VORDERRAD (5-12)

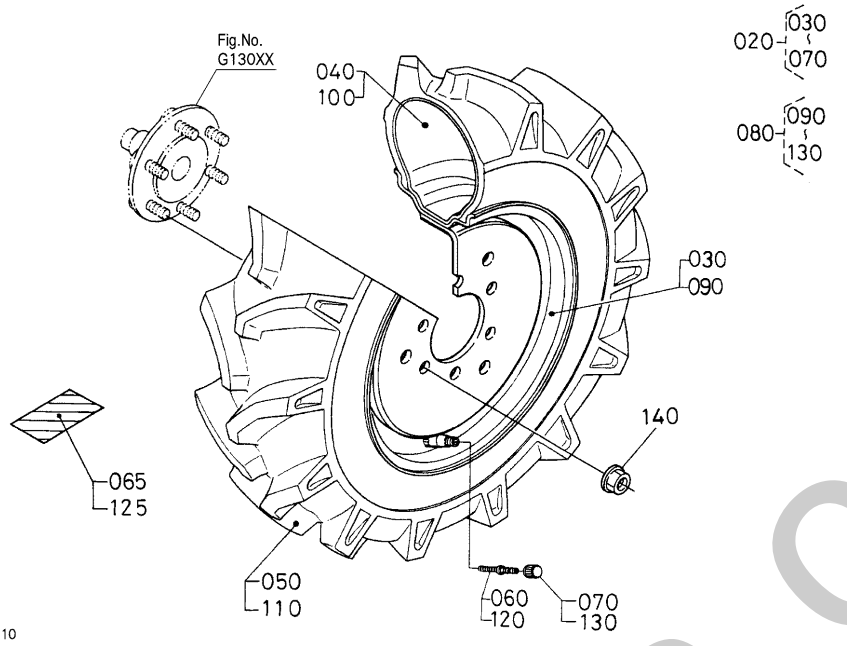

A:B1620D B:B1620DT

REF.No. POS.No. BILD-Nr.	PART No. REFERENCE BESELL-Nr.	PART NAME	DESIGNATION	BEZEICHNUNG	Q'TY/S.No. Q'TE/No.S. STUECK/S.Nr. A	B	I.C.	REMARKS REMARQUES BEMERKUNGEN
010	----	BLANK	BLANC	LEERE SPALTE	-	-		
020	6C080-5782-0	ASSY TIRE	ENS.PNEU	GRP.REIFEN	1	1		
030	6C080-5784-0	WHEEL	ROUE	RAD	1	1		
040	93015-0112-0	TUBE	TUYAU	SCHLAUCH	1	1		
050	96015-0313-0	TIRE	PNEU	REIFEN	1	1		
060	32150-2774-0	CORE,VALVE	OBUS	VENTIL	1	1		
065	6C080-5785-0	LABEL,TIRE LH	ETIQUETTE PNEU G.	AUFKLEBER	1	1		
070	38240-1169-0	CAP,VALVE	CHAPEAU DE SOUPAPE	VENTILKAPPE	1	1		
080	6C080-5783-0	ASSY TIRE	ENS.PNEU	GRP.REIFEN	1	1		
090	6C080-5784-0	WHEEL	ROUE	RAD	1	1		
100	93015-0112-0	TUBE	TUYAU	SCHLAUCH	1	1		
110	96015-0313-0	TIRE	PNEU	REIFEN	1	1		
120	32150-2774-0	CORE,VALVE	OBUS	VENTIL	1	1		
125	6C080-5786-0	LABEL,TIRE RH	ETIQUETTE PNEU D.	AUFKLEBER	1	1		
130	38240-1169-0	CAP,VALVE	CHAPEAU DE SOUPAPE	VENTILKAPPE	1	1		
140	6A100-1751-0	NUT	ECROU	MUTTER	12	12		

⟷ Interchangeable; ≠ not interchangeable; ⟵ new for old; ⟶ old for new

simerhorn.co.uk

G00103 FRONT WHEEL (6-12B)
ROUE AVANT (6-12B)
VORDERRAD (6-12B)

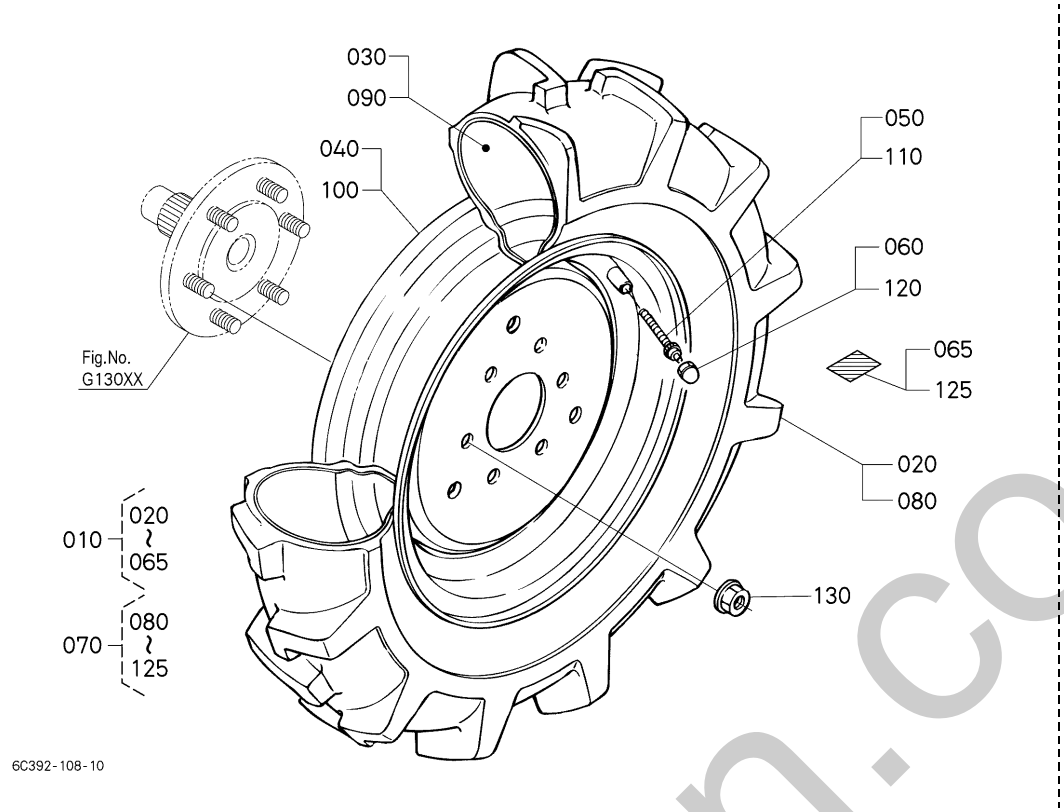

A:B1620D B:B1620DT

REF.No. POS.No. BILD-Nr.	PART No. REFERENCE BESELL-Nr.	PART NAME	DESIGNATION	BEZEICHNUNG	Q'TY/S.No. Q'TE/No.S. STUECK/S.Nr. A	B	I.C.	REMARKS REMARQUES BEMERKUNGEN
010	6C042-5002-0	ASSY TIRE,LH	ENS.PNEU G.	GRP.RAD,LH	1	1		
020	37500-5792-0	WHEEL	ROUE	RAD	1	1		
030	96015-3413-0	TIRE	PNEU	REIFEN	1	1		
040	93016-0112-0	TUBE	TUYAU	SCHLAUCH	1	1		
050	32150-2774-0	CORE,VALVE	OBUS	VENTIL	1	1		
060	38240-1169-0	CAP,VALVE	CHAPEAU DE SOUPAPE	VENTILKAPPE	1	1		
065	6C090-5743-0	LABEL,TIRE LH	ETIQUETTE GAUCHE	AUFKLEBER LS	1	1		
070	6C042-5003-0	ASSY TIRE,RH	ENS.PNEU D.	GRP.RAD,RH	1	1		
080	37500-5792-0	WHEEL	ROUE	RAD	1	1		
090	96015-3413-0	TIRE	PNEU	REIFEN	1	1		
100	93016-0112-0	TUBE	TUYAU	SCHLAUCH	1	1		
110	32150-2774-0	CORE,VALVE	OBUS	VENTIL	1	1		
120	38240-1169-0	CAP,VALVE	CHAPEAU DE SOUPAPE	VENTILKAPPE	1	1		
125	6C090-5745-0	LABEL,TIRE RH	ETIQUETTE DROITE	AUFKLEBER RS	1	1		
130	02176-50120	NUT	ECROU	MUTTER	12	12		

↔ Interchangeable; ≠ not interchangeable; ← new for old; → old for new

silverthorn.co.uk

G00104 FRONT WHEEL (20*8.00*10)
ROUE AVANT (20*8.00*10)
VORDERRAD (20*8.00*10)

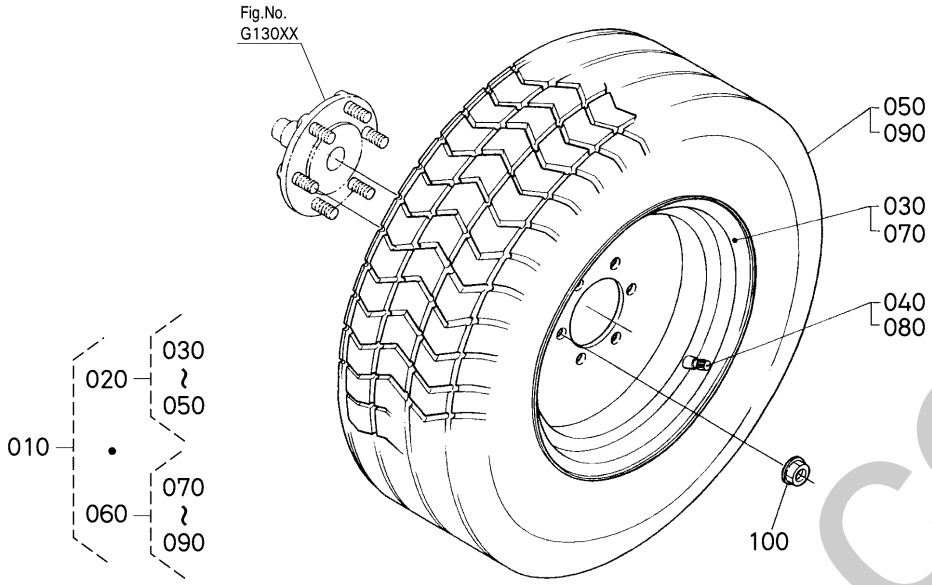

6C392-103-10

A:B1620D B:B1620DT

REF.No. POS.No. BILD-Nr.	PART No. REFERENCE BESELL-Nr.	PART NAME	DESIGNATION	BEZEICHNUNG	Q'TY/S.No. Q'TE/No.S. STUECK/S.Nr. A	B	I.C.	REMARKS REMARQUES BEMERKUNGEN
010	6C080-5791-0	ASSY TIRE	ENS.PNEU	GRP.REIFEN	1	1		
020	6C080-5792-0	ASSY TIRE	ENS.PNEU	GRP.REIFEN	1	1		
030	6C080-5794-0	WHEEL	ROUE	RAD	1	1		
040	34159-1185-0	VALVE,TIRE	SOUPAPE	VENTIL,RAD	1	1		
050	34159-1181-0	TIRE	PNEU	REIFEN	1	1		
060	6C080-5793-0	ASSY TIRE,REAR	ENS.PNEU	GRP.REIFEN	1	1		
070	6C080-5794-0	WHEEL	ROUE	RAD	1	1		
080	34159-1185-0	VALVE,TIRE	SOUPAPE	VENTIL,RAD	1	1		
090	34159-1181-0	TIRE	PNEU	REIFEN	1	1		
100	6A100-1751-0	NUT	ECROU	MUTTER	12	12		

⟷ Interchangeable; ≠ not interchangeable; ⟵ new for old; ⟶ old for new

silverhorn.co.uk

G00105 FRONT WHEEL (20.5*8.00*10)
ROUE AVANT (20.5*8.00*10)
VORDERRAD (20.5*8.00*10)

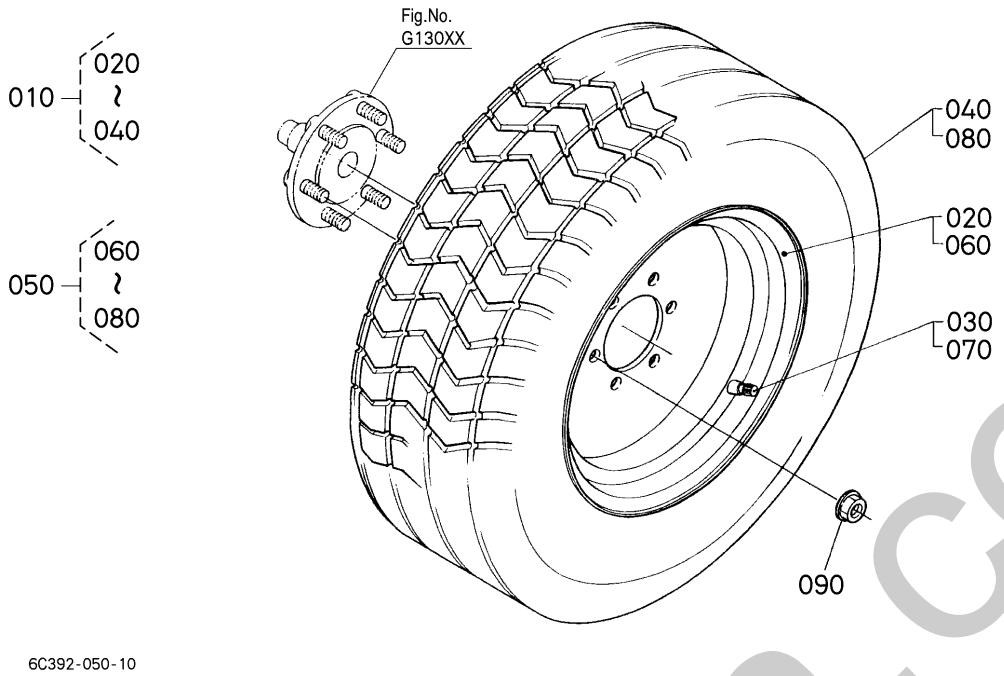

A:B1620D B:B1620DT

REF.No. POS.No. BILD-Nr.	PART No. REFERENCE BESELL-Nr.	PART NAME	DESIGNATION	BEZEICHNUNG	Q'TY/S.No. Q'TE/No.S. STUECK/S.Nr. A	B	I.C.	REMARKS REMARQUES BEMERKUNGEN
010	6C392-5802-0	ASSY,TIRE	ENS.PNEU	GRP.REIFEN	1	1		
020	6C080-5794-0	WHEEL	ROUE	RAD	1	1		
030	34159-1185-0	VALVE,TIRE	SOUPAPE	VENTIL,RAD	1	1		
040	96018-4113-0	TIRE	TIRE	REIFEN	1	1		
050	6C392-5803-0	ASSY,TIRE	ENS.PNEU	GRP.REIFEN	1	1		
060	6C080-5794-0	WHEEL	ROUE	RAD	1	1		
070	34159-1185-0	VALVE,TIRE	SOUPAPE	VENTIL,RAD	1	1		
080	96018-4113-0	TIRE	TIRE	REIFEN	1	1		
090	6A100-1751-0	NUT	ECROU	MUTTER	12	12		

⟷ Interchangeable; ≠ not interchangeable; ⟵ new for old; ⟶ old for new

silverhorn.co.uk

G10500 FRONT AXLE CASE
CARTER REDUCTEUR
VORDERACHSE-GEHAUEUSE

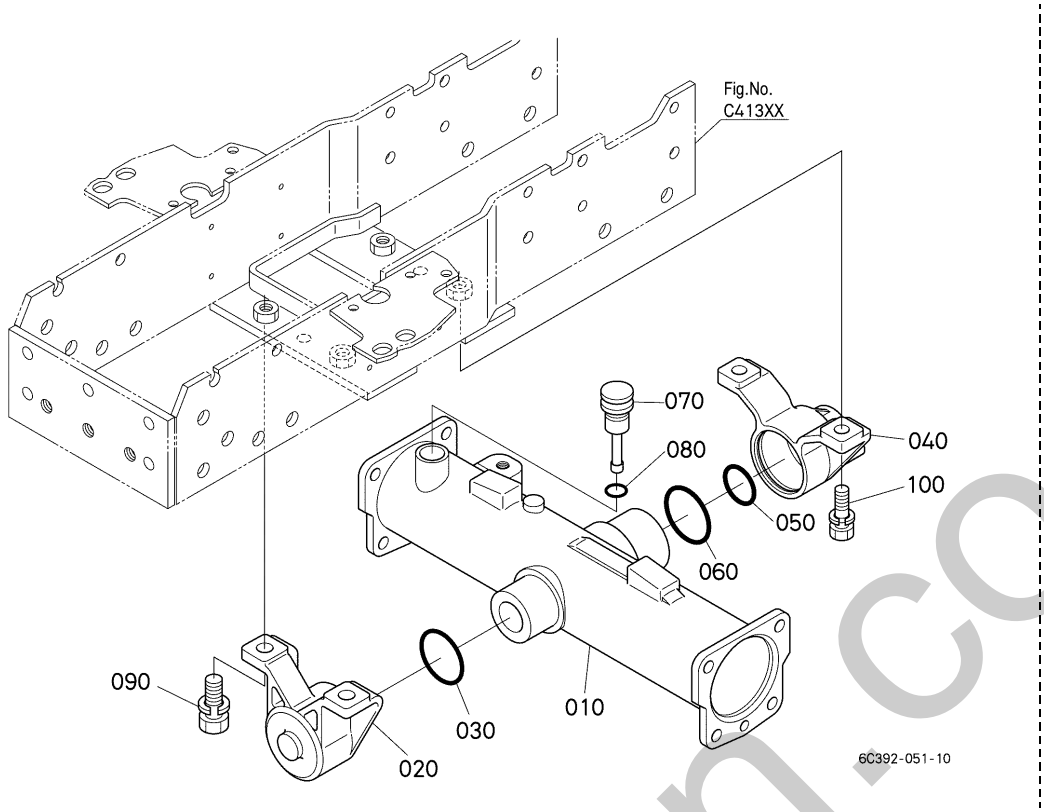

A:B1620D B:B1620DT

REF.No. POS.No. BILD-Nr.	PART No. REFERENCE BESELL-Nr.	PART NAME	DESIGNATION	BEZEICHNUNG	Q'TY/S.No. Q'TE/No.S. STUECK/S.Nr. A	B	I.C.	REMARKS REMARQUES BEMERKUNGEN
010	6C392-5611-0	CASE,FRONT AXLE	CARTER PONT AVANT	GEHAEUSE,VORDERACHSE	1	1		
020	6A830-5613-0	HOLDER,FRONT AXLE	SUPPORT	VORDERACHSKONSOLE	1	1		
030	04811-50550	O RING	JOINT TORIQUE	O RING	1	1		
040	6A370-5614-0	HOLDER,FRONT AXLE	SUPPORT	VORDERACHSKONSOLE	1	1		
050	04816-50400	O RING	JOINT TORIQUE	O RING	1	1		
060	04811-50650	O RING	JOINT TORIQUE	O RING	1	1		
070	6C040-5612-3	GAUGE,OIL	JAUGE D'HUILE	OELMESSSTAB	1	1		
080	04816-00180	O RING	JOINT TORIQUE	O RING	1	1		
090	01133-51440	BOLT	VIS	BOLZEN	2	2		
100	01133-51440	BOLT	VIS	BOLZEN	2	2		

⟷ Interchangeable; ≠ not interchangeable; ⟵ new for old; ⟶ old for new

silverhorn.co.uk

G11500 FRONT DIFFERENTIAL
DIFFERENTIEL AVANT
VORDERACHSEN-DIFFERENTIAL

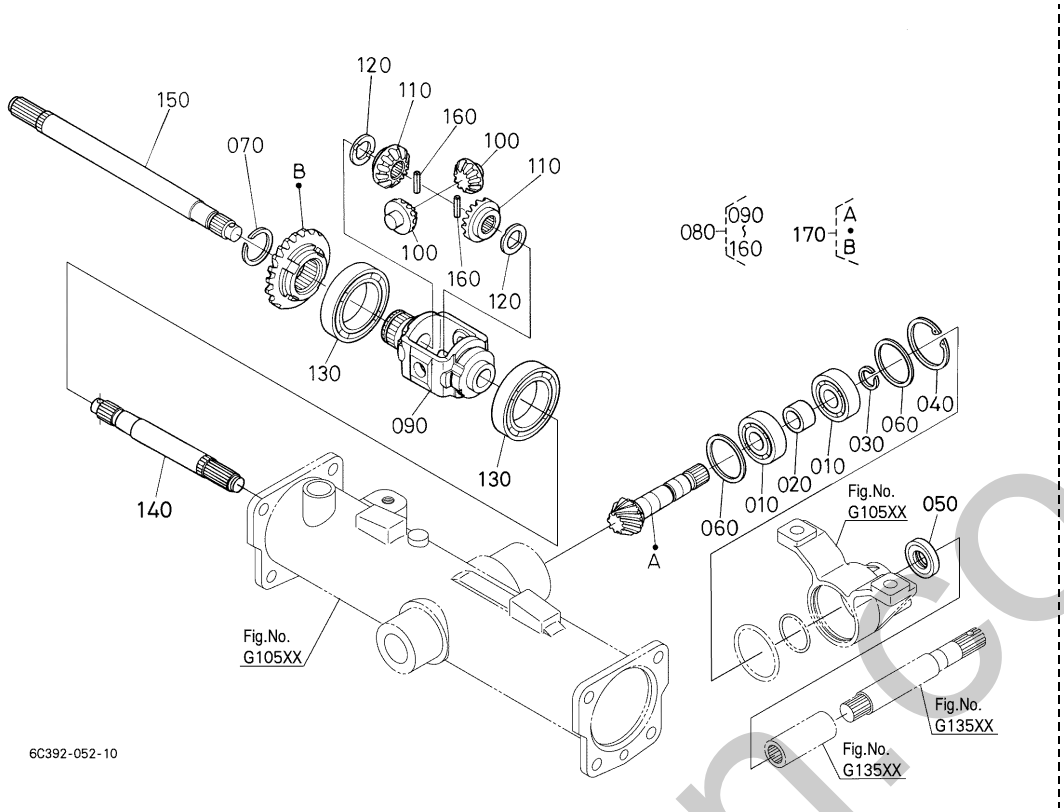

A:B1620D B:B1620DT

REF.No. POS.No. BILD-Nr.	PART No. REFERENCE BESELL-Nr.	PART NAME	DESIGNATION	BEZEICHNUNG	Q'TY/S.No. Q'TE/No.S. STUECK/S.Nr. A	B	I.C.	REMARKS REMARQUES BEMERKUNGEN
010	37415-1771-0	BEARING,BALL	ROULEMENT A BILLES	KUGELLAGER	2	2		
020	6A320-5663-0	COLLAR	COLLIER	HUELSE	1	1		
030	15875-2432-0	RING,SNAP	BAGUE ELASTIQUE	VERSCHLUSSRING	1	1		
040	04611-00520	CIR CLIP,INTERNAL	CIRCLIP	SPRENGRING	1	1		
050	09500-20408	SEAL,OIL	BAGUE JOINT	OELDICHTUNGSRING	1	1		
060	6C392-5664-0	SHIM	CALE	BEILAGE	1	1		0.60mm
060	6C392-5665-0	SHIM	CALE	BEILAGE	1	1		0.80mm
060	6C392-5666-0	SHIM	CALE	BEILAGE	1	1		1.00mm
060	6C392-5667-0	SHIM	CALE	BEILAGE	1	1		1.20mm
060	6C392-5668-0	SHIM	CALE	BEILAGE	1	1		1.40mm
060	6C392-5669-0	SHIM	CALE	BEILAGE	1	1		1.60mm
070	6C040-5682-0	CIR CLIP,EXTERNAL	CIRCLIP	SPRENGRING,AUSSEN	1	1		
080	6C392-5690-0	ASSY DIFF.FRONT	BOITIER DE DIFF.COMP	GRP.DIFFERENTIAL	1	1		
090	6A320-5683-0	CASE,DIFF.FRONT	CARTER PONT AVANT	AUSGLEICHGEHAEUSE	1	1		
100	6A900-5686-0	PINION,BEVEL GEAR	PIGNON	ANTRIEB	2	2		10T
110	6A320-5691-0	GEAR,BEVEL	ENGRENAGE CONIQUE	ANTRIEBSKEGELRAD	2	2		14T
120	62231-1477-0	COLLAR	COLLIER	HUELSE	2	2		
130	08101-06010	BEARING,BALL	ROULEMENT A BILLES	KUGELLAGER	2	2		
140	6A320-5711-2	SHAFT,YOKE LH	DEMI ARBRE G.	GETRIEBEWELLE LS	1	1		
150	6A320-5712-2	SHAFT,YOKE RH	DEMI ARBRE D.	GETRIEBEWELLE RS	1	1		
160	05411-00520	PIN,SPRING	GOUPILLE-RESSORT	STIFT,FRUEHLING	2	2		
170	6A320-8511-4	KIT GEAR,BEVEL	ENS.ENGRENAGE CONIQ.	AUSST.KEGELRAD	1	1		9-23T

⟷ Interchangeable; ≠ not interchangeable; ⟵ new for old; ⟶ old for new

uniform-co.uk

G12000 BEVEL GEAR
ENGRENAGE CONIQUE
ANTRIEBSKEGELRAD

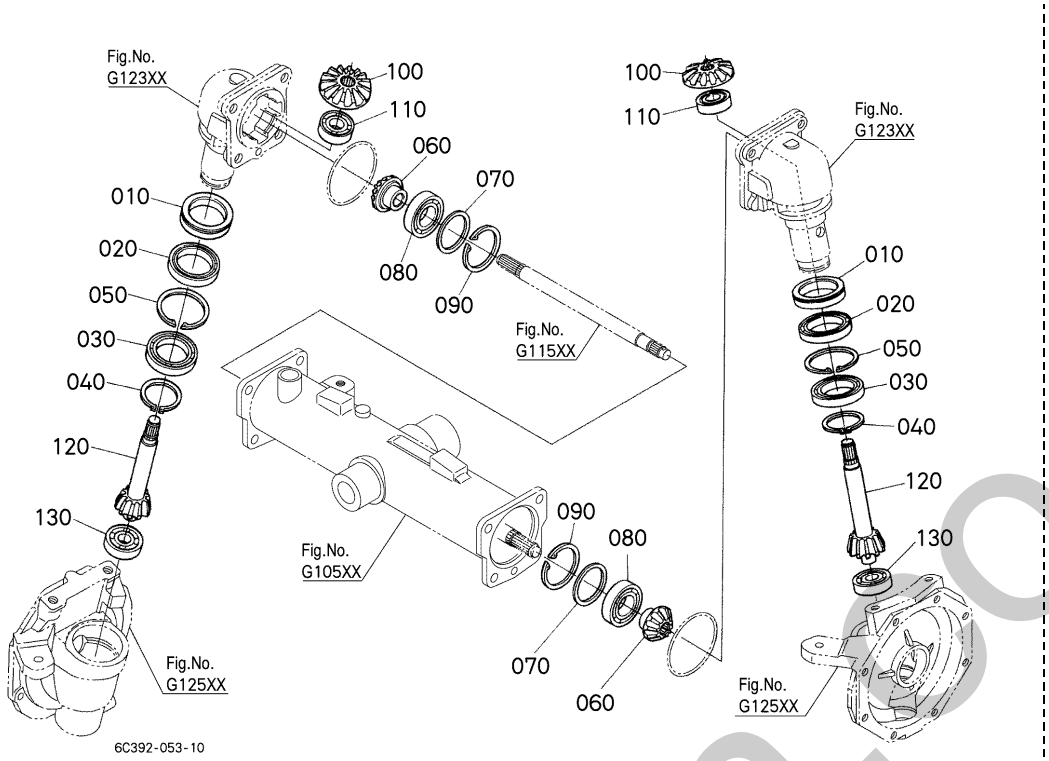

A:B1620D B:B1620DT

REF.No. POS.No. BILD-Nr.	PART No. REFERENCE BESELL-Nr.	PART NAME	DESIGNATION	BEZEICHNUNG	Q'TY/S.No. Q'TE/No.S. STUECK/S.Nr. A	B	I.C.	REMARKS REMARQUES BEMERKUNGEN
010	6A320-5622-0	SEAL,OIL	BAGUE JOINT	OELDICHTUNGSRING	2	2		
020	1G772-5176-0	BEARING,BALL	ROULEMENT A BILLES	KUGELLAGER	2	2		
030	08101-06909	BEARING,BALL	ROULEMENT A BILLES	KUGELLAGER	2	2		
040	04612-00450	CIR CLIP,EXTERNAL	CIRCLIP	SPRENGRING,AUSSEN	2	2		
050	04611-00680	CIR CLIP,INTERNAL	CIRCLIP	SPRENGRING	2	2		
060	6A320-5713-2	GEAR,BEVEL F	ENGRENAGE CONIQUE F	ANTRIEBSKEGELRAD	2	2		10T
070	6C040-5714-0	SHIM	CALE	BEILAGE	2	2		0.80mm
070	6C040-5713-0	SHIM	CALE	BEILAGE	2	2		1.00mm
070	6C040-5715-0	SHIM	CALE	BEILAGE	2	2		1.20mm
070	6C040-5716-0	SHIM	CALE	BEILAGE	2	2		1.40mm
080	08101-06206	BEARING,BALL	ROULEMENT A BILLES	KUGELLAGER	2	2		
090	04611-00620	CIR CLIP,INTERNAL	CIRCLIP	SPRENGRING	2	2		
100	6A320-5718-0	GEAR,BEVEL F	ENGRENAGE CONIQUE F	ANTRIEBSKEGELRAD	2	2		16T
110	08101-06204	BEARING,BALL	ROULEMENT A BILLES	KUGELLAGER	2	2		
120	6A320-5721-0	SHAFT,BEVEL GEAR	ARBRE DE ENGRENAGE	GETRIEBEWELLE	2	2		9T
130	08101-06304	BEARING,BALL	ROULEMENT A BILLES	KUGELLAGER	2	2		

⟷ Interchangeable; ≠ not interchangeable; ⟵ new for old; ⟶ old for new

simerlorn.co.uk

G12300 BEVEL GEAR CASE
CARTER ENGRENAGE CONIQUE
KEGELRAEDERGEHAEUSE

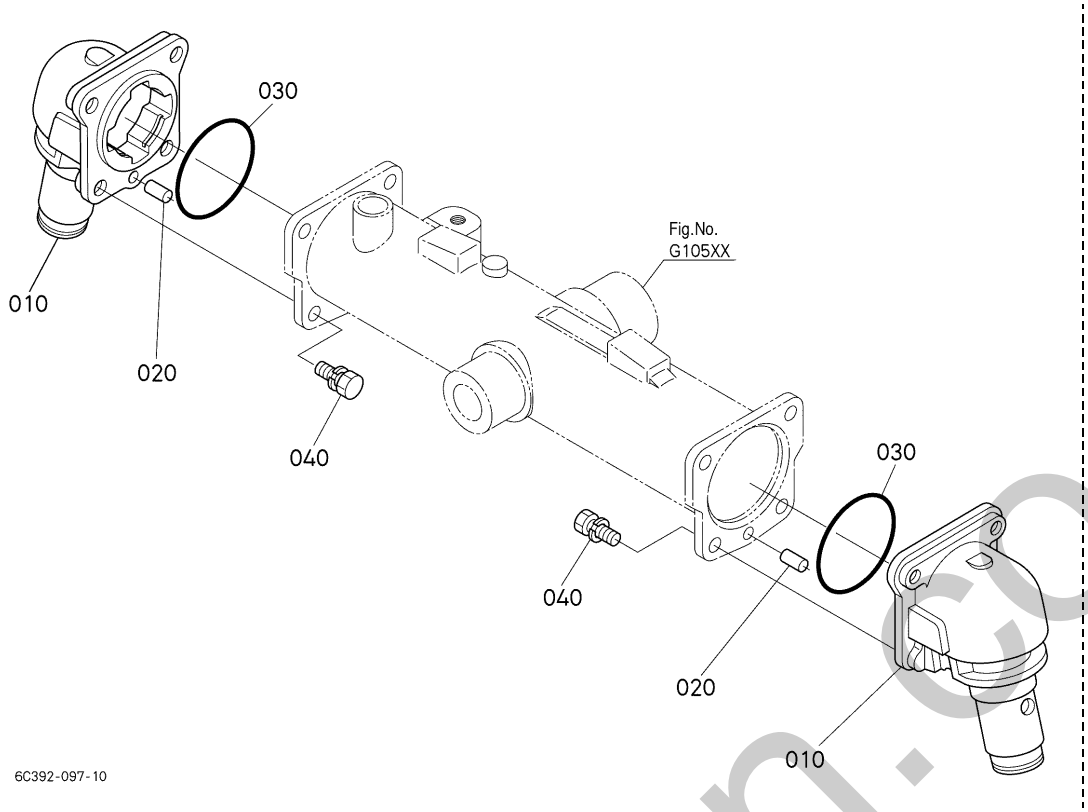

A:B1620D B:B1620DT

REF.No. POS.No. BILD-Nr.	PART No. REFERENCE BESELL-Nr.	PART NAME	DESIGNATION	BEZEICHNUNG	Q'TY/S.No. Q'TE/No.S. STUECK/S.Nr. A	B	I.C.	REMARKS REMARQUES BEMERKUNGEN
010	6A320-5621-3	CASE,BEVEL GEAR	CARTER ENGRE-CONIQUE	WINKELZAHNRADGEAEUS	2	2		
020	05012-01020	PIN,STRAIGHT	GOUPILLE CYLINDLIQUE	ZYLINDERSTIFT	2	2		
030	04811-50850	O RING	JOINT TORIQUE	O RING	2	2		
040	01133-51230	BOLT	VIS	BOLZEN	8	8		

⟷ Interchangeable; ≠ not interchangeable; ⟵ new for old; ⟶ old for new

silverhorn.co.uk

G12500 FRONT AXLE CASE
CARTER REDUCTEUR
VORDERACHSE-GEHAEUSE

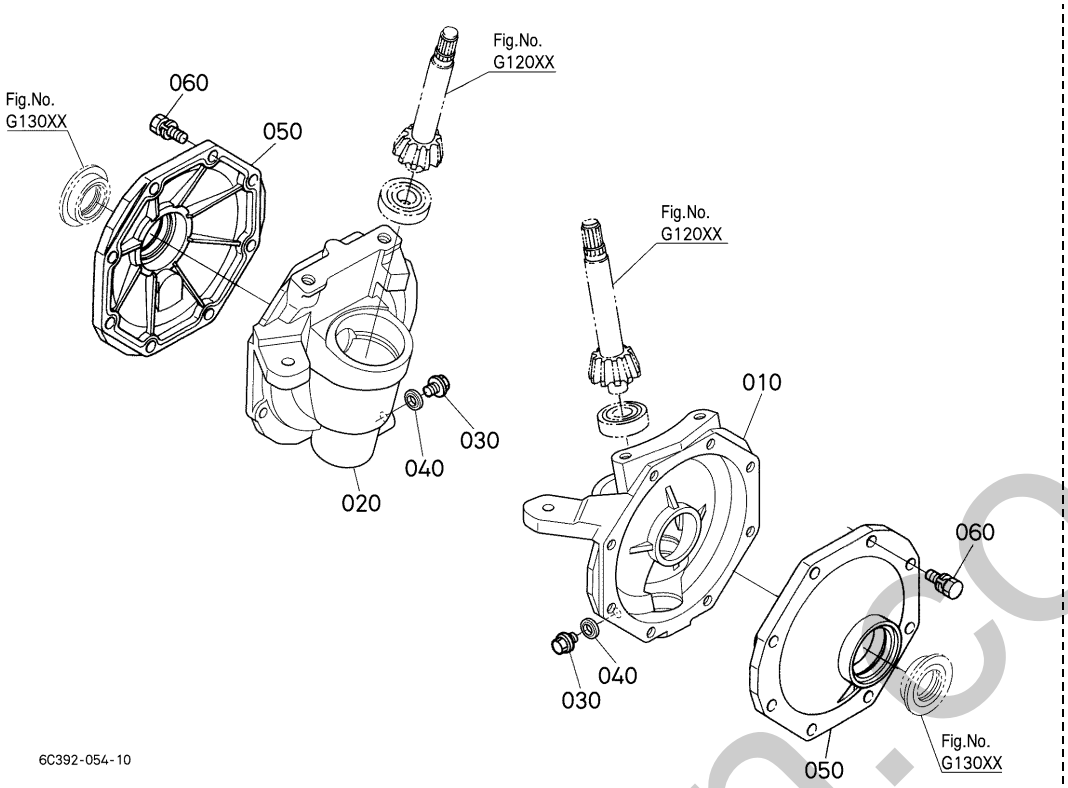

A:B1620D B:B1620DT

REF.No. POS.No. BILD-Nr.	PART No. REFERENCE BESELL-Nr.	PART NAME	DESIGNATION	BEZEICHNUNG	Q'TY/S.No. Q'TE/No.S. STUECK/S.Nr. A	B	I.C.	REMARKS REMARQUES BEMERKUNGEN
010	6A320-5631-3	CASE,GEAR LH	BOITE DE VITESSES G.	GEHAEUSE LS	1	1		
020	6A320-5632-3	CASE,GEAR RH	BOITE DE VITESSES D.	GEHAEUSE RS	1	1		
030	01774-51010	BOLT,FLANGE	VIS DE BUTEE	FLANSCHEN-BOLZEN	2	2		
040	04717-01000	WASHER,WITH RUBBER	JOINT EN CAOUTCHOUC	GUMMIUNTERLAGE	2	2		
050	6A320-5634-3	COVER,GEAR CASE	COUV. CARTER DISTRIB	DECKEL,GETRIEGEHAEUS	2	2		
060	01133-51028	BOLT	VIS	BOLZEN	16	16		

⟷ Interchangeable; ≠ not interchangeable; ⟵ new for old; ⟶ old for new

silverhorn.co.uk

G13000 FRONT AXLE REDUCTEUR VORDERACHSE

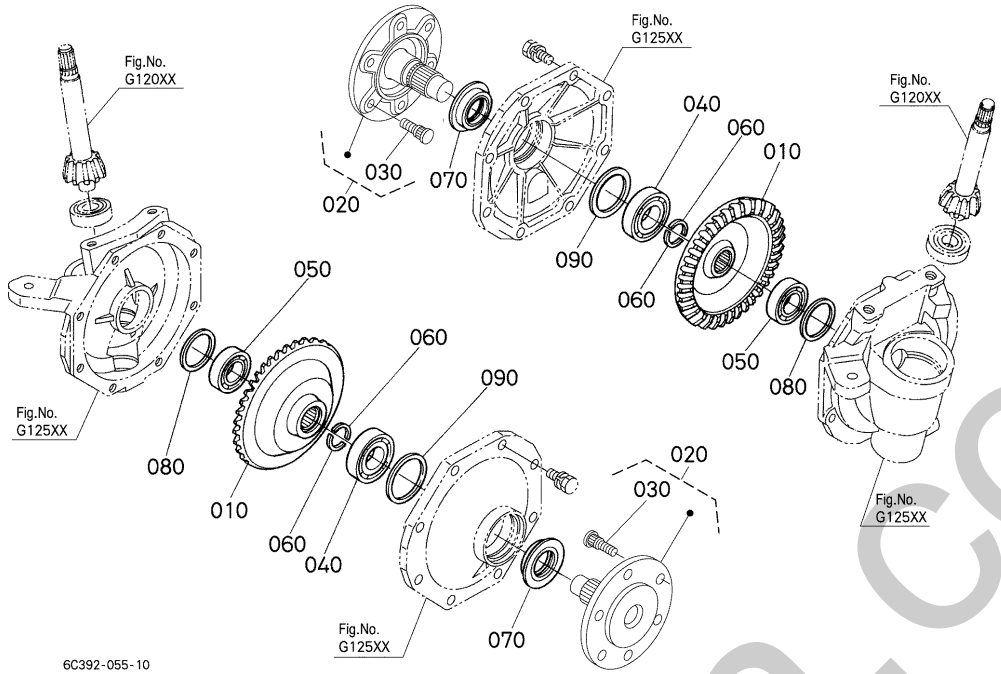

A:B1620D B:B1620DT

REF.No. POS.No. BILD-Nr.	PART No. REFERENCE BESELL-Nr.	PART NAME	DESIGNATION	BEZEICHNUNG	Q'TY/S.No. Q'TE/No.S. STUECK/S.Nr. A	B	I.C.	REMARKS REMARQUES BEMERKUNGEN
010	6A320-5731-0	GEAR,BEVEL	ENGRENAGE CONIQUE	ANTRIEBSKEGELRAD	2	2		38T
020	6A100-5730-0	ASSY SHAFT,F.AXLE	ENS.ESSIEU AVANT	GRP.VORDERACHSE	2	2		
030	6C040-5733-0	BOLT	VIS	BOLZEN	12	12		
040	08101-06206	BEARING,BALL	ROULEMENT A BILLES	KUGELLAGER	2	2		
050	08101-06205	BEARING,BALL	ROULEMENT A BILLES	KUGELLAGER	2	2		
060	67156-5682-0	COLLAR,SET	COLLIER	HUELSE	4	4		
070	37410-5734-0	SEAL,OIL	BAGUE JOINT	OELDICHTUNGSRING	2	2		
080	31353-4316-0	SHIM	CALE	BEILAGE	2	2		0.80mm
080	66706-1435-0	SHIM	CALE	BEILAGE	2	2		1.00mm
080	31353-4318-0	SHIM	CALE	BEILAGE	2	2		1.20mm
090	6C040-5714-0	SHIM	CALE	BEILAGE	2	2		0.80mm
090	6C040-5713-0	SHIM	CALE	BEILAGE	2	2		1.00mm
090	6C040-5715-0	SHIM	CALE	BEILAGE	2	2		1.20mm
090	6C040-5716-0	SHIM	CALE	BEILAGE	2	2		1.40mm

⟷ Interchangeable; ≠ not interchangeable; ⟵ new for old; ⟶ old for new

silverhorn.co.uk

G13500 FRONT DRIVE SHAFT
ARBRE DE ENTRAINEMENT AVANT
VORDERRAD-ANTRIEBSWELLE

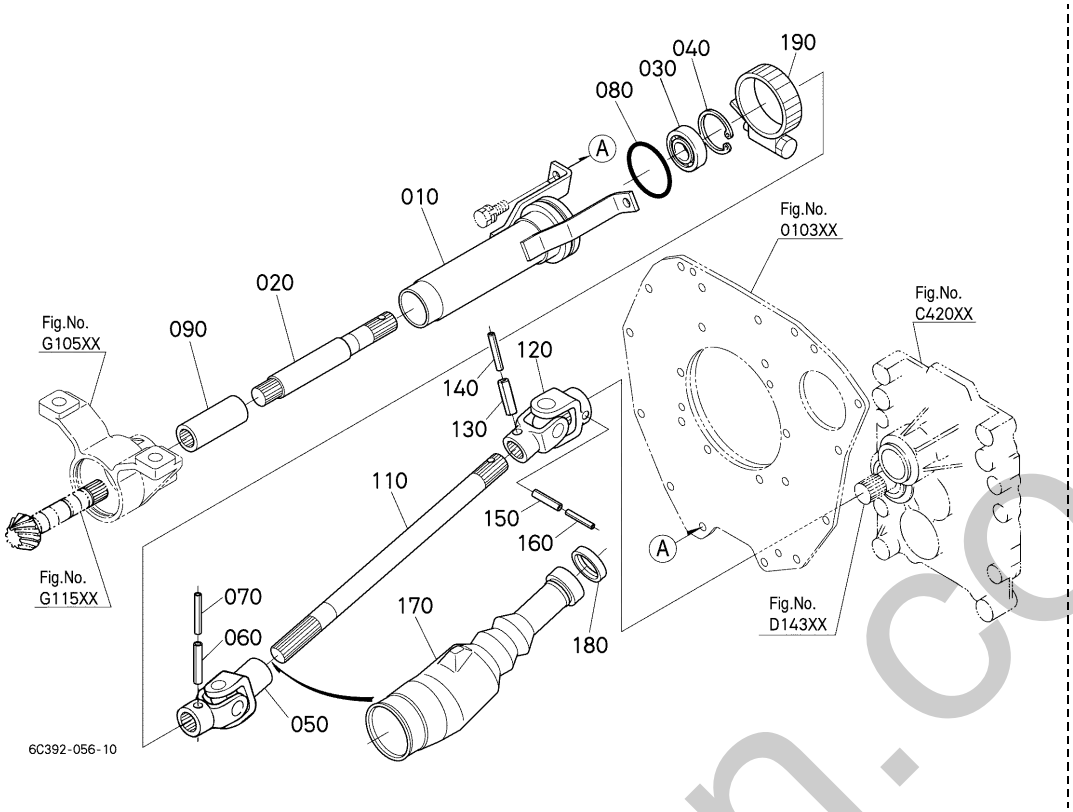

A:B1620D B:B1620DT

REF.No. POS.No. BILD-Nr.	PART No. REFERENCE BESELL-Nr.	PART NAME	DESIGNATION	BEZEICHNUNG	Q'TY/S.No. Q'TE/No.S. STUECK/S.Nr. A	B	I.C.	REMARKS REMARQUES BEMERKUNGEN
010	6C392-5766-2	COVER,FRONT SHAFT	COUVER	DECKEL	1	1		
020	6C392-5762-0	SHAFT,FRONT DRIVE	ARBRE DE BOLTIER	WELLE	1	1		
030	TD060-1825-0	BEARING,BALL	ROULEMENT A BILLES	KUGELLAGER	1	1		
040	04611-00420	CIR CLIP,INTERNAL	CIRCLIP	SPRENGRING	1	1		
050	6A320-5754-3	ASSY JOINT,UNIVERSAL	ENS.JOINT DE CARDAN	UNIVERSALGELENK	1	1		
060	05411-00640	PIN,SPRING	GOUPILLE-RESSORT	STIFT,FRUEHLING	1	1		
070	32721-5768-0	PIN,SPRING	GOUPILLE-RESSORT	STIFT,FRUEHLING	1	1		
080	04811-50550	O RING	JOINT TORIQUE	O RING	1	1		
090	6C050-1452-0	COUPLING	ACCOUPLEMENT	KUPPLUNG	1	1		
100	----	BLANK	BLANC	LEERE SPALTE	-	-		
110	6A320-5751-2	SHAFT,DRIVE REAR	ARBRE D'ENTRAINEMENT	ANTRIEBSWELLE	1	1		
120	6C040-5750-0	ASSY JOINT,UNIVERSAL	ENS.JOINT DE CARDAN	UNIVERSALGELENK	1	1		
130	05411-00640	PIN,SPRING	GOUPILLE-RESSORT	STIFT,FRUEHLING	1	1		
140	32721-5768-0	PIN,SPRING	GOUPILLE-RESSORT	STIFT,FRUEHLING	1	1		
150	05411-00640	PIN,SPRING	GOUPILLE-RESSORT	STIFT,FRUEHLING	1	1		
160	32721-5768-0	PIN,SPRING	GOUPILLE-RESSORT	STIFT,FRUEHLING	1	1		
170	6A320-5755-4	COVER	COUVERCLE	DECKEL	1	1		
180	6A320-5758-0	SEAL,OIL	BAGUE JOINT	OELDICHTUNGSRING	1	1		
190	66103-5831-0	BAND	COLLIER	ROHRBAND	1	1		

⟷ Interchangeable; ≠ not interchangeable; ⟵ new for old; ⟶ old for new

smeltorn.co.uk

H00100 KNUCKLE ARM
BRAS DE FUSEE
ACHSSCHENKEL

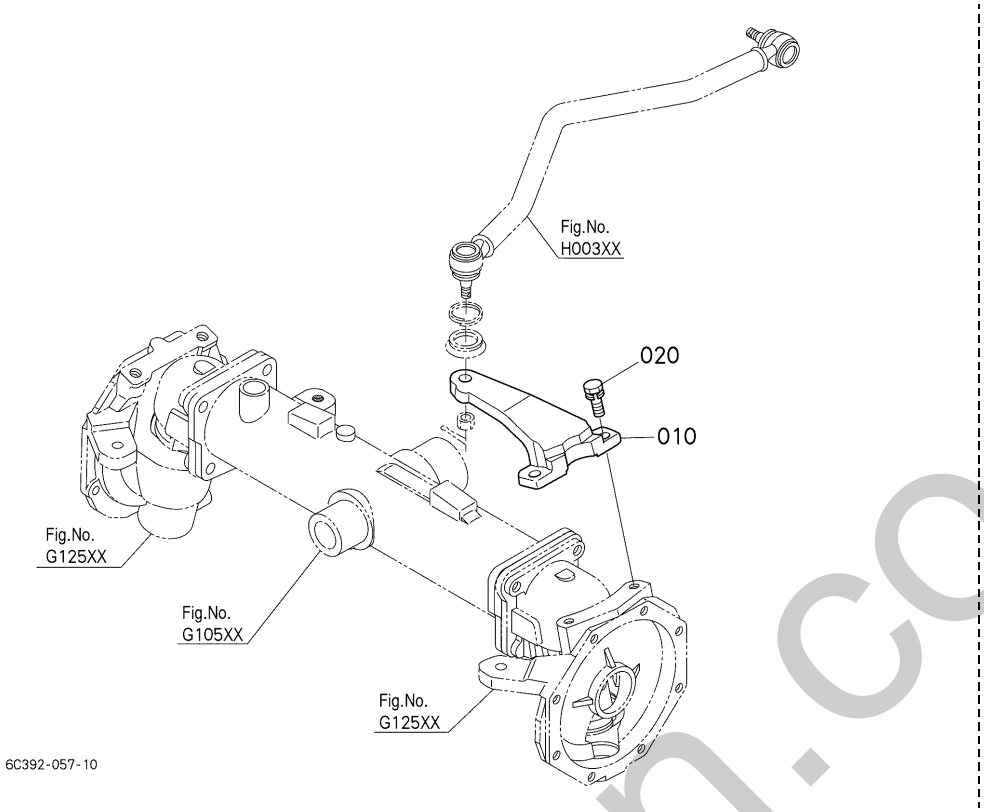

A:B1620D B:B1620DT

REF.No. POS.No. BILD-Nr.	PART No. REFERENCE BESELL-Nr.	PART NAME	DESIGNATION	BEZEICHNUNG	Q'TY/S.No. Q'TE/No.S. STUECK/S.Nr. A	B	I.C.	REMARKS REMARQUES BEMERKUNGEN
010	6A320-5641-0	ARM,KNUCKLE	BRAS DE FUSEE	ACHSSCHENKEL	1	1		
020	01133-51230	BOLT	VIS	BOLZEN	2	2		

⟷ Interchangeable; ≠ not interchangeable; ⟵ new for old; ⟶ old for new

silverhorn.co.uk

H00300 DRAG LINK
BIELLE DE DIRECTION
LENKSTANGE

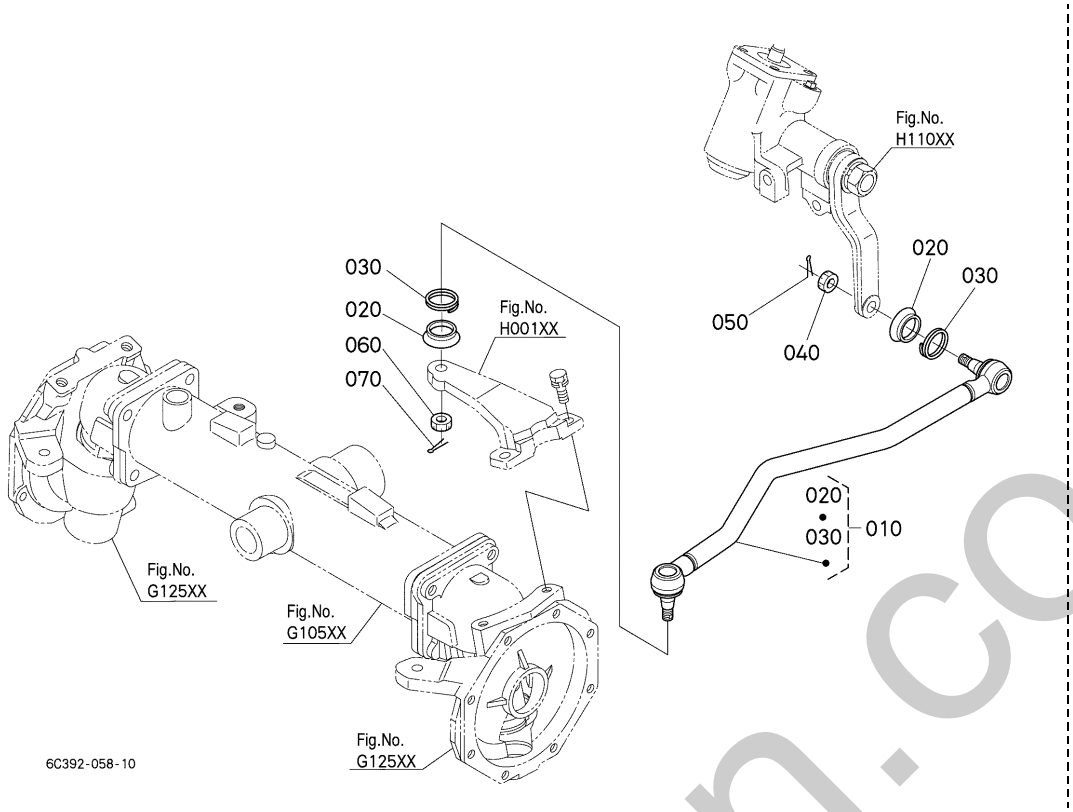

A:B1620D B:B1620DT

REF.No. POS.No. BILD-Nr.	PART No. REFERENCE BESELL-Nr.	PART NAME	DESIGNATION	BEZEICHNUNG	Q'TY/S.No. Q'TE/No.S. STUECK/S.Nr. A	B	I.C.	REMARKS REMARQUES BEMERKUNGEN
010	6A830-5761-4	ASSY LINK,DRAG	ENS.TIMON.DIRECTION	FUEHRUNGSSTANGE	1	1		
020	67121-5656-0	COVER,DUST	CACHE POUSSIERE	STAUB-DECKE	2	2		
030	67121-5657-0	CLIP	ATTACHE	SCHELLE	2	2		
040	66591-5678-0	NUT	ECROU	MUTTER	1	1		
050	05511-52528	PIN,SPLIT	GOUPILLE FENDUE	SPLINTSTIFT	1	1		
060	66591-5678-0	NUT	ECROU	MUTTER	1	1		
070	05511-52528	PIN,SPLIT	GOUPILLE FENDUE	SPLINTSTIFT	1	1		

silverhorn.co.uk

↔ Interchangeable; ≠ not interchangeable; ← new for old; → old for new

H00500 TIE ROD
BARRE D'ACCOUPLEMENT
SPURSTANGE

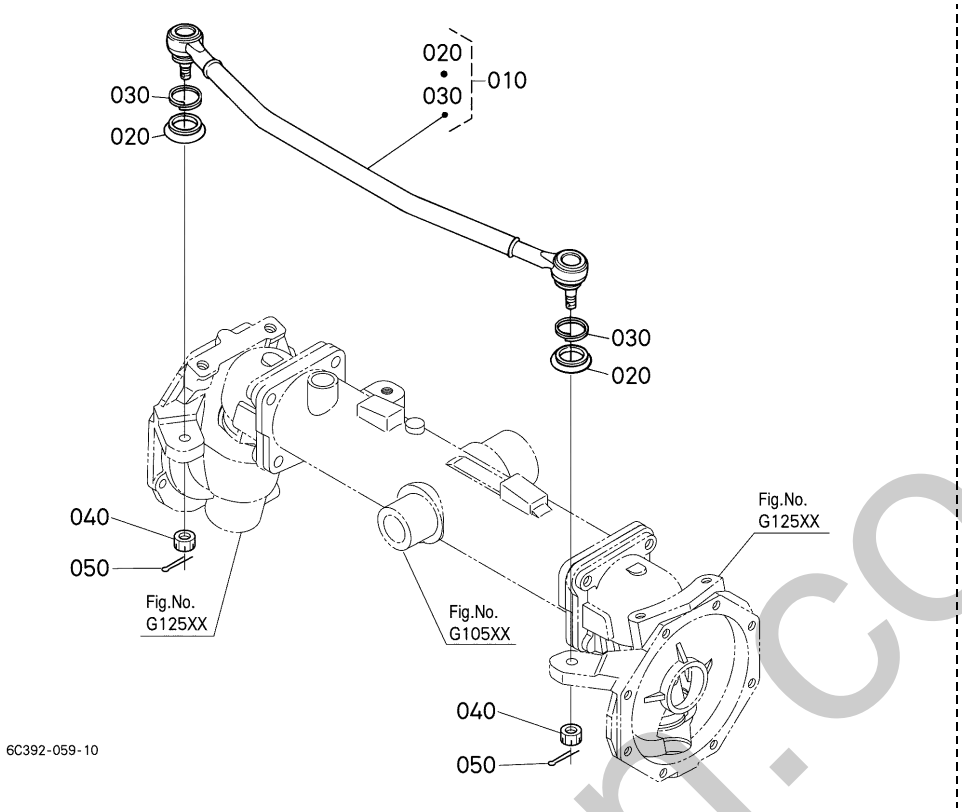

A:B1620D B:B1620DT

REF.No. POS.No. BILD-Nr.	PART No. REFERENCE BESELL-Nr.	PART NAME	DESIGNATION	BEZEICHNUNG	Q'TY/S.No. Q'TE/No.S. STUECK/S.Nr. A	B	I.C.	REMARKS REMARQUES BEMERKUNGEN
010	6C120-5642-0	ASSY ROD,TIE	ENS.BARRE D'ACCOUP.	GRP.SPANNSTANGE	1	1		
020	67121-5656-0	COVER,DUST	CACHE POUSSIERE	STAUB-DECKE	2	2		
030	67121-5657-0	CLIP	ATTACHE	SCHELLE	2	2		
040	66591-5678-0	NUT	ECROU	MUTTER	2	2		
050	05511-52528	PIN,SPLIT	GOUPILLE FENDUE	SPLINTSTIFT	2	2		

↔ Interchangeable; ≠ not interchangeable; ← new for old; → old for new

silverhorn.co.uk

H10100 STEERING HANDLE
VOLANT DE DIRECTION
LENKGRIFF

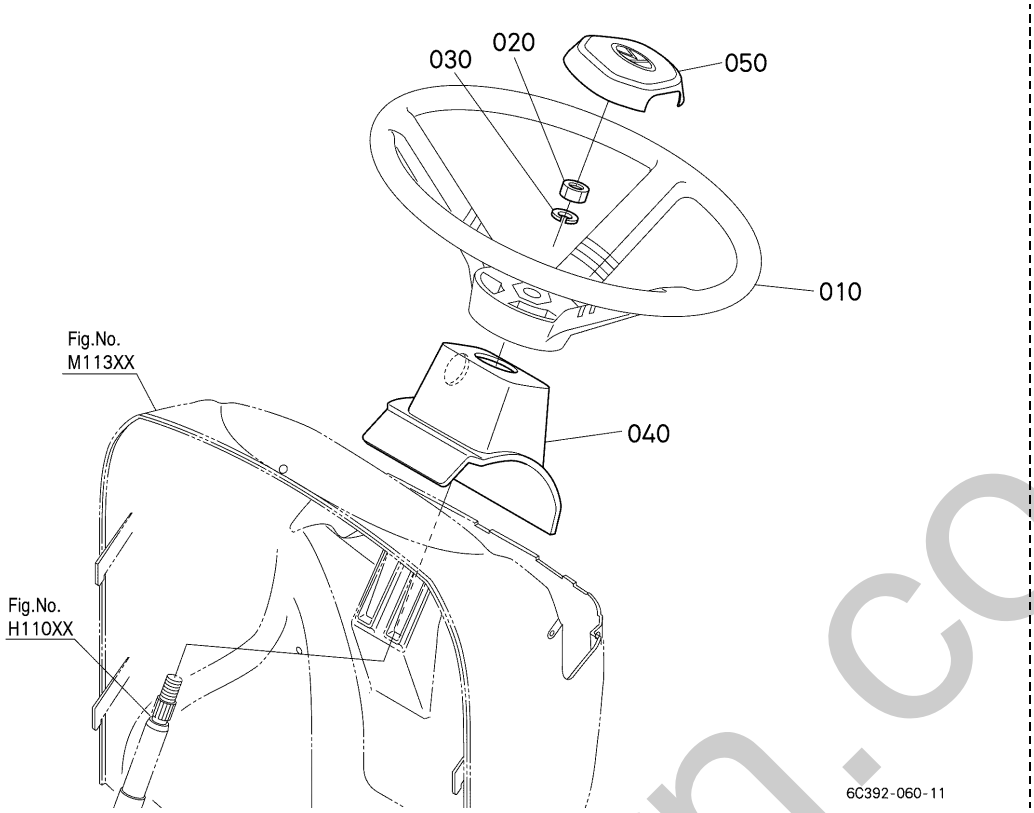

A:B1620D B:B1620DT

REF.No. POS.No. BILD-Nr.	PART No. REFERENCE BESELL-Nr.	PART NAME	DESIGNATION	BEZEICHNUNG	Q'TY/S.No. Q'TE/No.S. STUECK/S.Nr. A	B	I.C.	REMARKS REMARQUES BEMERKUNGEN
010	6C040-4141-0	WHEEL,STEERING	VOLANT DE DIRECTION	LENKRAD	1	1		
020	02174-50120	NUT	ECROU	MUTTER	1	1		
030	04512-60120	WASHER,SPRING	RONDELLE GROWER	FEDERRING	1	1		
040	6C392-4153-1	COVER,STEERING POST	COUV.BARRE DE DIREC.	ABDECKUNG	1	1		
050	6C040-4145-0	PAD,STEERING	CACHE VOLANT	SATTELKISSEN	1	1		

⟷ Interchangeable; ≠ not interchangeable; ⟵ new for old; ⟶ old for new

silverhorn.co.uk

H11000 STEERING
TIMONER DE DIRECTION
LENKGESTAENGE

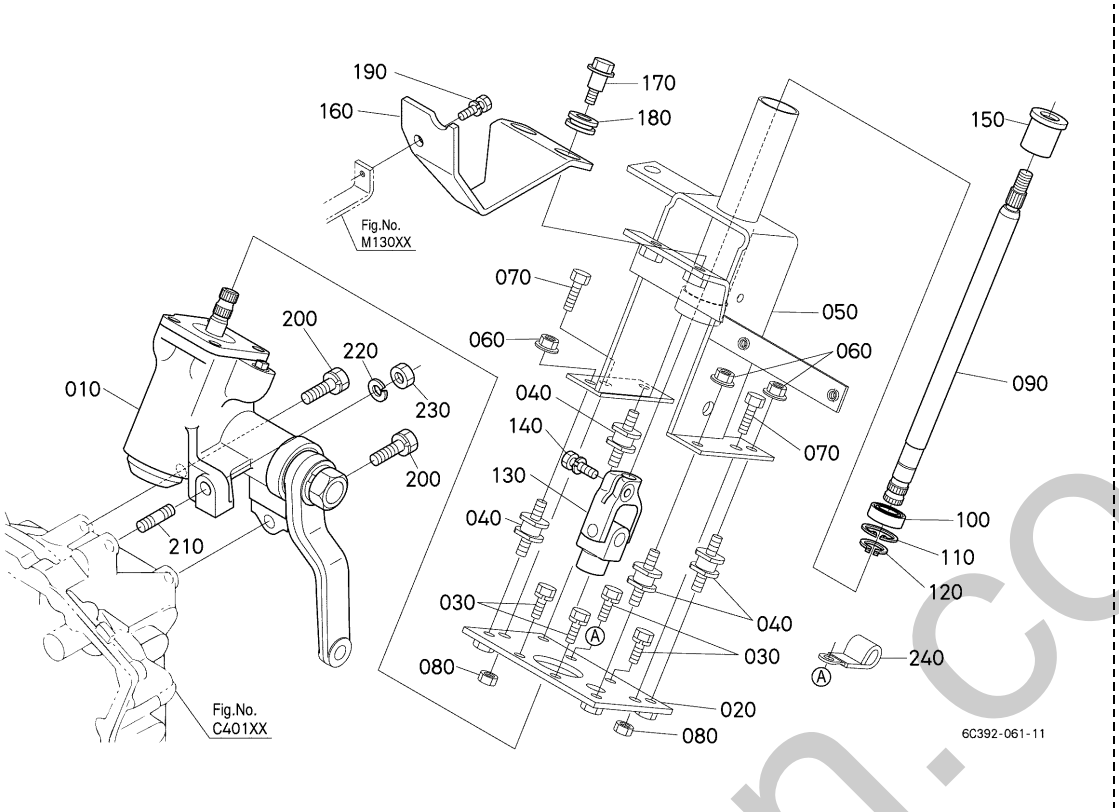

A:B1620D B:B1620DT

REF.No. POS.No. BILD-Nr.	PART No. REFERENCE BESELL-Nr.	PART NAME	DESIGNATION	BEZEICHNUNG	Q'TY/S.No. Q'TE/No.S. STUECK/S.Nr. A	B	I.C.	REMARKS REMARQUES BEMERKUNGEN
010	6A830-4180-3	ASSY STEERING,MANUAL	BOITIER DE DIRECTION	BAUGR.LENKUNG	1	1		
020	6C392-4119-3	BASE,STEERING	CORPS	PFLUGKOPPER	1	1		
030	6A830-4136-0	BOLT	VIS	BOLZEN	4	4		
040	14911-4141-0	CUSHION,RUBBER	COUSSIN	BUFFER,GUMMI	4	4		
050	6C392-4113-4	STEERING POST	POTEAU	PFOSTEN	1	1		
060	02121-50080	NUT	ECROU	MUTTER	4	4		
070	01153-50845	BOLT	VIS	BOLZEN	2	2		
080	02114-50080	NUT	ECROU	MUTTER	2	2		
090	6C392-4160-2	SHAFT,STEERING	ARBRE	BEWELLE	1	1		
100	08141-06002	BEARING,BALL	ROULEMENT A BILLES	KUGELLAGER	1	1		
110	04611-00320	CIR CLIP,INTERNAL	CIRCLIP	SPRENGRING	1	1		
120	04612-00150	CIR CLIP,EXTERNAL	CIRCLIP	SPRENGRING,AUSSEN	1	1		
130	6C200-4162-0	JOINT,UNIVERSAL	JOINT DE CARDAN	KARDANGELENK	1	1		
140	01123-50825	BOLT	VIS	BOLZEN	1	1		
150	6A700-4151-2	BUSH	BAGUE	BUCHSE	1	1		
160	6A830-4163-0	STAY,STEERING BRAKET	SUPPORT	STREBE	1	1		
170	6C040-5134-2	BOLT	VIS	BOLZEN	2	2		
180	6A700-4137-0	CUSHION	COUSSIN	KISSEN	2	2		
190	01123-50820	BOLT	VIS	BOLZEN	1	1		
200	01123-51240	BOLT	VIS	BOLZEN	2	2		
210	01555-51230	STUD	GOUJON	STEHBOLZEN	1	1		
220	04512-60120	WASHER,SPRING	RONDELLE GROWER	FEDERRING	1	1		
230	02174-50120	NUT	ECROU	MUTTER	1	1		
240	13824-6758-1	CLAMP,CORD	ATTACHE-FILS	KABELKLEMME	1	1		

⟷ Interchangeable; ≠ not interchangeable; ⟵ new for old; ⟶ old for new

overhorn.co.uk

J12000 HYDRAULIC PUMP
POMPE HYDRAULIQUE
HYDRAULIKPUMPE

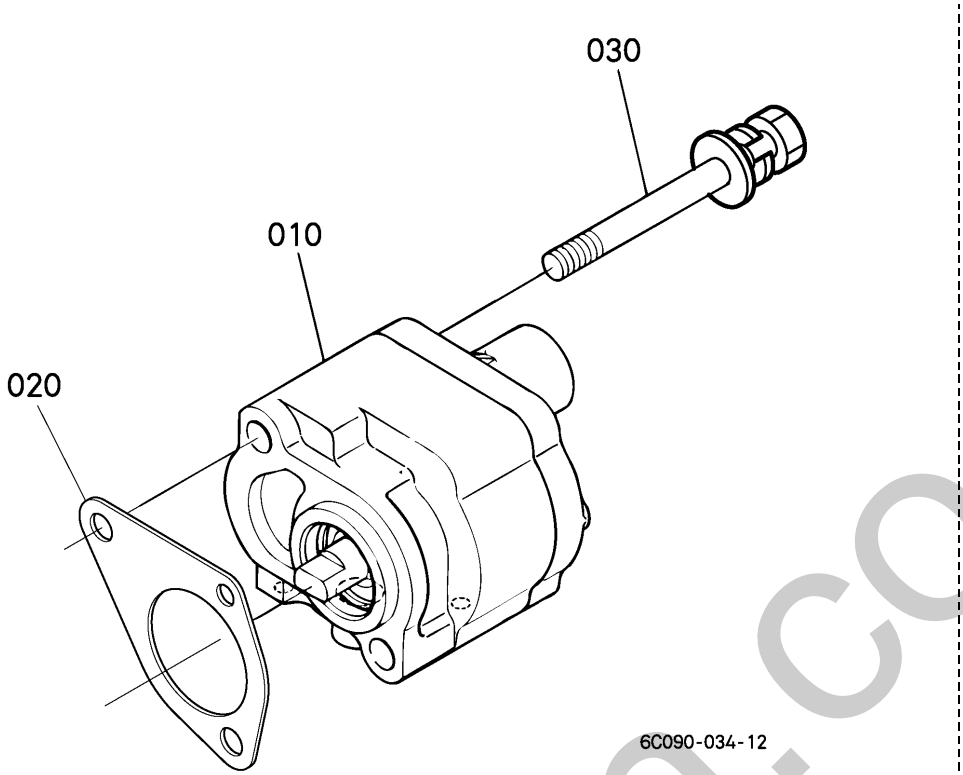

A:D722-D25(B1620D) B:D722-D25(B1620DT)

REF.No. POS.No. BILD-Nr.	PART No. REFERENCE BESELL-Nr.	PART NAME	DESIGNATION	BEZEICHNUNG	Q'TY/S.No. Q'TE/No.S. STUECK/S.Nr. A	B	I.C.	REMARKS REMARQUES BEMERKUNGEN
010	6C090-3630-6	ASSY PUMP,HYDRAULIC	POMPE HYD.COMPLETE	GRP.HYDRAULIKPUMPE	1	1		
020	15841-8311-2	GASKET	JOINT	DICHTUNGSPLATTE	1	1		
030	01125-50880	BOLT	VIS	BOLZEN	2	2		

⟷ Interchangeable; ≠ not interchangeable; ⟵ new for old; ⟶ old for new

silverhorn.co.uk

J12500 HYDRAULIC PUMP [COMPONENT PARTS]
POMPE HYDRAULIQUE [PARTIES COMPOSANTES]
HYDRAULIKPUMPE [EINZEI-TEIL]

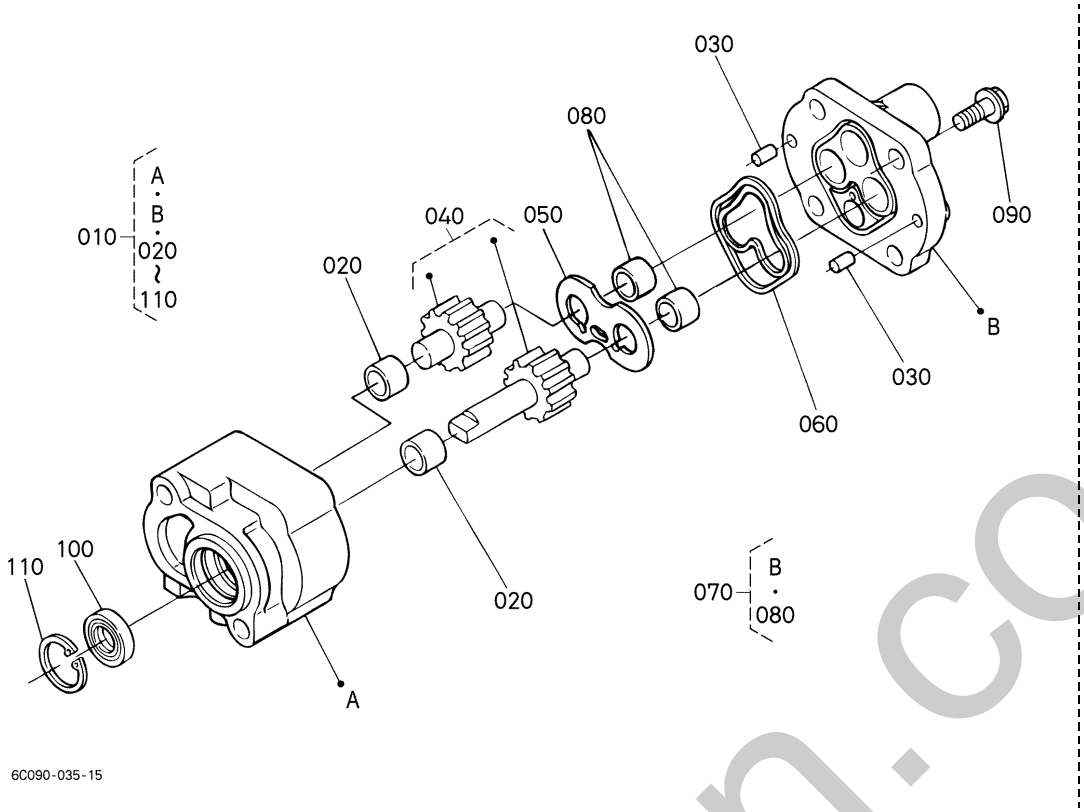

A:D722-D25(B1620D) B:D722-D25(B1620DT)

REF.No. POS.No. BILD-Nr.	PART No. REFERENCE BESELL-Nr.	PART NAME	DESIGNATION	BEZEICHNUNG	Q'TY/S.No. Q'TE/No.S. STUECK/S.Nr. A	B	I.C.	REMARKS REMARQUES BEMERKUNGEN
010	6C090-3630-6	ASSY PUMP,HYDRAULIC	POMPE HYD.COMPLETE	GRP.HYDRAULIKPUMPE	1	1		
020	K2063-3694-0	SLEEVE	MANCHON	MUFFE	2	2		
030	05014-00816	PIN,STRAIGHT	GOUPILLE CYLINDLIQUE	ZYLINDERSTIFT	2	2		
040	6C090-3720-2	COMP.GEAR,HYD.PUMP	PIGNON ET METAL COMP	KOMP.GETRIEBE,PUMPE	1	1		
050	6C140-3635-0	PLATE,SIDE	PLAQUE	SEITEPLATTE	1	1		
060	6C040-3634-4	RING,DOUBLE	BAGUE	RING	1	1		
070	6C140-3740-0	COMP.COVER	ENS.COUVERCLE	GRP.DECKEL	1	1		
080	K2063-3694-0	SLEEVE	MANCHON	MUFFE	2	2		
090	01754-51030	BOLT,FLANGE	VIS DE BUTEE	FLANSCHEN-BOLZEN	2	2		
100	31381-7639-0	SEAL,OIL	BAGUE JOINT	OELDICHTUNGSRING	1	1		
110	04611-00300	CIR CLIP,INTERNAL	CIRCLIP	SPRENGRING	1	1		

⟷ Interchangeable; ≠ not interchangeable; ⟵ new for old; ⟶ old for new

silverthorn.co.uk

J20100 HYDRAULIC PIPE (SUCTION)
CIRCUIT DE HUILE HYDRAULIQUE (ASPIRATION)
HYDRAULIKROHR (ANSAUG)

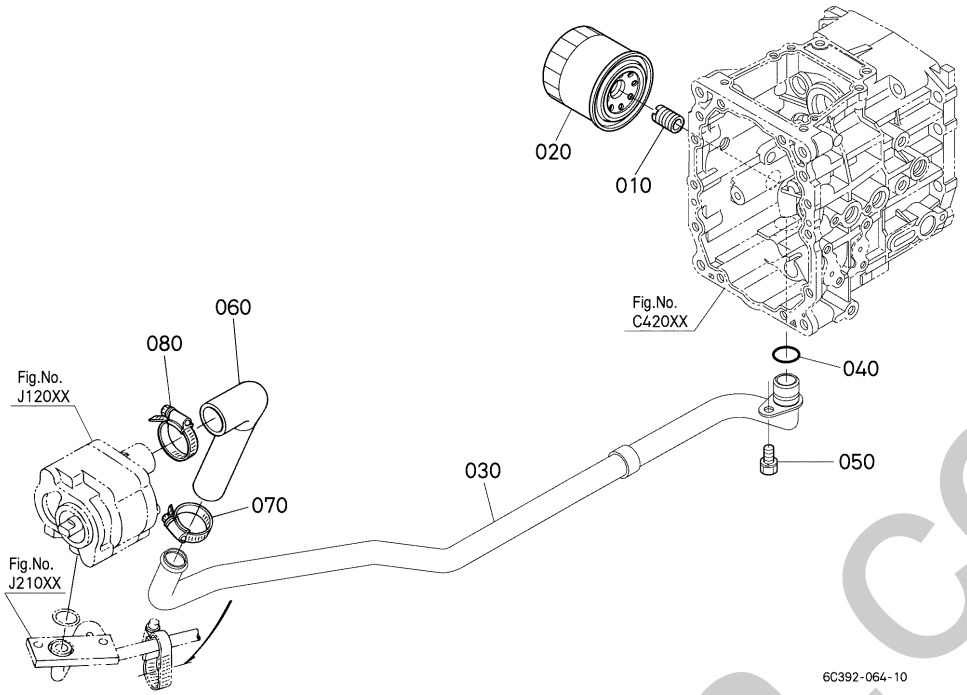

A:B1620D B:B1620DT

REF.No. POS.No. BILD-Nr.	PART No. REFERENCE BESELL-Nr.	PART NAME	DESIGNATION	BEZEICHNUNG	Q'TY/S.No. Q'TE/No.S. STUECK/S.Nr. A	B	I.C.	REMARKS REMARQUES BEMERKUNGEN
010	38240-3778-0	JOINT,SCREW	RACCORD	ANSCHLUSS	1	1		
020	HH670-3771-0	CARTRIDGE,OIL FILTER	CARTOUCHE FILTRANTE	OELFILTERPATRONE	1	1		
030	6C392-3913-2	PIPE,SUCTION	TUYAU D'ASPIRATION	ANSAUGROHR	1	1		
040	04816-00200	O RING	JOINT TORIQUE	O RING	1	1		
050	01123-60816	BOLT	VIS	BOLZEN	1	1		
060	6A310-3915-0	HOSE,INLET	TUYAU D'ADMISSION	SCHLAUCH	1	1		
070	67955-3623-0	CLAMP	ATTACHE	KLAMMER	1	1		
080	67955-3623-0	CLAMP	ATTACHE	KLAMMER	1	1		

⟷ Interchangeable; ≠ not interchangeable; ⟵ new for old; ⟶ old for new

silverhorn.co.uk

J21000 HYDRAULIC OIL LINE (DELIVERY)
CIRCUIT D'HUILE HYDRAULIQUE (REFOULEMENT)
HYDRAULIK-KREISLAUF (LIEFERUNG)

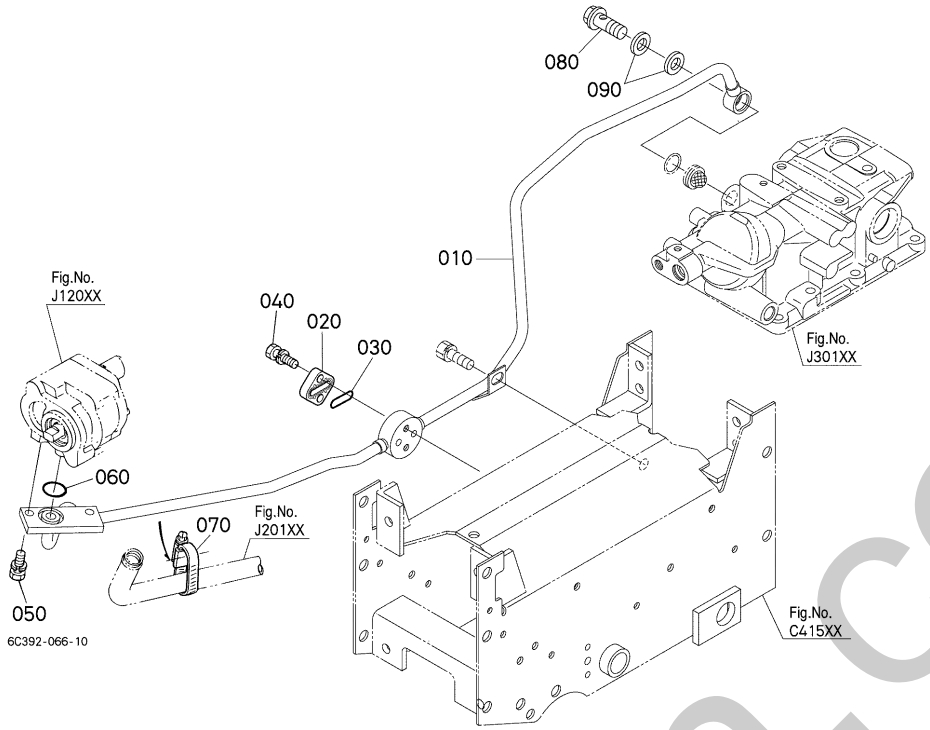

A:B1620D B:B1620DT

REF.No. POS.No. BILD-Nr.	PART No. REFERENCE BESELL-Nr.	PART NAME	DESIGNATION	BEZEICHNUNG	Q'TY/S.No. Q'TE/No.S. STUECK/S.Nr. A	B	I.C.	REMARKS REMARQUES BEMERKUNGEN
010	6C392-3922-0	PIPE	TUYAU	ANSAUGROHR	1	1		
020	6C040-3662-0	CAP	BOUCHON	KAPPE	1	1		
030	37410-3663-0	O RING	JOINT TORIQUE	O RING	1	1		
040	01123-50830	BOLT	VIS	BOLZEN	2	2		
050	01123-50825	BOLT	VIS	BOLZEN	2	2		
060	04817-00200	O RING	JOINT TORIQUE	O RING	1	1		
070	67955-3623-0	CLAMP	ATTACHE	KLAMMER	1	1		
080	6A320-3929-3	BOLT,JOINT	BOULON	BOLZEN,ABSCHLUSS	1	1		
090	67111-3718-0	GASKET	JOINT	DICHTUNGSPLATTE	2	2		

↔ Interchangeable; ≠ not interchangeable; ← new for old; → old for new

silverhorn.co.uk

J30100 HYDRAULIC CYLINDER
CYLINDRE HYDRAULIQUE
HYDRAULIKZYLINDER

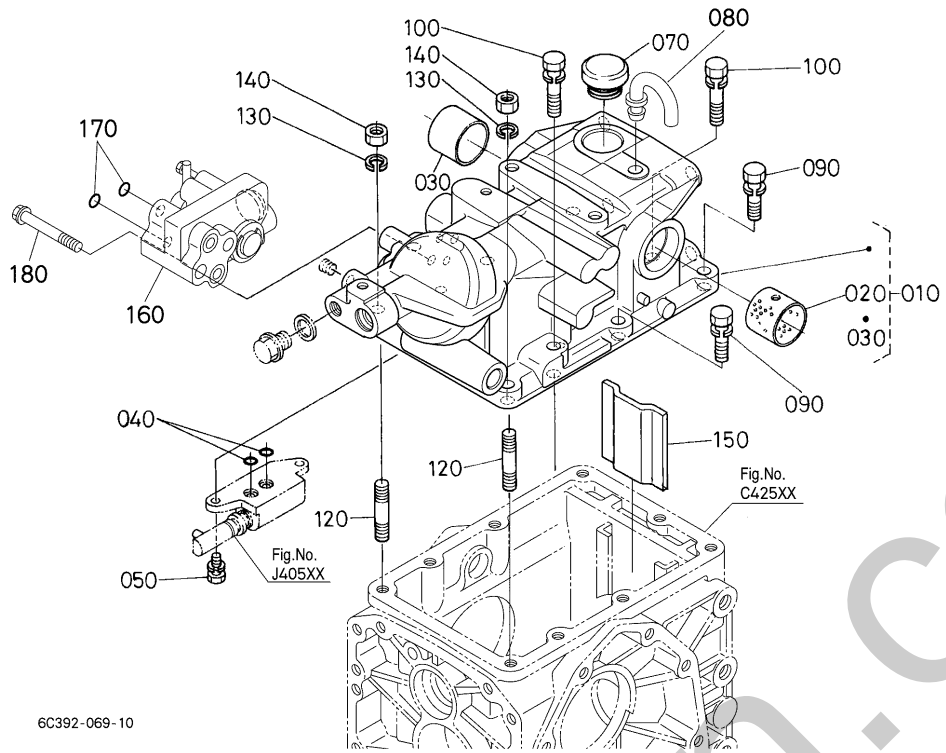

A:B1620D B:B1620DT

REF.No. POS.No. BILD-Nr.	PART No. REFERENCE BESELL-Nr.	PART NAME	DESIGNATION	BEZEICHNUNG	Q'TY/S.No. Q'TE/No.S. STUECK/S.Nr. A	B	I.C.	REMARKS REMARQUES BEMERKUNGEN
010	6C080-3626-5	ASSY CASE	ENS.BOITE	GRP.GEHAEUSE	1	1		
020	6A320-3649-0	BUSH	BAGUE	BUCHSE	1	1		
030	6A320-3647-0	BUSH	BAGUE	BUCHSE	1	1		
040	04817-00100	O RING	JOINT TORIQUE	O RING	2	2		
050	01123-50825	BOLT	VIS	BOLZEN	2	2		
060	----	BLANK	BLANC	LEERE SPALTE	-	-		
070	6A100-3642-0	PLUG,OIL FILLER	BOUCHON,REMPLIS.H/L	OELEINFUELLSSTOPFEN	1	1		
080	6A100-3641-0	BREATHER	RENIFLARD	ENTLUEFTER	1	1		
090	01123-51035	BOLT	VIS	BOLZEN	5	5		
100	01123-51045	BOLT	VIS	BOLZEN	2	2		
110	----	BLANK	BLANC	LEERE SPALTE	-	-		
120	01555-51035	STUD	GOUJON	STEHBOLZEN	2	2		
130	04512-60100	WASHER,SPRING	RONDELLE GROWER	FEDERRING	2	2		
140	02118-50100	NUT	ECROU	MUTTER	2	2		
150	6C040-3675-0	STOPPER	POINTEAU D'ARRET	STOPFEN	1	1		
160	YR916-0010-0	ASSY VALVE,CHANGE	ENS.SOUPAPE,VARIATIO	GRP.AENDERUNGVENTIL	1	1		
170	04817-00090	O RING	JOINT TORIQUE	O RING	2	2		
180	01754-50855	BOLT,FLANGE	VIS DE BUTEE	FLANSCHEN-BOLZEN	2	2		

⟷ Interchangeable; ≠ not interchangeable; ⟵ new for old; ⟶ old for new

sinverhorn.co.uk

J30200 HYDRAULIC VALVE [COMPONENT PARTS]
DISTRIBUTEUR HYDRAULIQUE [PARTIES COMPOSANTES]
HYDRAULIKVENTIL [EINZEL-TEIL]

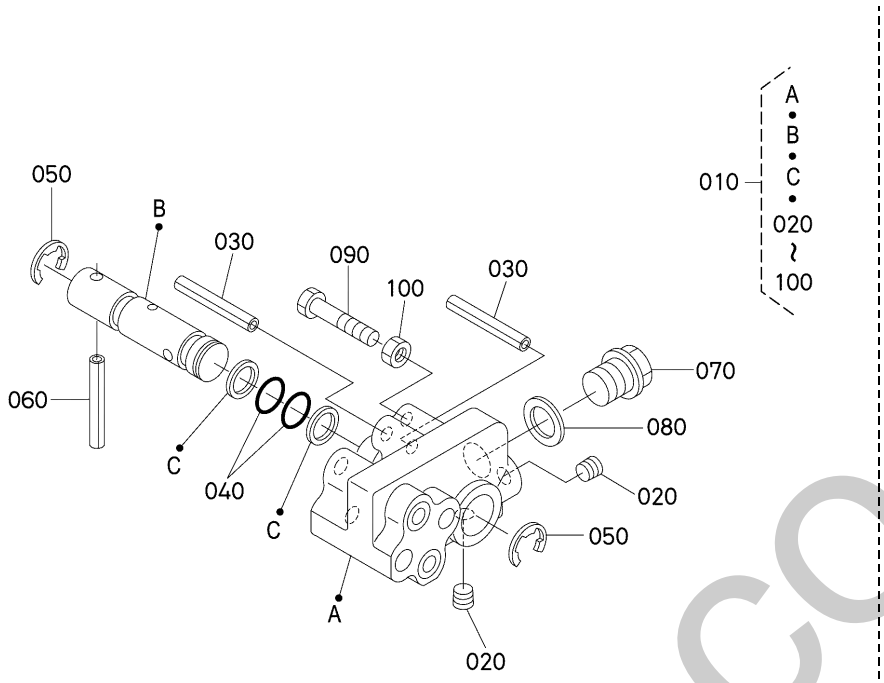

6C392-073-10

A:B1620D B:B1620DT

REF.No. POS.No. BILD-Nr.	PART No. REFERENCE BESELL-Nr.	PART NAME	DESIGNATION	BEZEICHNUNG	Q'TY/S.No. Q'TE/No.S. STUECK/S.Nr. A	B	I.C.	REMARKS REMARQUES BEMERKUNGEN
010	YR916-0010-0	ASSY VALVE,CHANGE	ENS.SOUPAPE,VARIATIO	GRP.AENDERUNGVENTIL	1	1		
020	YT104-2101-0	PLUG	BOUCHON	STOPFEN	3	3		
030	05411-00628	PIN,SPRING	GOUPILLE-RESSORT	STIFT,FRUEHLING	2	2		
040	04816-00120	O RING	JOINT TORIQUE	O RING	2	2		
050	04613-50120	CIR CLIP,EXTERNAL	CIRCLIP	SPRENGRING,AUSSEN	2	2		
060	05411-00640	PIN,SPRING	GOUPILLE-RESSORT	STIFT,FRUEHLING	1	1		
070	37150-3673-0	PLUG	BOUCHON	STOPFEN	1	1		
080	37150-3672-0	GASKET	JOINT	DICHTUNGSPLATTE	1	1		
090	01053-50630	BOLT	VIS	BOLZEN	1	1		
100	02014-50060	NUT	ECROU	MUTTER	1	1		

silverhorn.co.uk

↔ Interchangeable; ≠ not interchangeable; ← new for old; → old for new

J31000 HYDRAULIC LIFT ARM
BRAS DE RELEVAGE
HYDRAULIKHUBARM

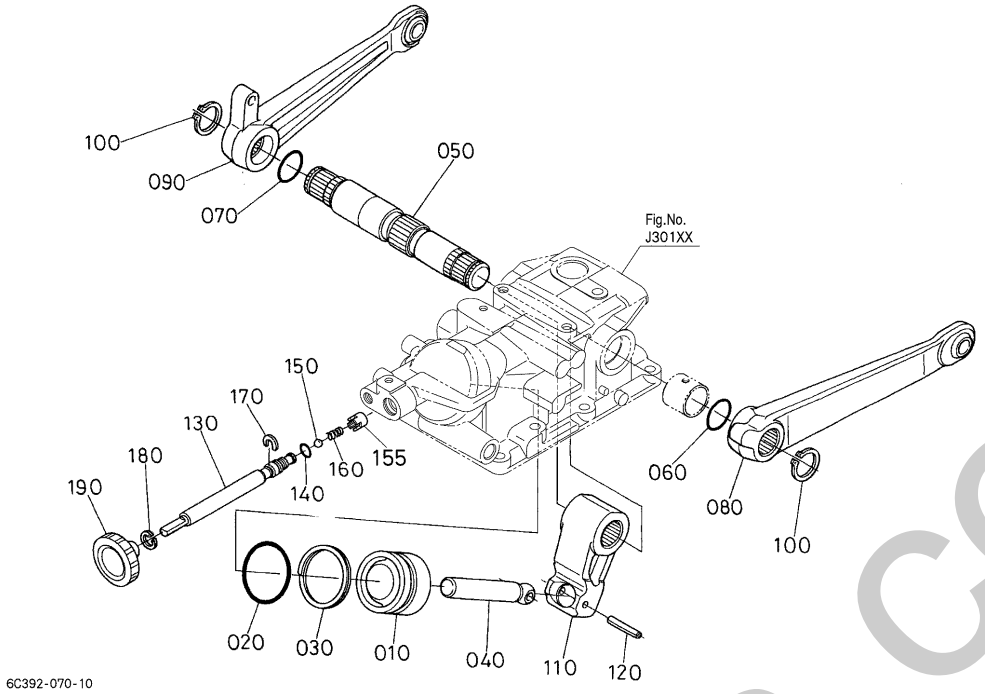

A:B1620D B:B1620DT

REF.No. POS.No. BILD-Nr.	PART No. REFERENCE BESELL-Nr.	PART NAME	DESIGNATION	BEZEICHNUNG	Q'TY/S.No. Q'TE/No.S. STUECK/S.Nr. A	B	I.C.	REMARKS REMARQUES BEMERKUNGEN
010	6A320-3641-0	PISTON,HYD.	PISTON DE RELEVAGE	KOLBEN,HYD.	1	1		
020	04810-00550	O RING	JOINT TORIQUE	O RING	1	1		
030	68773-2156-0	RING,BACK UP	JOINT TEFLON	STUETZRING	1	1		
040	6A320-3643-0	ROD,HYD.PISTON	BIELLE	STANGE,KOLBEN	1	1		
050	6C120-3658-0	SHAFT,HYD.ARM	ARBRE DE RELEVAGE	WELLE,HYD.ARM	1	1		
060	04816-00300	O RING	JOINT TORIQUE	O RING	1	1		
070	04816-00320	O RING	JOINT TORIQUE	O RING	1	1		
080	6A320-3651-0	ARM,LIFT LH	BRAS DE LEVAGE G.	HUBARM LS	1	1		
090	6C080-3652-0	ARM,LIFT RH	BRAS DE LEVAGE D.	HUBARM RS	1	1		
100	04612-00300	CIR CLIP,EXTERNAL	CIRCLIP	SPRENGRING,AUSSEN	2	2		
110	6A320-3645-3	ARM,HYDRAULIC	BRAS DE POUSSEE	HYDRAULIKARM	1	1		
120	05411-00640	PIN,SPRING	GOUPILLE-RESSORT	STIFT,FRUEHLING	1	1		
130	6A320-3722-0	SHAFT,HYD.ADJUST	ARBRE	WELLE	1	1		
140	04817-00100	O RING	JOINT TORIQUE	O RING	1	1		
150	07715-03209	BALL	BILLE	KUGEL	1	1		
155	6A600-3627-0	COLLAR	COLLIER	HUELSE	1	1		
160	6A600-9365-0	SPRING	RESSORT	FRUEHLING	1	1		
170	6A320-3741-0	STOPPER	POINTEAU D'ARRET	STOPFEN	1	1		
180	04611-00190	CIR CLIP,INTERNAL	CIRCLIP	SPRENGRING	1	1		
190	37410-3664-3	GRIP	POIGNEE	GRIFF	1	1		

⟷ Interchangeable; ≠ not interchangeable; ⟵ new for old; ⟶ old for new

shorthorn.co.uk

J40500 CONTROL VALVE
DISTRIBUTEUR CONTROLE
REGELUNGSVENTIL

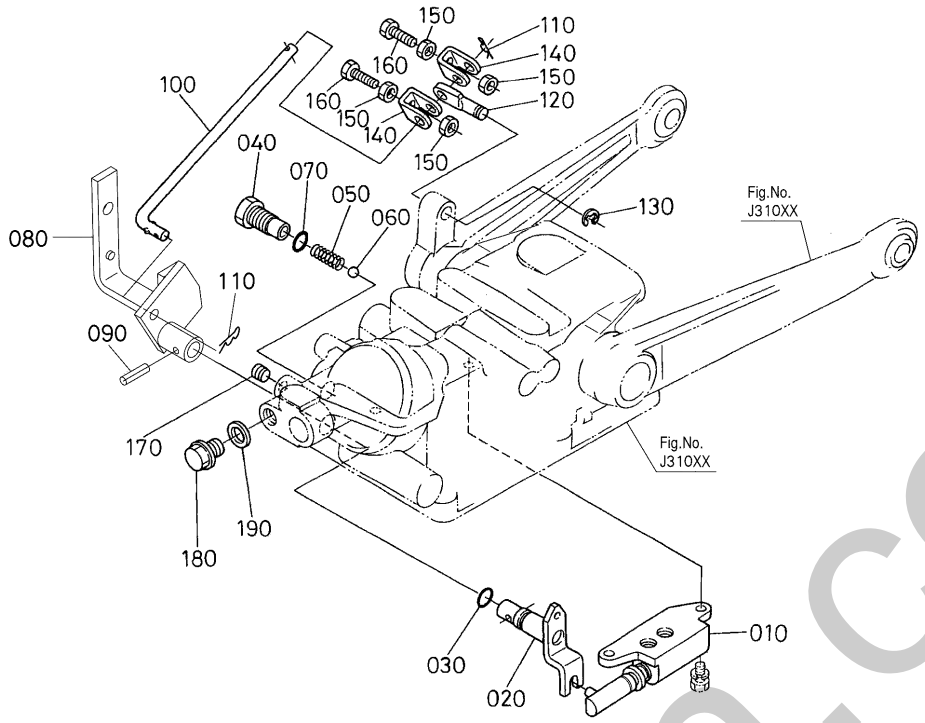

6C392-071-10

A:B1620D B:B1620DT

REF.No. POS.No. BILD-Nr.	PART No. REFERENCE BESELL-Nr.	PART NAME	DESIGNATION	BEZEICHNUNG	Q'TY/S.No. Q'TE/No.S. STUECK/S.Nr. A	B	I.C.	REMARKS REMARQUES BEMERKUNGEN
010	YR688-0010-0	VALVE,ASSY.CONTROL	ENS.DISTRIBUTEUR	GRP.REGELUNGSVENTIL	1	1		
020	6C080-3693-0	SHAFT,CONTROL LEVER	ARBRE DE LVR DE COM.	KONTROLLHEBELWELLE	1	1		
030	04816-00110	O RING	JOINT TORIQUE	O RING	1	1		
040	6C090-3606-0	PLUG	BOUCHON	STOPFEN	1	1		
050	K3511-3608-0	SPRING	RESSORT	FRUEHLING	1	1		
060	07715-01605	BALL	BILLE	KUGEL	1	1		
070	04816-00140	O RING	JOINT TORIQUE	O RING	1	1		
080	6C392-3627-0	ARM,CONTROL LEVER	BRAS DE LEVIER	ARM	1	1		
090	05411-00525	PIN,SPRING	GOUPILLE-RESSORT	STIFT,FRUEHLING	1	1		
100	6C080-3623-0	ROD,FEED BACK	BIELLETTE DE CONTROL	STANGE	1	1		
110	05525-50800	PIN,SNAP	GOUPILLE BETA	SICHERUNGSSTIFT	2	2		
120	6C090-3622-0	PIN,FEED BACK	GOUPILLE	STIFT	1	1		
130	04613-50080	CIR CLIP,EXTERNAL	CIRCLIP	SPRENGRING,AUSSEN	1	1		
140	66611-3632-0	INTERLOCKER	PALONNIER	GABELGELENK	2	2		
150	02112-50080	NUT	ECROU	MUTTER	4	4		
160	01153-50825	BOLT	VIS	BOLZEN	2	2		
170	32701-3615-0	PLUG	BOUCHON	STOPFEN	1	1		
180	37150-3673-0	PLUG	BOUCHON	STOPFEN	1	1		
190	37150-3672-0	GASKET	JOINT	DICHTUNGSPLATTE	1	1		

⟷ Interchangeable; ≠ not interchangeable; ⟵ new for old; ⟶ old for new

sherborn.co.uk

J41000 CONTROL VALVE [COMPONENT PARTS]
SOUPAPE DE CONTROLE [PARTIES COMPOSANTES]
KONTROLLVENTIL [EINZEL-TEIL]

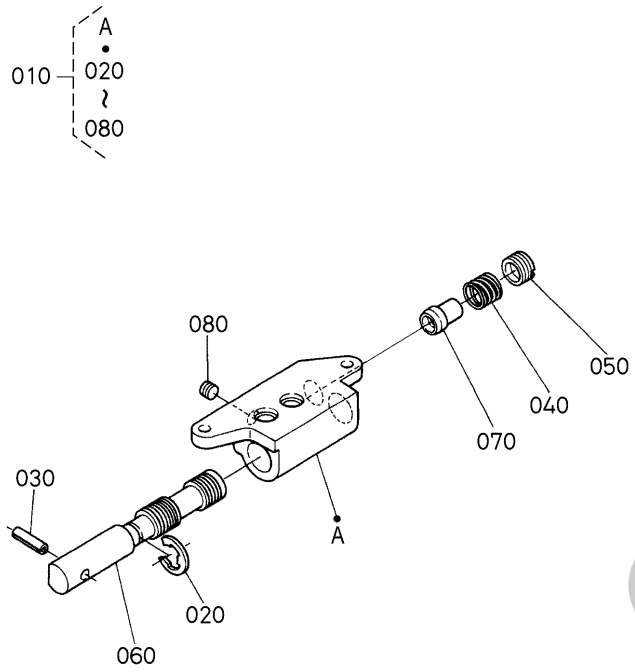

A:B1620D B:B1620DT

REF.No. POS.No. BILD-Nr.	PART No. REFERENCE BESELL-Nr.	PART NAME	DESIGNATION	BEZEICHNUNG	Q'TY/S.No. Q'TE/No.S. STUECK/S.Nr. A	B	I.C.	REMARKS REMARQUES BEMERKUNGEN
010	YR688-0010-0	VALVE,ASSY.CONTROL	ENS.DISTRIBUTEUR	GRP.REGELUNGSVENTIL	1	1		
020	04613-50090	CIR CLIP,EXTERNAL	CIRCLIP	SPRENGRING,AUSSEN	1	1		
030	05411-00620	PIN,SPRING	GOUPILLE-RESSORT	STIFT,FRUEHLING	1	1		
040	YR688-0033-0	WASHER,SPRING	SPRING	SCHLEIFBUERSTENFEDER	1	1		
050	YR688-0034-0	PLUG,SCREW	PLUG	STOPFEN	1	1		
060	YR688-1021-0	SPOOL	TIROIR	SPULE	1	1		
070	YT102-5131-0	POPPET,RELIEF	CLAPET	VENTILKEGEL	1	1		
080	YT680-1019-0	PLUG	BOUCHON	STOPFEN	1	1		

↔ Interchangeable; ≠ not interchangeable; ← new for old; → old for new

silverhorn.co.uk

K10100 LIFT ROD
BARRE DE RELEVAGE
HUBSTANGE

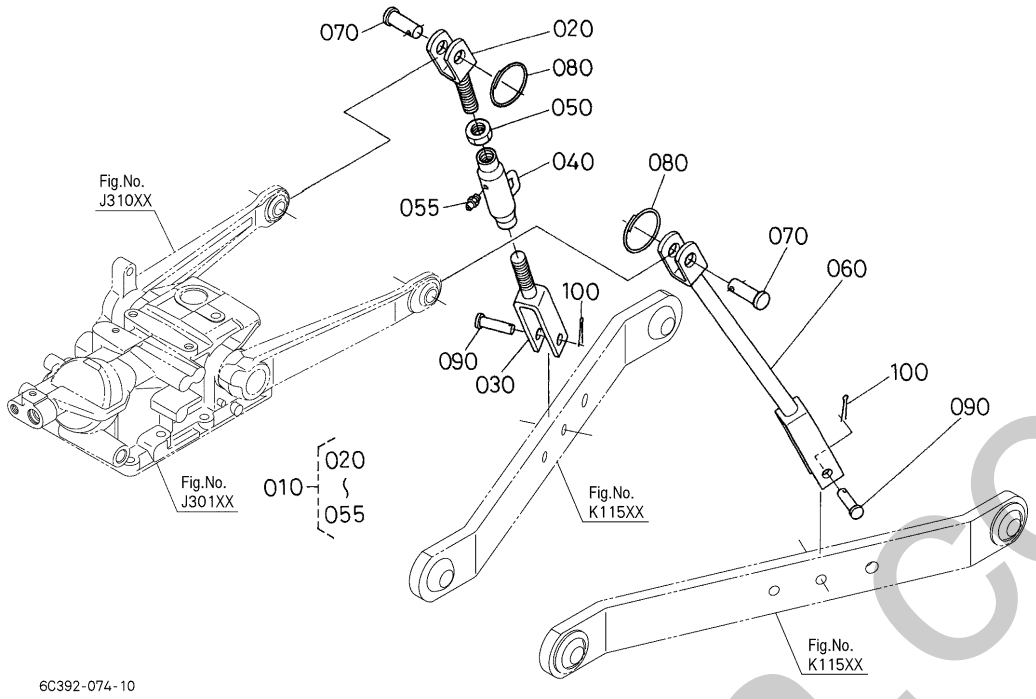

A:B1620D B:B1620DT

REF.No. POS.No. BILD-Nr.	PART No. REFERENCE BESELL-Nr.	PART NAME	DESIGNATION	BEZEICHNUNG	Q'TY/S.No. Q'TE/No.S. STUECK/S.Nr. A	B	I.C.	REMARKS REMARQUES BEMERKUNGEN
010	6C040-6520-2	ASSY ROD,LIFT RH	BARRE DE RELEVAGE D.	GRP.STANGE	1	1		
020	6C040-6523-0	ROD,LIFT UPPER RH	BARRE DE RELEVAGE D.	HUBSTANGE RS	1	1		
030	6C040-6524-0	ROD,LIFT LOWER RH	BARRE DE RELEVAGE D.	HUBSTANGE RS	1	1		
040	6C070-6525-0	ROD,LIFT MIDDLE	BARRE DE RELEVAGE	STANGE	1	1		
050	02172-50180	NUT	ECROU	MUTTER	1	1		
055	06613-10675	NIPPLE,GREASE	GRAISSEUR	SCHMIERNIPPEL	1	1		
060	6C040-6527-0	ROD,LIFT LH	BARRE DE RELEVAGE G.	HUBSTANGE LS	1	1		
070	05122-51645	PIN,JOINT	GOUPILLE	STIFT	2	2		
080	67156-3434-0	RING,SNAP	BAGUE ELASTIQUE	VERSCHLUSSRING	2	2		
090	05122-51240	PIN,JOINT	GOUPILLE	STIFT	2	2		
100	05511-50430	PIN,SPLIT	GOUPILLE FENDUE	SPLINTSTIFT	2	2		

⟷ Interchangeable; ≠ not interchangeable; ⟵ new for old; ⟶ old for new

silverhorn.co.uk

K11500 LOWER LINK
BRAS INFERIEURS
UNTERLENKER

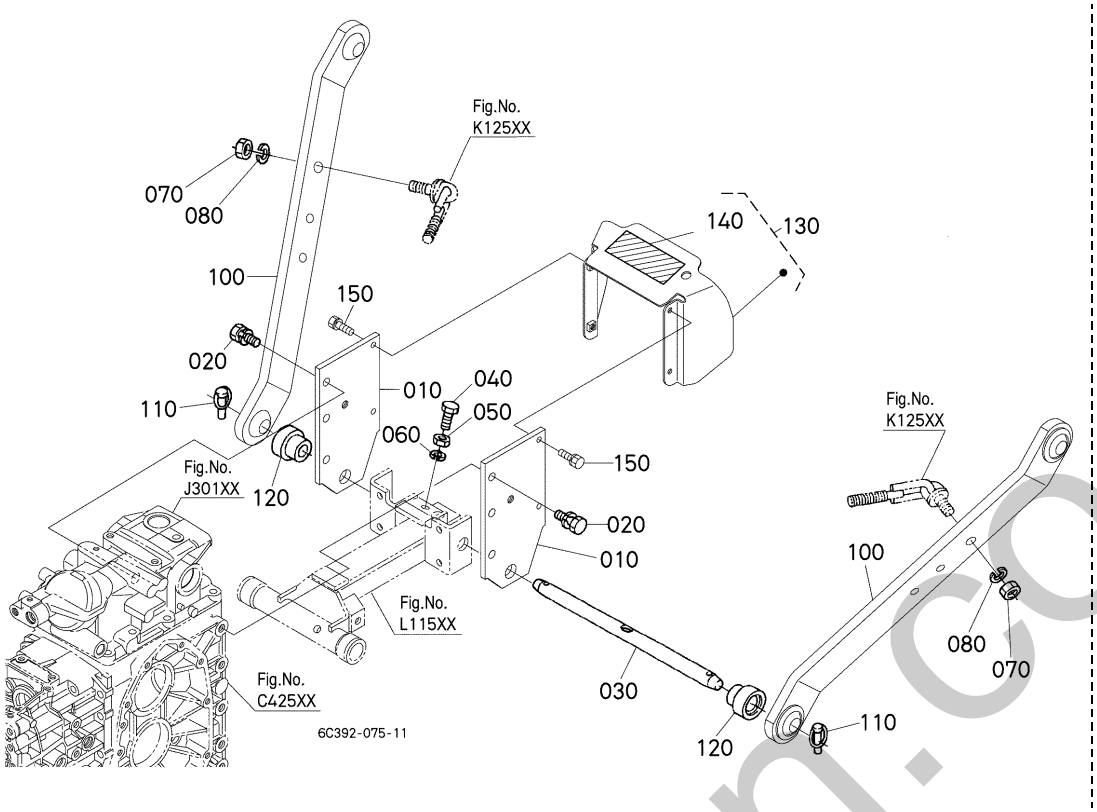

A:B1620D B:B1620DT

REF.No. POS.No. BILD-Nr.	PART No. REFERENCE BESELL-Nr.	PART NAME	DESIGNATION	BEZEICHNUNG	Q'TY/S.No. Q'TE/No.S. STUECK/S.Nr. A	B	I.C.	REMARKS REMARQUES BEMERKUNGEN
010	6C392-6411-0	STAY,LOWER LINK	SUPPPORT DE MAILLON	STREBE	2	2		
020	01123-51235	BOLT	VIS	BOLZEN	8	8		
030	6C040-6601-0	PIN,LOWER LINK	GOUP.DE MAILLON INF.	STIFT,UNTERLENKER	1	1		
040	6C040-6512-0	BOLT	VIS	BOLZEN	1	1		
050	02018-50100	NUT	ECROU	MUTTER	1	1		
060	04512-60100	WASHER,SPRING	RONDELLE GROWER	FEDERRING	1	1		
070	02174-50160	NUT	ECROU	MUTTER	2	2		
080	04512-60160	WASHER,SPRING	RONDELLE GROWER	FEDERRING	2	2		
090	----	BLANK	BLANC	LEERE SPALTE	-	-		
100	6C392-6521-0	COMP.LINK,LOWER	COMP.LINK,LOWER	KOMP.UNTERLENKER	2	2		
110	34150-3764-0	PIN,SET	GOUPILLE DE REGLAGE	HALTESTIFT	4	4		
120	6C042-6602-0	SPACER	ENTRETOISE	DISTANZSCHEIBE	2	2		
130	6C392-7210-0	KIT COVER,PTO	ENS.COUVERCLE PDF	GRP.DECKEL	1	1		
140	3F240-9819-0	LABEL,SWITCH CAUTION	ETIQUETTE	AUFKLEBER	1	1		
150	01123-50825	BOLT	VIS	BOLZEN	4	4		

⟷ Interchangeable; ≠ not interchangeable; ⟵ new for old; ⟶ old for new

simerhorn.co.uk

K12000 TOP LINK / TIRANT SUPERIEUR / OBERLENKER

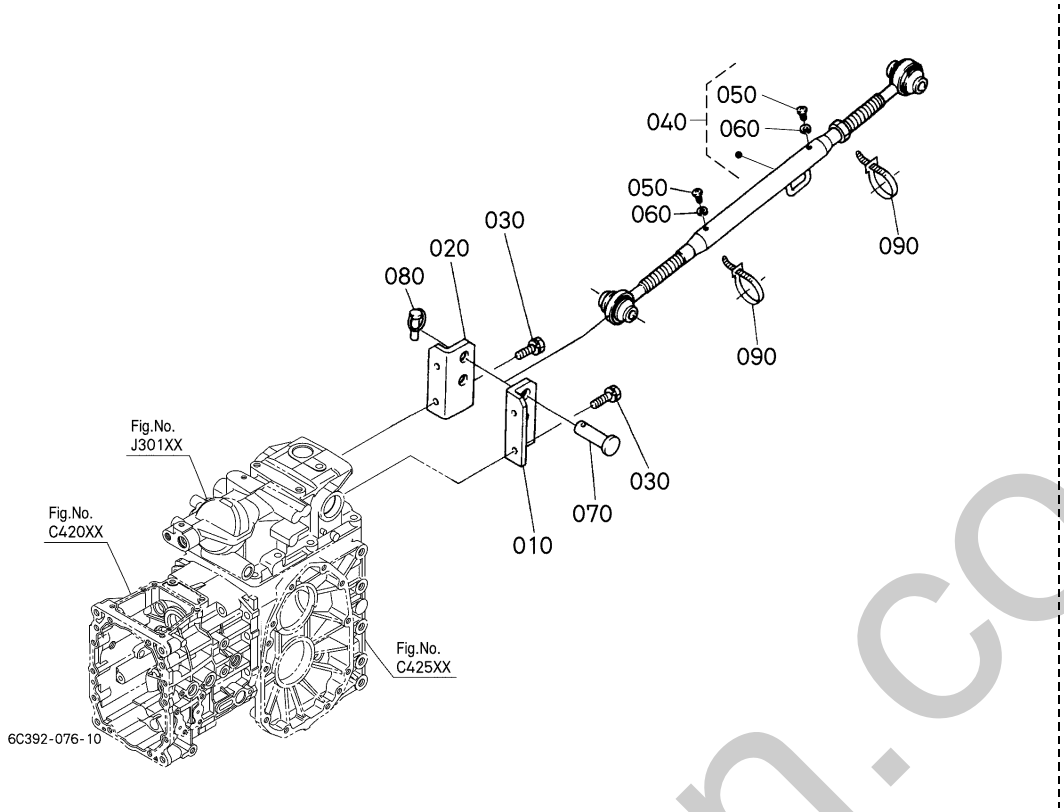

A:B1620D B:B1620DT

REF.No. POS.No. BILD-Nr.	PART No. REFERENCE BESELL-Nr.	PART NAME	DESIGNATION	BEZEICHNUNG	Q'TY/S.No. Q'TE/No.S. STUECK/S.Nr. A	B	I.C.	REMARKS REMARQUES BEMERKUNGEN
010	6C040-6519-0	BRACKET,TOP LINK LH	SUPPORT DE TIRANT G.	OBERLENKERHALTER LS	1	1		
020	6C040-6516-0	BRACKET,TOP LINK RH	SUPPORT DE TIRANT D.	OBERLENKERHALTER RS	1	1		
030	01123-51230	BOLT	VIS	BOLZEN	4	4		
040	6C040-6540-0	ASSY LINK,TOP	TIRANT SUP.COMPLET	GRP.OBERLENKER	1	1		
050	03014-50606	SCREW,PAN-HEAD	VIS	SCHRAUBE	2	2		
060	04512-60060	WASHER,SPRING	RONDELLE GROWER	FEDERRING	2	2		
070	31150-7136-0	PIN,JOINT	GOUPILLE	STIFT	2	2		
080	34150-3764-0	PIN,SET	GOUPILLE DE REGLAGE	HALTESTIFT	2	2		
090	55311-4126-0	BAND,CORD	ATTACHE CABLE	KORDBAND	2	2		

⟷ Interchangeable; ≠ not interchangeable; ⟵ new for old; ⟶ old for new

silverhorn.co.uk

K12500 CHECK CHAIN
CHAINE DE ARRET
SCHWENKBEGRENZERKETTEN

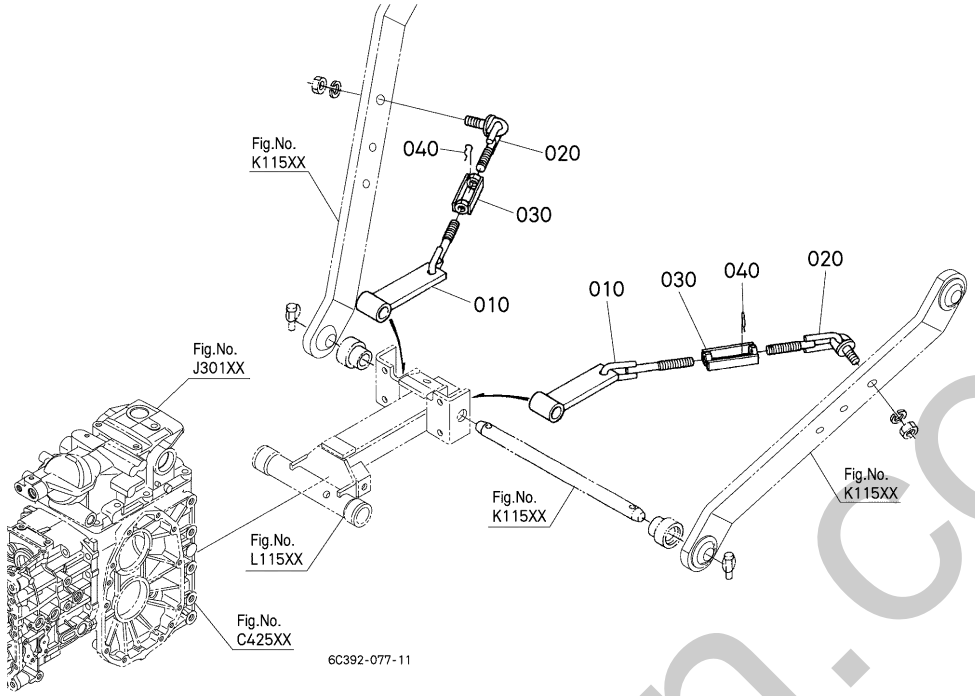

A:B1620D B:B1620DT

REF.No. POS.No. BILD-Nr.	PART No. REFERENCE BESELL-Nr.	PART NAME	DESIGNATION	BEZEICHNUNG	Q'TY/S.No. Q'TE/No.S. STUECK/S.Nr. A	B	I.C.	REMARKS REMARQUES BEMERKUNGEN
010	6C042-6529-0	BRACKET,CHECK CHAIN	SUPPORT STABILISATEU	BUEGEL	2	2		
020	6C042-6532-0	BOLT,TURNBUCKLE	CHAPE	BOLZEN	2	2		
030	6C040-6539-0	TURNBUCKLE	TENDEUR	SPANNHUELSE	2	2		
040	05515-61200	PIN,SNAP	GOUPILLE BETA	SICHERUNGSSTIFT	2	2		

⟷ Interchangeable; ≠ not interchangeable; ⟵ new for old; ⟶ old for new

silverhorn.co.uk

L11500 HITCH (REAR) ATTELAGE (ARRIERE) HANGUNG (HINTERN)

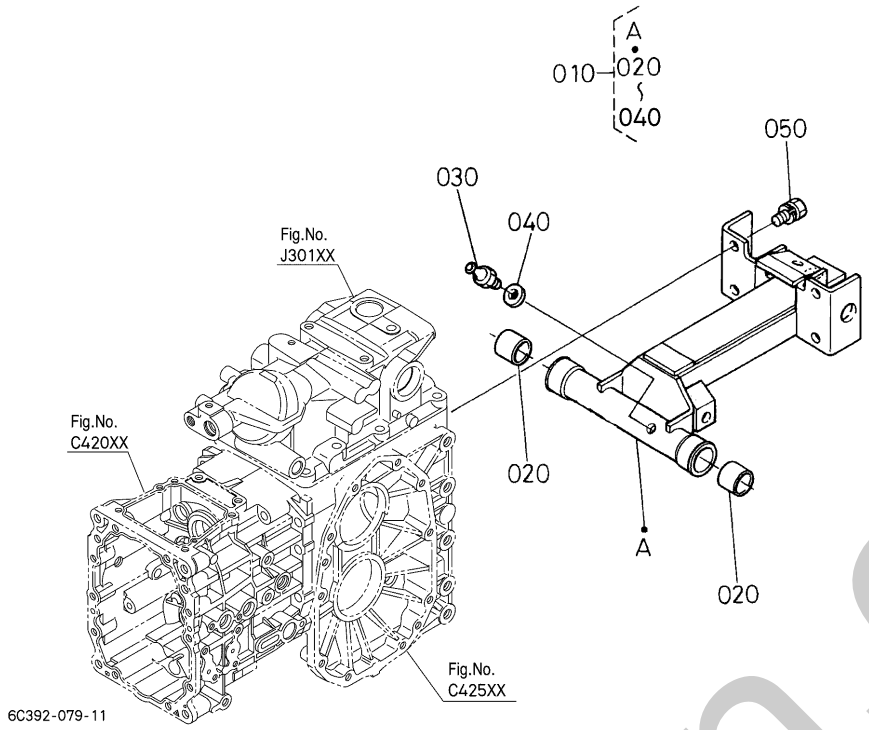

A:B1620D B:B1620DT

REF.No. POS.No. BILD-Nr.	PART No. REFERENCE BESELL-Nr.	PART NAME	DESIGNATION	BEZEICHNUNG	Q'TY/S.No. Q'TE/No.S. STUECK/S.Nr. A	B	I.C.	REMARKS REMARQUES BEMERKUNGEN
010	6C392-6500-0	ASSY HITCH	ENS. ATTELAGE	ANHAENGERKUPPL.KOMP	1	1		
020	08511-02825	BUSH	BAGUE	BUCHSE	2	2		
030	06613-10675	NIPPLE,GREASE	GRAISSEUR	SCHMIERNIPPEL	1	1		
040	04013-60060	WASHER,PLAIN	RONDELLE FREIN	SCHEIBE	1	1		
050	01123-51230	BOLT	VIS	BOLZEN	4	4		

⟷ Interchangeable; ≠ not interchangeable; ⟵ new for old; ⟶ old for new

silverhorn.co.uk

M10100 FRONT GRILLE
CALANDRE AVANT
VORDER-GITTER

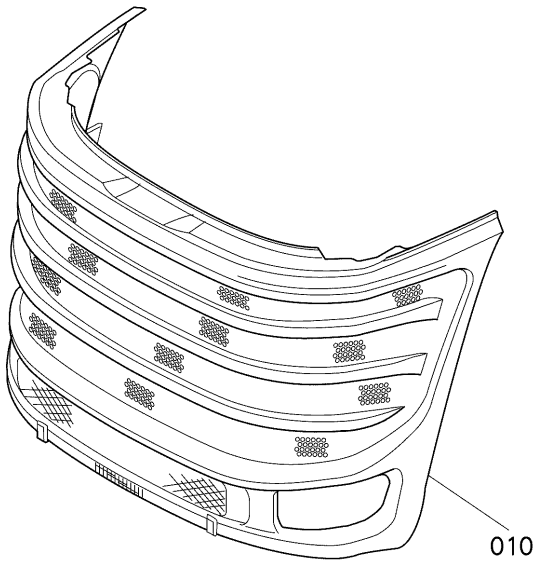

6A830-234-11

A:B1620D B:B1620DT

REF.No. POS.No. BILD-Nr.	PART No. REFERENCE BESELL-Nr.	PART NAME	DESIGNATION	BEZEICHNUNG	Q'TY/S.No. Q'TE/No.S. STUECK/S.Nr. A	B	I.C.	REMARKS REMARQUES BEMERKUNGEN
010	6A800-5441-3	COVER,FRONT	COUVERCLE D'AVANT	VORDERDECKEL	1	1		

silverhorn.co.uk

↔ Interchangeable; ≠ not interchangeable; ← new for old; → old for new

M10500 HOOD (BONNET) CAPOT SUPERIEUR MOTORHAUBE

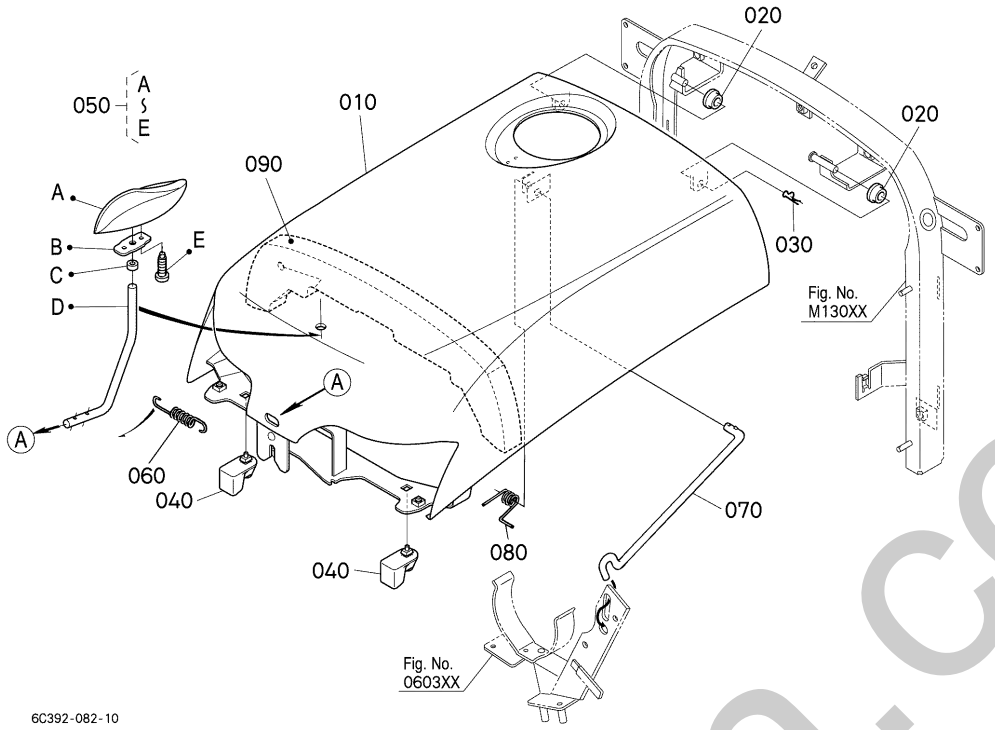

A:B1620D B:B1620DT

REF.No. POS.No. BILD-Nr.	PART No. REFERENCE BESELL-Nr.	PART NAME	DESIGNATION	BEZEICHNUNG	Q'TY/S.No. Q'TE/No.S. STUECK/S.Nr. A	B	I.C.	REMARKS REMARQUES BEMERKUNGEN
010	6A830-5410-3	COMP.BONNET	CAPOT COMP.	KOMP.KUEHLEHAUBE	1	1		
020	6A100-5419-2	BUSH	BAGUE	BUCHSE	2	2		
030	05515-60800	PIN,SNAP	GOUPILLE BETA	SICHERUNGSSTIFT	1	1		
040	6A830-5419-0	CUSHION	COUSSIN	KISSEN	2	2		
050	6A830-5412-0	COMP.HANDLE,MASCOT	VOLANT COMPLET	KOMP.GRIFF	1	1		
060	6C040-5415-0	SPRING	RESSORT	FEDER	1	1		
070	6C090-5425-3	ROD,BONNET	BIELLE DE CAPOT	STAGE	1	1		
080	6C090-5451-0	SPRING	RESSORT	FEDER	1	1		
090	6A830-5446-0	TAPE,BONNET	RUBAN CAPOT	BAND,KUEHLERHAUBE	1	1		

⟷ Interchangeable; ≠ not interchangeable; ⟵ new for old; ⟶ old for new

silverhorn.co.uk

M11300 PANEL COVER
COUVERLE DE PANNEAU
TAFELDECKEN

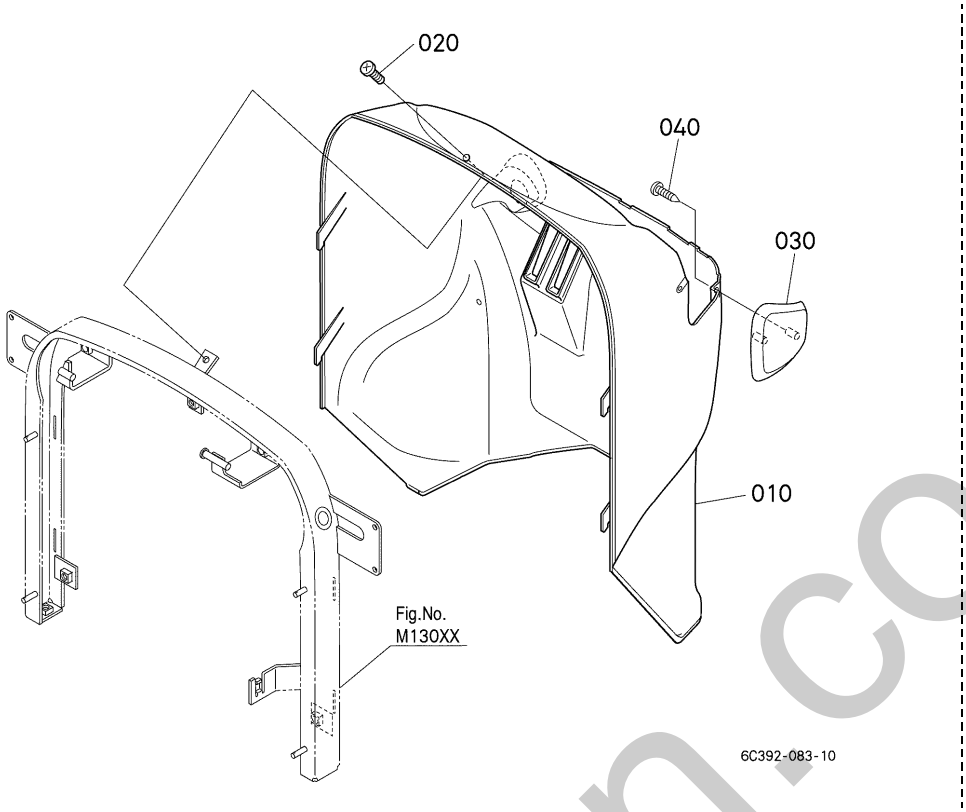

A:B1620D B:B1620DT

REF.No. POS.No. BILD-Nr.	PART No. REFERENCE BESELL-Nr.	PART NAME	DESIGNATION	BEZEICHNUNG	Q'TY/S.No. Q'TE/No.S. STUECK/S.Nr. A	B	I.C.	REMARKS REMARQUES BEMERKUNGEN
010	6C392-5351-0	COVER,BODY	COUVERCLE	DECKEL	1	1		
020	37410-6172-0	SCREW	VIS	SCHRAUBE	1	1		
030	6C392-5355-0	COVER	COUVERCLE	DECKEL	1	1		
040	03514-50416	SCREW,TAPPING	VIS	SCHRAUBE	2	2		

⟷ Interchangeable; ≠ not interchangeable; ⟵ new for old; ⟶ old for new

silverhorn.co.uk

M12000 SIDE COVER
COUVERCLE LATERAL
SEITEN-DECKEL

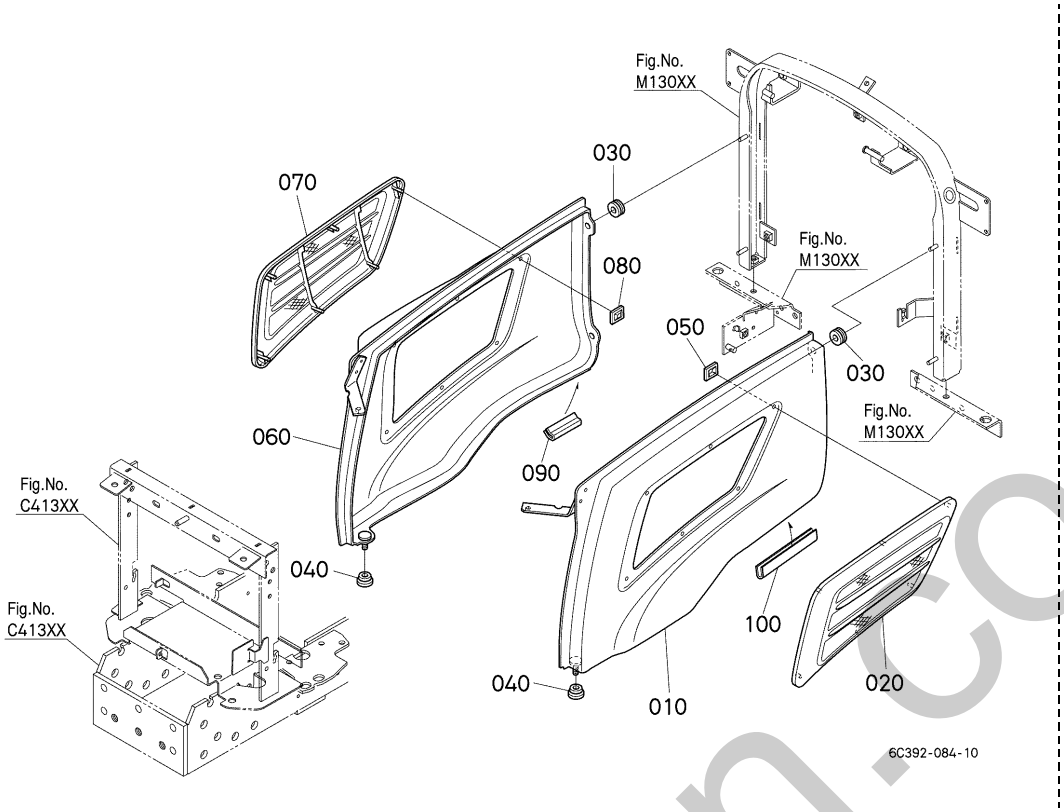

A:B1620D B:B1620DT

REF.No. POS.No. BILD-Nr.	PART No. REFERENCE BESELL-Nr.	PART NAME	DESIGNATION	BEZEICHNUNG	Q'TY/S.No. Q'TE/No.S. STUECK/S.Nr. A	B	I.C.	REMARKS REMARQUES BEMERKUNGEN
010	6A830-5432-2	COMP.COVER,SIDE	ENS.COUVERCLE	GRP.DECKEL	1	1		
020	6A830-5433-0	COVER	COUVERCLE	DECKEL	1	1		
030	66591-5458-0	RUBBER,RELEASE ROD	CAOUTCHOUC	GUMMI	4	4		
040	6A671-5439-0	GROMMET	GRUMMET	GUMMITUELLE	2	2		
050	RA111-4369-0	NUT	ECROU	MUTTER	6	6		
060	6A830-5435-3	COMP.COVER,SIDE	ENS.COUVERCLE	GRP.DECKEL	1	1		
070	6A830-5438-0	COVER	COUVERCLE	DECKEL	1	1		
080	RA111-4369-0	NUT	ECROU	MUTTER	6	6		
090	6A810-5435-0	TRIM	EQUILIBRAGE	TRIMM	1	1		
100	5K250-6154-0	TRIM,REAR	EQUILIBRAGE	TRIMM	1	1		

⟷ Interchangeable; ≠ not interchangeable; ⟵ new for old; ⟶ old for new

silverthorn.co.uk

M13000 SHUTTER PLATE
PLAQUE DE OBTURATEUR
ABDECKING

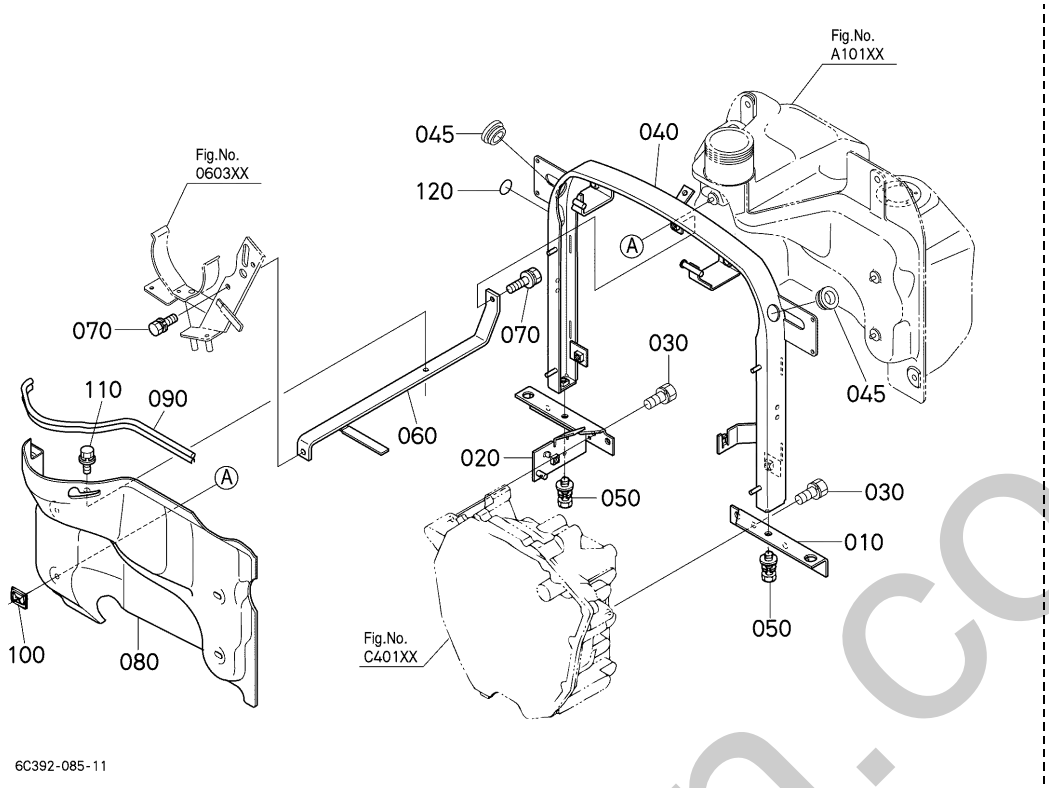

A:B1620D B:B1620DT

REF.No. POS.No. BILD-Nr.	PART No. REFERENCE BESELL-Nr.	PART NAME	DESIGNATION	BEZEICHNUNG	Q'TY/S.No. Q'TE/No.S. STUECK/S.Nr. A	B	I.C.	REMARKS REMARQUES BEMERKUNGEN
010	6A830-5421-0	BRACKET,PILLAR LH	SUPPORT	HALTER	1	1		
020	6A810-5429-5	BRACKET,PILLAR RH	SUPPORT	HALTER	1	1		
030	01123-50820	BOLT	VIS	BOLZEN	2	2		
040	6C392-5422-2	PILLAR,CENTER UPPER	PILIER CENTRE	ACHSESTAENDER	1	1		
045	32150-2918-0	CAP,RUBBER	BOUCHON	GUMMIKAPPE	2	2		
050	6C040-5461-2	BOLT	VIS	BOLZEN	2	2		
060	6A830-5423-0	STAY,PILLAR	SUPPORT	STREBE	1	1		
070	01025-50616	BOLT	VIS	BOLZEN	2	2		
080	6A830-5455-2	COVER,HEAT PROOF	COUVERCLE	DECKEL	1	1		
090	6A830-5456-2	TRIM	EQUILIBRAGE	TRIMM	1	1		
100	52300-2621-0	NUT	ECROU	MUTTER	4	4		
110	01025-50616	BOLT	VIS	BOLZEN	1	1		
120	6A741-5274-0	SEAL	JOINT	DICHTUNGEN	1	1		

⟷ Interchangeable; ≠ not interchangeable; ⟵ new for old; ⟶ old for new

silverhorn.co.uk

M20500 REARVIEW MIRROR RETROVISEUR RUECKSPIEGEL

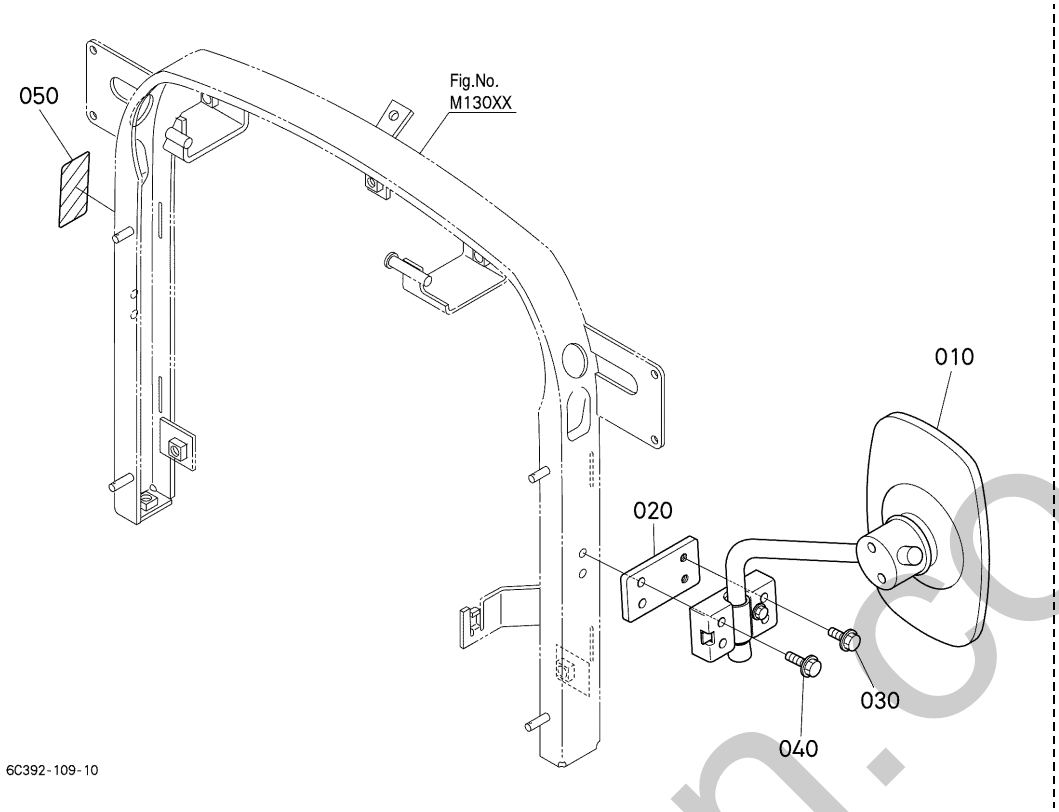

A:B1620D B:B1620DT

REF.No. POS.No. BILD-Nr.	PART No. REFERENCE BESELL-Nr.	PART NAME	DESIGNATION	BEZEICHNUNG	Q'TY/S.No. Q'TE/No.S. STUECK/S.Nr. A	B	I.C.	REMARKS REMARQUES BEMERKUNGEN
010	TD069-4399-0	MIRROR	RETROVISEUR	RUECKSPIEGEL	1	1		
020	6C222-5427-0	STAY,REARVIEW MIRROR	SUPPORT	STREBE	1	1		
030	TA049-1887-0	BOLT,FLANGE	VIS DE BUTEE	FLANSCHEN-BOLZEN	2	2		
040	5H100-3290-0	BOLT,FLANGE	VIS DE BUTEE	FLANSCHEN-BOLZEN	2	2		
050	6C242-5425-0	LABEL,PILLAR	ETIQUETTE	AUFKLEBER	1	1		

⟷ Interchangeable; ≠ not interchangeable; ⟵ new for old; ⟶ old for new

silverthorn.co.uk

M20800 LEVER GUIDE LH
GUIDE DE LEVIER D.
HEBELFUEHRUNG LS

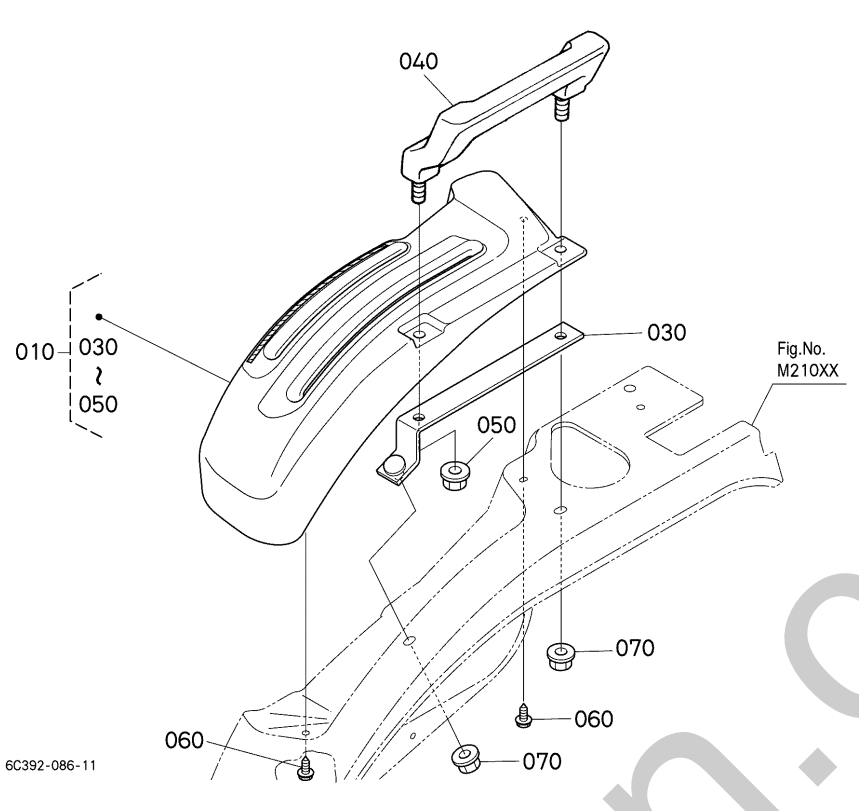

A:B1620D B:B1620DT

REF.No. POS.No. BILD-Nr.	PART No. REFERENCE BESELL-Nr.	PART NAME	DESIGNATION	BEZEICHNUNG	Q'TY/S.No. Q'TE/No.S. STUECK/S.Nr. A	B	I.C.	REMARKS REMARQUES BEMERKUNGEN
010	6C300-5210-3	ASSY GUIDE,LEVER LH	ENS.GUIDE DE LEVIER	GRP.HEBELFUEHRUNG LS	1	1		
020	----	BLANK	BLANC	LEERE SPALTE	-	-		
030	6A830-5219-0	PLATE,HANDRAIL	PLAQUE	PLATTE	1	1		
040	6C070-5217-0	HANDRAIL	POIGNEE	BUEGEL	1	1		
050	02783-50100	NUT,FLANGE	ECROU A EMBASE	FLANSCHEN-MUTTER	1	1		
060	6A540-5414-0	SCREW	VIS	SCHRAUBE	2	2		
070	02783-50100	NUT,FLANGE	ECROU A EMBASE	FLANSCHEN-MUTTER	2	2		

silverhorn.co.uk

↔ Interchangeable; ≠ not interchangeable; ← new for old; → old for new

M20900 LEVER GUIDE RH
GUIDE DE LEVIER G.
HEBELFUEHRUNG RS

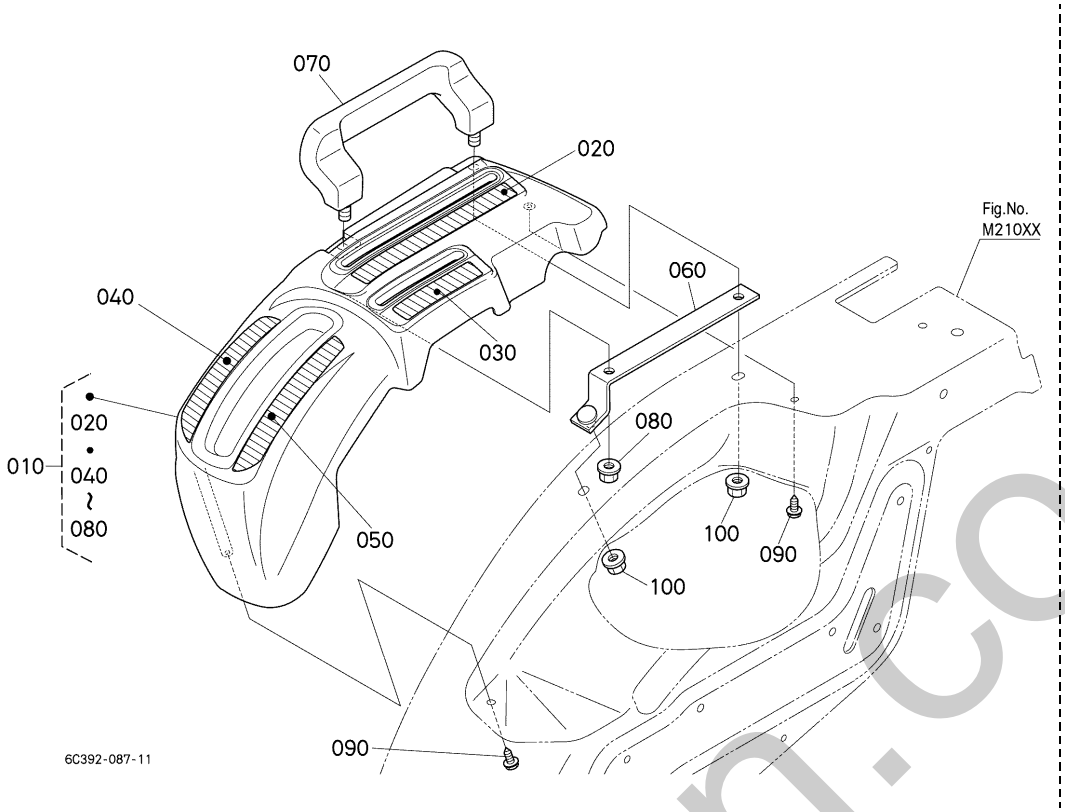

A:B1620D B:B1620DT

REF.No. POS.No. BILD-Nr.	PART No. REFERENCE BESELL-Nr.	PART NAME	DESIGNATION	BEZEICHNUNG	Q'TY/S.No. Q'TE/No.S. STUECK/S.Nr. A	B	I.C.	REMARKS REMARQUES BEMERKUNGEN
010	6C372-5220-0	ASSY,GUIDE LEVER RH	ENS.GUIDE D'LEVIER D	GRP.HEBELFUEHRUNG R.	1	1		
020	6C310-4735-0	LABEL,GUIDE	ETIQUETTE	AUFKLEBER	1	1		
030	6C310-4736-0	LABEL,4WD	ETIQUETTE	AUFKLEBER	1	1		
040	6C310-4738-0	LABEL,GUIDE	ETIQUETTE	AUFKLEBER	1	1		
050	6C310-4739-0	LABEL,GUIDE	ETIQUETTE	AUFKLEBER	1	1		
060	6A830-5219-0	PLATE,HANDRAIL	PLAQUE	PLATTE	1	1		
070	6C070-5217-0	HANDRAIL	POIGNEE	BUEGEL	1	1		
080	02783-50100	NUT,FLANGE	ECROU A EMBASE	FLANSCHEN-MUTTER	1	1		
090	6A540-5414-0	SCREW	VIS	SCHRAUBE	2	2		
100	02783-50100	NUT,FLANGE	ECROU A EMBASE	FLANSCHEN-MUTTER	2	2		

silverhorn.co.uk

↔ Interchangeable; ≠ not interchangeable; ← new for old; → old for new

M21000 FENDER
AILE
KOTFLUEGEL

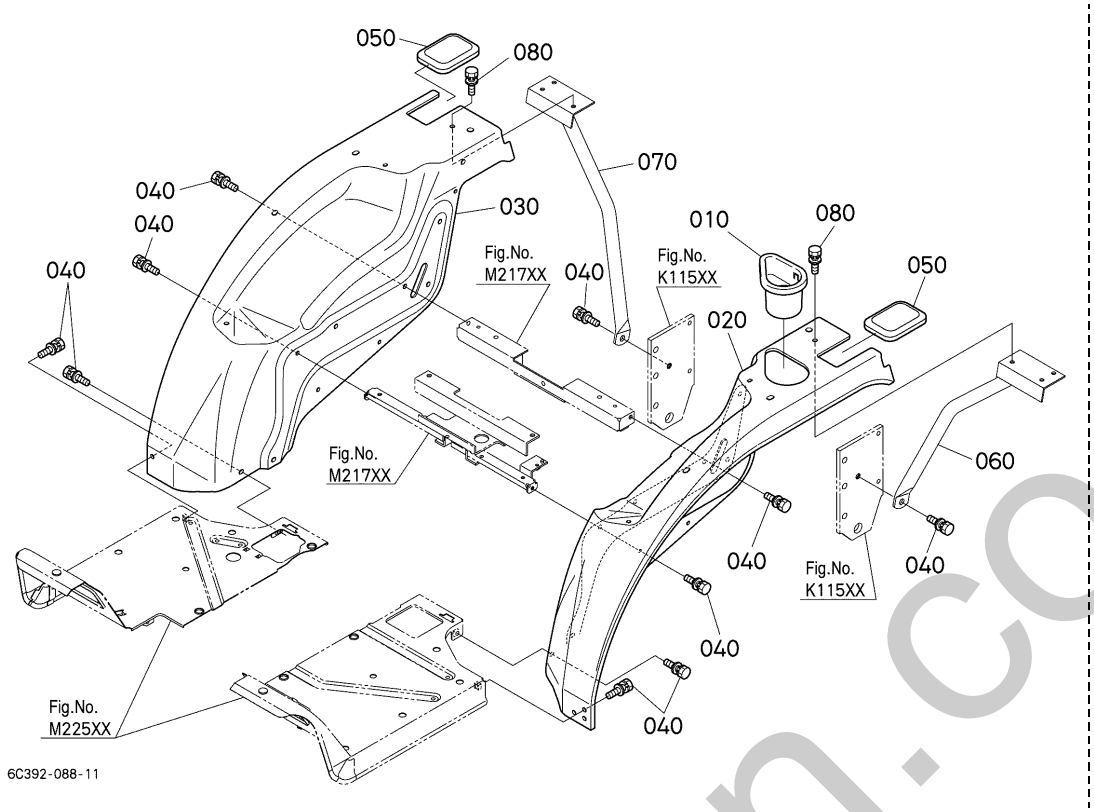

A:B1620D B:B1620DT

REF.No. POS.No. BILD-Nr.	PART No. REFERENCE BESELL-Nr.	PART NAME	DESIGNATION	BEZEICHNUNG	Q'TY/S.No. Q'TE/No.S. STUECK/S.Nr. A	B	I.C.	REMARKS REMARQUES BEMERKUNGEN
010	TC220-4729-2	HOLDER,CUP	SUPPORT DE GOBELET	BECHERHALTER	1	1		
020	6C300-5271-0	FENDER,LH	FENDER,LH	KOTFLUEGEL,LS	1	1		
030	6C300-5272-0	FENDER,RH	FENDER,RH	KOTFLUEGEL,RS	1	1		
040	01125-60820	BOLT	VIS	BOLZEN	10	10		
050	6C040-7255-0	COVER,FENDER	COUVERCLE D'AILE	KOTFLUEGELDECKEL	2	2		
060	6C392-6413-0	STAY,FENDER LH	SUPPORT	STREBE	1	1		
070	6C392-6414-0	STAY,FENDER RH	SUPPORT	KOTFLUEGELTRAEGER	1	1		
080	01133-51220	BOLT	VIS	BOLZEN	2	2		

⟷ Interchangeable; ≠ not interchangeable; ⟵ new for old; ⟶ old for new

silverhorn.co.uk

M21700 SEAT SUPPORT
SUPPORT DE SIEGE
SITZ TRAEGER

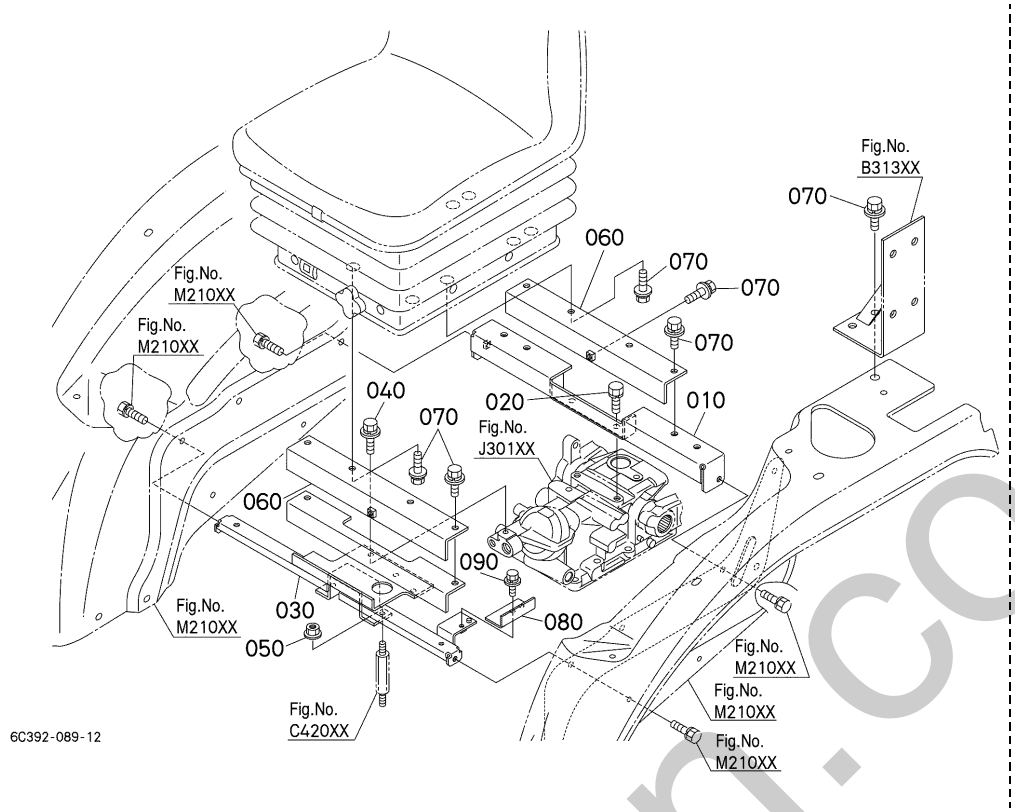

A:B1620D B:B1620DT

REF.No. POS.No. BILD-Nr.	PART No. REFERENCE BESELL-Nr.	PART NAME	DESIGNATION	BEZEICHNUNG	Q'TY/S.No. Q'TE/No.S. STUECK/S.Nr. A	B	I.C.	REMARKS REMARQUES BEMERKUNGEN
010	6C392-4574-0	SUPPORT,SEAT	SUPPORT DE SIEGE	SITZTRAEGER	1	1		
020	01123-51020	BOLT	VIS	BOLZEN	2	2		
030	6C392-4573-0	SUPPORT,SEAT	SUPPORT DE SIEGE	SITZTRAEGER	1	1		
040	01125-60820	BOLT	VIS	BOLZEN	1	1		
050	02121-50080	NUT	ECROU	MUTTER	2	2		
060	6C392-4571-0	SUPPORT,SEAT UPPER	SUPPORT DE SIEGE	SITZTRAEGER	2	2		
070	01125-60820	BOLT	VIS	BOLZEN	9	9		
080	6C392-1877-0	PLATE,CHECK	PLAQUE	PLATTE	1	1		
090	01025-50616	BOLT	VIS	BOLZEN	1	1		

⟷ Interchangeable; ≠ not interchangeable; ⟵ new for old; ⟶ old for new

silverhorn.co.uk

M22500 STEP MARCHEPIED TRITT

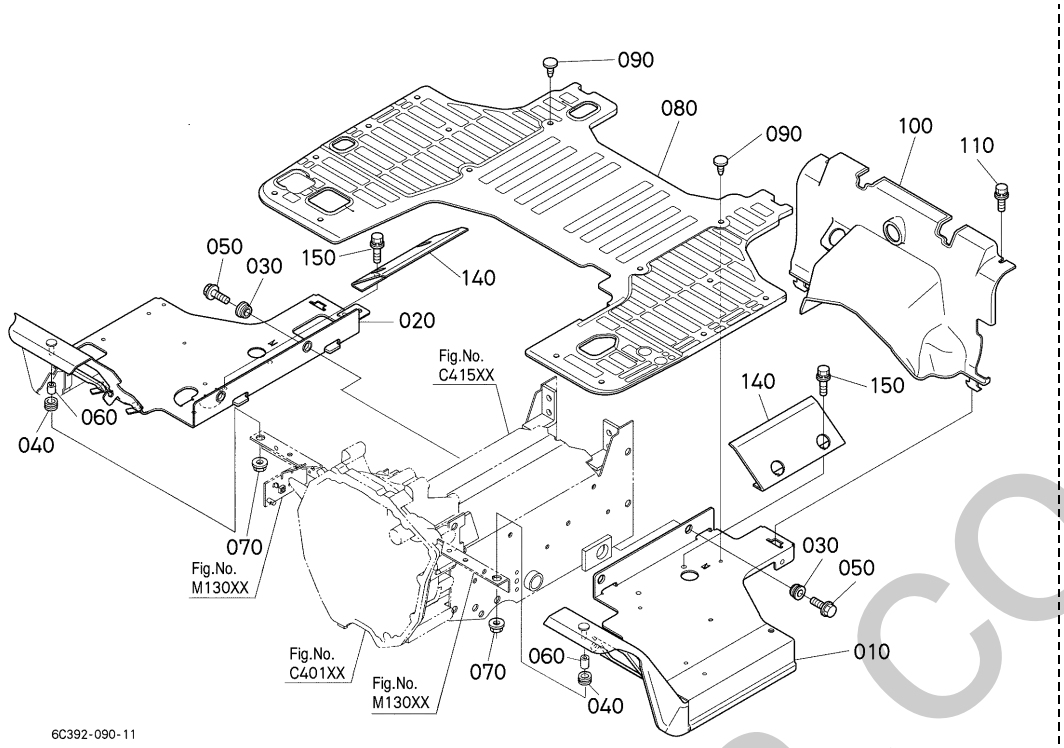

A:B1620D B:B1620DT

REF.No. POS.No. BILD-Nr.	PART No. REFERENCE BESELL-Nr.	PART NAME	DESIGNATION	BEZEICHNUNG	Q'TY/S.No. Q'TE/No.S. STUECK/S.Nr. A	B	I.C.	REMARKS REMARQUES BEMERKUNGEN
010	6A800-5131-5	STEP LH	MARCHE GAUCH	TRITT LS	1	1		
020	6A830-5132-6	STEP RH	MARCHE DROIT	TRITT RS	1	1		
030	6A700-5133-0	CUSHION	COUSSIN	KISSEN	4	4		
040	6A100-5138-0	CUSHION	COUSSIN	KISSEN	2	2		
050	6C040-5134-2	BOLT	VIS	BOLZEN	4	4		
060	6C040-5139-0	COLLAR	COLLIER	HUELSE	2	2		
070	02121-50080	NUT	ECROU	MUTTER	2	2		
080	6C392-5136-0	MAT,STEP	REPOSE PIED	FUSSSTEGDAEMFER	1	1		
090	38430-2937-2	CLIP,BUTTON	AGRAFE	ROHRKLEMME	16	16		
100	6C392-5137-0	COVER,SEAT UNDER	COUVERCLE DE SIEGE	SITZTRAGERDECKEL	1	1		
110	01025-50616	BOLT	VIS	BOLZEN	2	2		
120	----	BLANK	BLANC	LEERE SPALTE	-	-		
130	----	BLANK	BLANC	LEERE SPALTE	-	-		
140	6A830-5133-0	COVER	COUVERCLE	DECKEL	2	2		
150	01125-60820	BOLT	VIS	BOLZEN	4	4		

⟷ Interchangeable; ≠ not interchangeable; ⟵ new for old; ⟶ old for new

silverthorn.co.uk

M24000 TAIL COVER
COUVERCLE ARRIERE
HINTERE-DECKEL

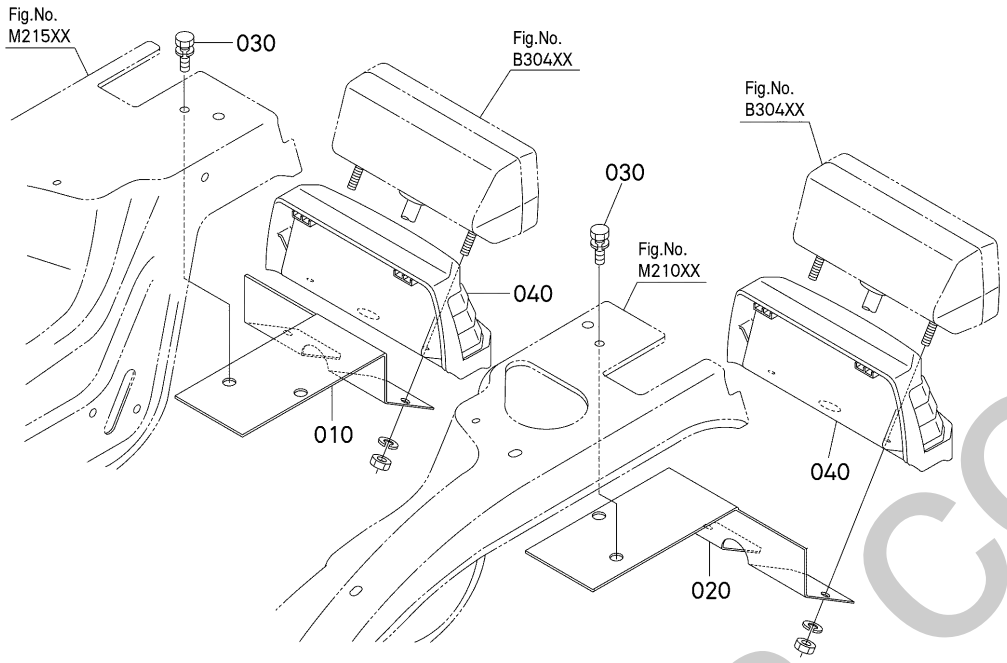

A:B1620D B:B1620DT

REF.No. POS.No. BILD-Nr.	PART No. REFERENCE BESELL-Nr.	PART NAME	DESIGNATION	BEZEICHNUNG	Q'TY/S.No. Q'TE/No.S. STUECK/S.Nr. A	B	I.C.	REMARKS REMARQUES BEMERKUNGEN
010	6C392-5279-0	STAY RH,COVER	SUPPORT D.	STREBE RS	1	1		
020	6C392-5278-0	STAY,LH COVER	SUPPORT G.	STREBE LS	1	1		
030	01125-60820	BOLT	VIS	BOLZEN	2	2		
040	6C356-5273-0	COVER,FENDER	COUVERCLE D'AILE	KOTFLUEGELDECKEL	2	2		

⟷ Interchangeable; ≠ not interchangeable; ⟵ new for old; ⟶ old for new

silverhorn.co.uk

S10200 LABEL (FRONT) ETIQUETTE(AVANT) AUFKLEBER(VORDER)

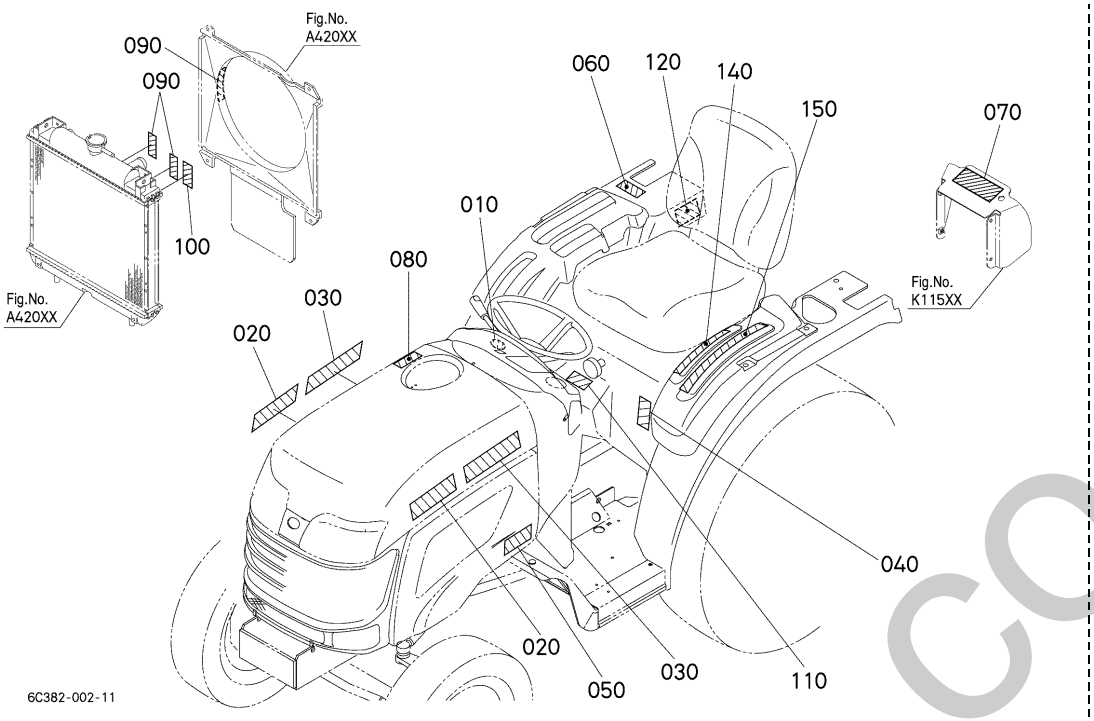

A:B1620D B:B1620DT

REF.No. POS.No. BILD-Nr.	PART No. REFERENCE BESELL-Nr.	PART NAME	DESIGNATION	BEZEICHNUNG	Q'TY/S.No. Q'TE/No.S. STUECK/S.Nr. A	B	I.C.	REMARKS REMARQUES BEMERKUNGEN
010	6C040-4721-0	MARK,MAIN SWITCH	MARQUE INTER.PRINC.	MARKE	1	1		
020	6C382-4727-2	MARK	MARQUE	MARKE	2	2		
030	K2571-6512-0	LABEL,KUBOTA	ETIQUETTE	AUFKLEBER	2	2		
040	6C392-4737-2	LABEL,PARKING	ETIQUETTE	AUFKLEBER	1	1		
050	K3512-4718-0	LABEL,START CAUTION	ETIQUETTE	AUFKLEBER	1	1		
060	TD179-3491-0	LABEL,MANUAL	ETIQUETTE	AUFKLEBER	1	1		
070	3F240-9819-0	LABEL,SWITCH CAUTION	ETIQUETTE	AUFKLEBER	1	1		
080	3A481-9853-0	LABEL	ETIQUETTE	AUFKLEBER	1	1		
090	6C300-4958-0	LABEL,FAN WARNING	ETIQUETTE	AUFKLEBER	3	3		
100	6C090-4959-0	LABEL,MUFFLER	ETIQUETTE	AUFKLEBER	1	1		
110	6C080-4734-0	LABEL	ETIQUETTE	AUFKLEBER	1	1		
120	6C080-4741-0	LABEL	ETIQUETTE	AUFKLEBER	1	1		
130	----	BLANK	BLANC	LEERE SPALTE	-	-		
140	6C392-4733-0	LABEL,RANGE SHIFT	ETIQUETTE	AUFKLEBER	1	1		
150	6C392-4731-0	LABEL,PTO	ETIQUETTE	AUFKLEBER	1	-		
150	6C392-4732-0	LABEL	ETIQUETTE	AUFKLEBER	-	1		

⟷ Interchangeable; ≠ not interchangeable; ⟵ new for old; ⟶ old for new

simerhorn.co.uk

T10500 ACCESSORIES AND SERVICE PARTS
ACCESSOIRES ET PIECES DE SERVICE
SONTIGES ZUBEHOER UND SERVICE-TEILE

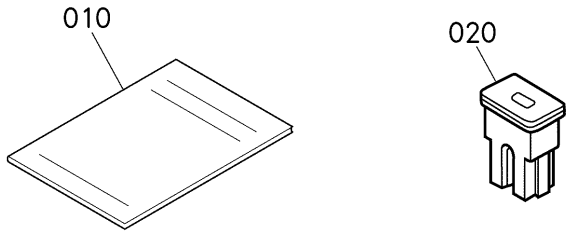

6C372-042-10

A:B1620D B:B1620DT

REF.No. POS.No. BILD-Nr.	PART No. REFERENCE BESELL-Nr.	PART NAME	DESIGNATION	BEZEICHNUNG	Q'TY/S.No. Q'TE/No.S. STUECK/S.Nr. A	B	I.C.	REMARKS REMARQUES BEMERKUNGEN
010	6C392-6311-0	OPERATOR'S,MANUAL CA	MANUEL D'INSTRUCTION	DETDIENUNGSANLEITUNG	1	1		ENGLISH
010	6C392-9220-0	OPERATOR'S,MANUAL CA	MANUEL D'INSTRUCTION	DETDIENUNGSANLEITUNG	1	1		FRENCH
010	6C392-9230-0	OPERATOR'S,MANUAL CA	MANUEL D'INSTRUCTION	DETDIENUNGSANLEITUNG	1	1		GERMAN
010	6C392-9240-0	OPERATOR'S,MANUAL CA	MANUEL D'INSTRUCTION	DETDIENUNGSANLEITUNG	1	1		SPANISH
010	6C392-9250-0	OPERATOR'S,MANUAL CA	MANUEL D'INSTRUCTION	DETDIENUNGSANLEITUNG	1	1		ITALIAN
010	6C392-9260-0	OPERATOR'S,MANUAL CA	MANUEL D'INSTRUCTION	DETDIENUNGSANLEITUNG	1	1		PORTUGUESE
020	17478-6008-0	FUSE	FUSIBLE	SICHERUNG	1	1		50A

⟷ Interchangeable; ≠ not interchangeable; ⟵ new for old; ⟶ old for new

silvermorn.co.uk

U80500 WORKING LIGHT KIT [OPTION]
ECLAIRAGE DE TRAVAIL [OPTION]
ARBEITSSCHEINWERFER [OPTION]

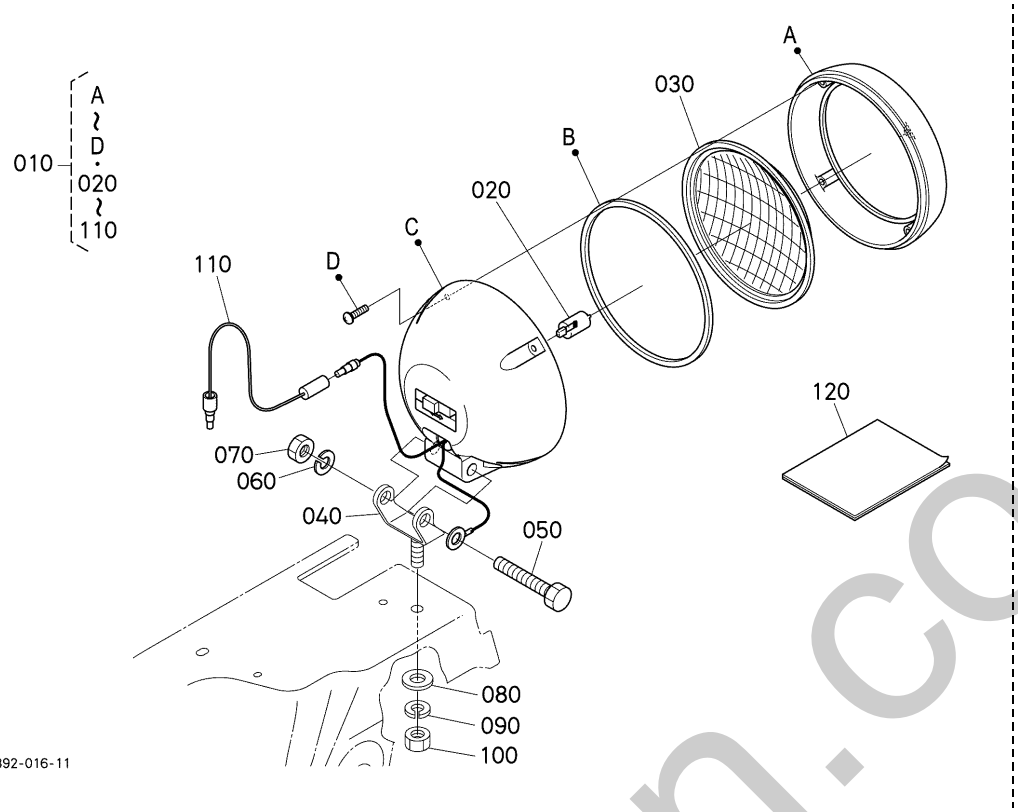

A:B1620D B:B1620DT

REF.No. POS.No. BILD-Nr.	PART No. REFERENCE BESELL-Nr.	PART NAME	DESIGNATION	BEZEICHNUNG	Q'TY/S.No. Q'TE/No.S. STUECK/S.Nr. A	B	I.C.	REMARKS REMARQUES BEMERKUNGEN
010	35305-3140-2	ASSY LIGHT,WORKING	ECLAIRAGE DE TRAVAIL	GRP.ARBEITSLAMPE	1	1		
020	TC022-3462-0	BULB	AMPOULE	GLUEHLAMPE	1	1		12V 35W
030	TC022-3461-0	LENS	LENTILLE	GLASLINSE	1	1		
040	TC022-3466-0	ASSY BRACKET	PALIER COMPLET	GRP.HALTERUNG	1	1		
050	TC022-3463-0	BOLT	VIS	BOLZEN	1	1		
060	TC022-3464-0	WASHER,SPRING	RONDELLE GROWER	FENDERRING	1	1		
070	TC022-3465-0	NUT	ECROU	MUTTER	1	1		
080	TC022-3467-0	WASHER,PLAIN	RONDELLE FREIN	SCHEIBE	1	1		
090	TC022-3468-0	WASHER,SPRING	RONDELLE GROWER	FENDERRING	1	1		
100	TC022-3469-0	NUT	ECROU	MUTTER	1	1		
110	TC022-3471-0	WIRE HARNESS	HARNESS DE FIL	KABELGESCHIRR	1	1		
120	6C042-9551-3	MANUAL,ASSEMBLY	MANUEL	ANLEITUNG	1	1		

⟷ Interchangeable; ≠ not interchangeable; ⟵ new for old; ⟶ old for new

silverhorn.co.uk

U88000 FRONT HITCH KIT [OPTION]
ATTELAGE AVANT [OPTION]
VORDERANHAENGUNG [OPTION]

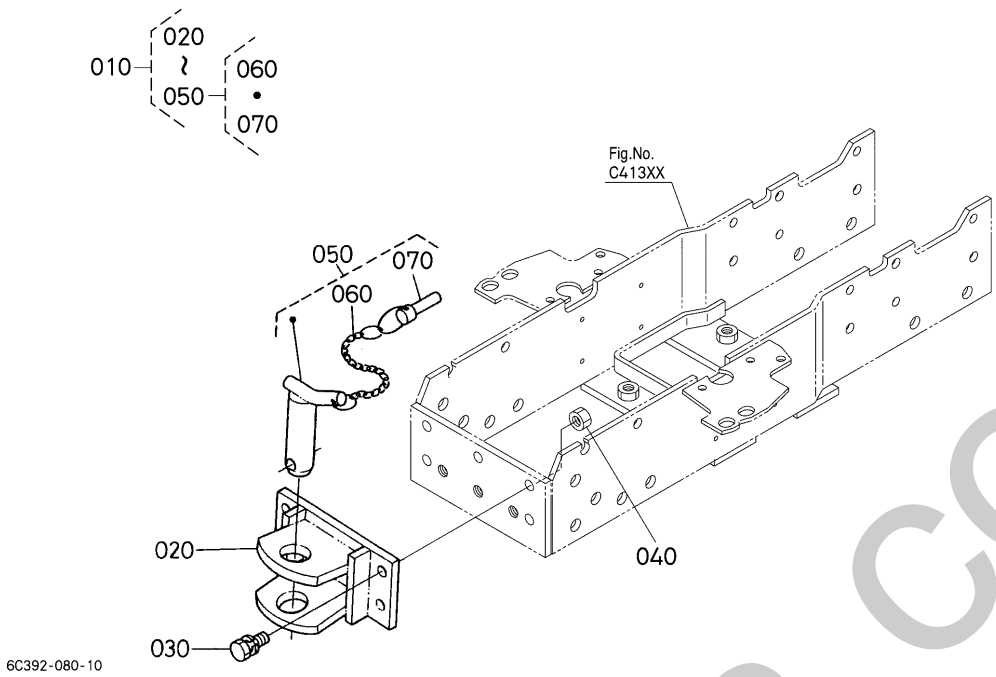

A:B1620D B:B1620DT

REF.No. POS.No. BILD-Nr.	PART No. REFERENCE BESELL-Nr.	PART NAME	DESIGNATION	BEZEICHNUNG	Q'TY/S.No. Q'TE/No.S. STUECK/S.Nr. A	B	I.C.	REMARKS REMARQUES BEMERKUNGEN
010	6C392-8310-0	KIT HITCH	ENS.ATTELAGE	ANHAENGERKUPPL.KOMP	1	1		
020	6C222-5152-0	HITCH,FRONT	ATTELAGE AVANT	KUPPLUNG	1	1		
030	01133-51235	BOLT	VIS	BOLZEN	4	4		
040	02174-50120	NUT	ECROU	MUTTER	4	4		
050	37500-7550-0	ASSY PIN	ENS.DE GOUPILLE	MONTAGE STIFT	1	1		
060	61113-5221-0	CHAIN	CHAINE	KETTE	1	1		
070	34150-3764-0	PIN,SET	GOUPILLE DE REGLAGE	HALTESTIFT	1	1		

⟷ Interchangeable; ≠ not interchangeable; ⟵ new for old; ⟶ old for new

silverhorn.co.uk

U89000 DRAWBAR KIT [OPTION]
BARRE D'ATTELAGE [OPTION]
ANHAENGERKUPPLUNG [OPTION]

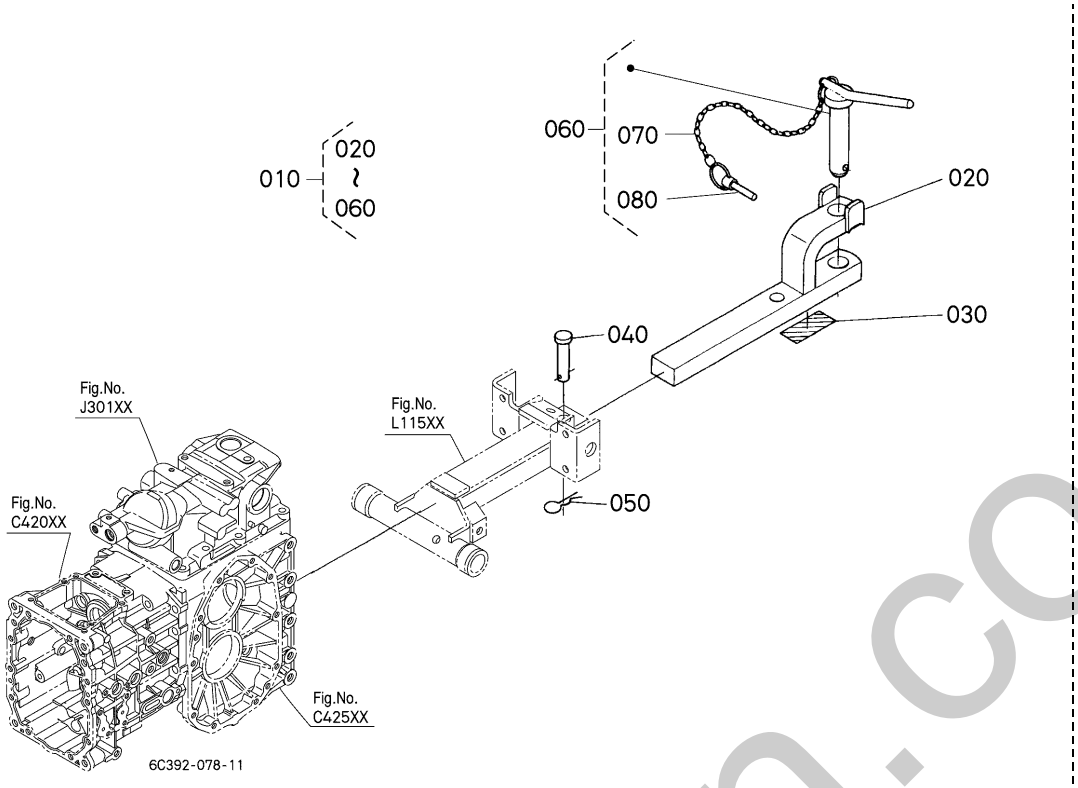

A:B1620D B:B1620DT

REF.No. POS.No. BILD-Nr.	PART No. REFERENCE BESELL-Nr.	PART NAME	DESIGNATION	BEZEICHNUNG	Q'TY/S.No. Q'TE/No.S. STUECK/S.Nr. A	B	I.C.	REMARKS REMARQUES BEMERKUNGEN
010	6C080-8320-0	KIT DRAWBAR	ENS.BARRE D'ATTELAGE	ANHAENGERKUPP.KOMP	1	1		
020	6C042-6711-0	DRAWBAR	BARRE D'ATTELAGE	ANHAENGERKU	1	1		
030	6C042-4771-0	LABEL,DRAWBAR	ETIQUETTE	AUFKLEBER	1	1		
040	05122-52065	PIN,JOINT	GOUPILLE	STIFT	1	1		
050	66592-3519-0	PIN,SET	GOUPILLE DE REGLAGE	HALTESTIFT	1	1		
060	37500-2970-0	ASSY PIN,DRAWBAR	ENS.GOUPILLE	GRP.STIFT	1	1		
070	37500-2976-0	CHAIN	CHAINE	KETTE	1	1		
080	34150-3764-0	PIN,SET	GOUPILLE DE REGLAGE	HALTESTIFT	1	1		

↔ Interchangeable; ≠ not interchangeable; ← new for old; → old for new

silverhorn.co.uk

U91000 ROPS KIT [OPTION]
CADRE ANTI-RENVERSEMENT [OPTION]
SICHERHEITSRAHMEN [OPTION]

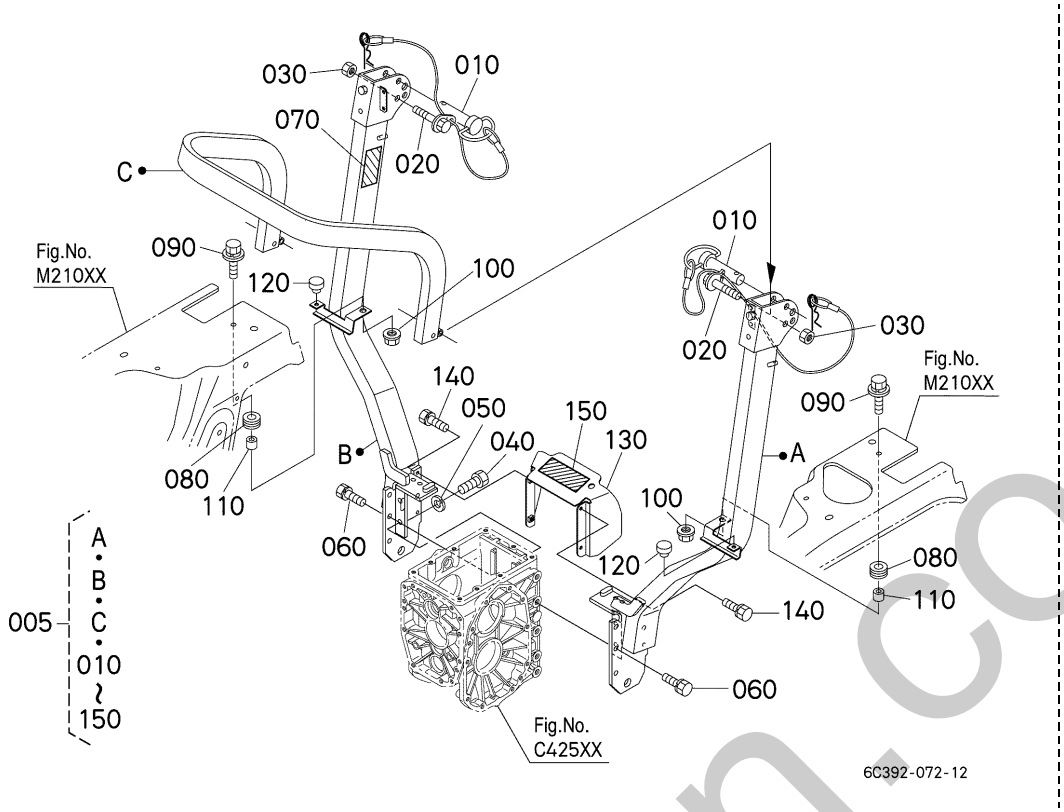

A:B1620D B:B1620DT

REF.No. POS.No. BILD-Nr.	PART No. REFERENCE BESELL-Nr.	PART NAME	DESIGNATION	BEZEICHNUNG	Q'TY/S.No. Q'TE/No.S. STUECK/S.Nr. A	B	I.C.	REMARKS REMARQUES BEMERKUNGEN
005	6C392-8009-1	SFB-F20-EUR	SFB-F20-EUR	SFB-F20-EUR	1	1		
010	6C300-8745-0	SET,BOLT ROPS	ENS.VIS	GRP.BOLZEN	2	2		
020	01176-51675	BOLT	VIS	SCHRAUBE	2	2		
030	02574-50160	NUT,LOCK	CONTRE-ECROU	MUTTER	2	2		
040	0Y109-50616	BOLT	VIS	BOLZEN	4	4		
050	0Y450-50060	WASHER,SPRING	RONDELLE GROWER	FEDERRING	4	4		
060	01123-51235	BOLT	VIS	BOLZEN	10	10		
070	6C392-9848-0	LABEL,ROPS WARNING	ETIQUETTE	AUFKLEBER	1	1		
080	6A100-5138-0	CUSHION	COUSSIN	KISSEN	2	2		
090	01125-50830	BOLT	VIS	BOLZEN	2	2		
100	02121-50080	NUT	ECROU	MUTTER	2	2		
110	6C040-5139-0	COLLAR	COLLIER	HUELSE	2	2		
120	38240-2987-0	CUSHION	COUSSIN	KISSEN	2	2		
130	6C042-7215-0	COVER,PTO	COUV.PRISE DE FORCE	ZAPFWELLEDECKEL	1	1		
140	01123-50820	BOLT	VIS	BOLZEN	4	4		
150	3F240-9819-0	LABEL,SWITCH CAUTION	ETIQUETTE	AUFKLEBER	1	1		

⟷ Interchangeable; ≠ not interchangeable; ⟵ new for old; ⟶ old for new

simerhorn.co.uk

NUMERICAL INDEX
INDEX NUMERIQUE
NUMERISCHEN INDEX

PART No. REFERENCE BESELL-Nr.	PAGE PAGE SEITE	REF. No. POS. No. BILD-Nr.
E9151-3314-0	5	060
HH150-3243-0	6	010
HH670-3771-0	115	020
K2063-3694-0	114	020
	114	080
K2571-6512-0	139	030
K3311-4284-0	88	100
K3511-3608-0	120	050
K3512-4718-0	139	050
KK121-4214-0	87	040
KY300-1311-0	59	010
PL501-1223-0	71	150
RA111-4369-0	130	050
	130	080
T0070-3141-0	49	050
T1060-3372-0	49	040
T1060-4474-0	36	220
T2050-2341-0	73	050
T2050-2347-0	74	020
T2050-4412-0	58	070
T2050-4412-0	94	030
	94	080
TA040-1170-0	85	050
	85	090
TA040-1171-0	85	020
TA040-1172-0	85	060
TA040-1173-0	85	010
TA049-1887-0	132	030
TC022-3461-0	141	030
TC022-3462-0	141	020
TC022-3463-0	141	050
TC022-3464-0	141	060
TC022-3465-0	141	070
TC022-3466-0	141	040
TC022-3467-0	141	080
TC022-3468-0	141	090
TC022-3469-0	141	100
TC022-3471-0	141	110
TC220-4729-2	135	010
TC222-4204-2	35	070
TC229-5495-0	35	080
TD060-1825-0	107	030
TD069-3370-0	48	090
TD069-4399-0	132	010
TD179-3491-0	139	060
YR688-0010-0	120	010
	121	010
YR688-0033-0	121	040
YR688-0034-0	121	050
YR688-1021-0	121	060
YR916-0010-0	117	160
	118	010
YT102-5131-0	121	070
YT104-2101-0	118	020
YT680-1019-0	121	080
01023-50610	26	110
01023-50612	10	080
	14	140
01023-50614	2	020
	10	140
01023-50616	22	030
	23	030
	24	040
01023-50618	4	100
	18	040
01023-50622	9	080
	24	110
	25	080
01023-50625	27	030
01023-50635	17	120
01023-50638	25	090
01023-50675	4	140
01023-60650	4	110
	24	050
	27	040
01023-60670	4	130
01025-50612	40	050
01025-50616	40	120
	131	070
	131	110
01025-50616	136	090
	137	110
01025-50620	48	100
	49	060
01025-50640	29	100
01053-50630	118	090
01123-50820	30	030
	112	190
	131	030
	144	140
01123-50822	13	070
01123-50825	64	090
	92	020
	112	140
	116	050
	117	050
	123	150
01123-50830	59	040
	62	180
	63	180
01123-50830	116	040
01123-50835	45	020
01123-51020	88	090
	136	020
01123-51025	62	040
01123-51030	64	110
01123-51035	65	040
	69	110
	117	090
01123-51040	62	150
01123-51040	63	150
	64	060
01123-51045	117	100
01123-51050	62	140
	63	140
	65	060
01123-51230	61	030
	124	030
	126	050
01123-51235	123	020
01123-51235	144	060
01123-51240	112	200
01123-51265	61	040
01123-60814	2	070
01123-60816	3	020
	56	030
	115	050
01125-50825	35	090
	36	020
	39	090
01125-50830	144	090
01125-50880	113	030
01125-60820	49	020
	51	070
	54	030
	54	110
	62	110
	63	110
	89	040
	93	030
01125-60820	135	040
	136	040
	136	070
	137	150
	138	030
01133-51025	60	020
01133-51028	105	060
01133-51075	65	070
01133-51220	135	080
01133-51230	104	040
01133-51230	108	020
01133-51235	142	030
01133-51440	101	090
	101	100
01135-61025	60	050
01153-50825	120	160
01153-50845	112	070
01173-51090	43	020
01173-51695	81	170
	82	170
01173-51695	83	230
	84	170
	85	130
01176-51675	144	020
01311-10830	59	050
01513-50618	28	040
01555-51035	64	020
	117	120
01555-51065	64	030
01555-51225	59	100
01555-51230	112	210
01555-51260	62	020
	63	020
01754-50640	26	130
01754-50812	59	070
01754-50855	30	070
	117	180
01754-51030	114	090
01759-50616	28	030
01774-51010	105	030
01774-51212	65	090
	69	070
02014-50060	33	180
	34	090
	118	100
02018-50100	123	050
02054-50050	54	080
02112-50080	120	150
02112-50100	95	020
02114-50080	33	070
02114-50080	87	050
	112	080
02114-50100	57	080
02118-50100	88	210
	117	140
02121-50080	30	080
	45	030
	54	120
	112	060
	136	050
02121-50080	137	070
	144	100
02172-50180	122	050
02174-50120	58	090
	111	020
	112	230
	142	040
02174-50160	81	190
	82	190
	83	250
02174-50160	84	190
	85	150
	123	070
02176-50100	43	060
	64	050
02176-50120	98	130
02574-50160	144	030
02751-50060	4	200
02751-50080	33	060
02756-50060	28	050
02761-50040	19	150
02761-50060	53	070
02783-50100	8	060
	133	050
	133	070
	134	080
	134	100
02810-50060	47	070
03004-50614	53	020
03014-50606	124	050
03024-50510	5	130
03024-50514	35	060
03024-50520	19	120
03054-50510	54	060
03054-50530	54	070
03514-50410	51	060
03514-50416	129	040
03514-50420	48	030
04011-50100	43	040
04012-50080	88	160

silverhorn.co.uk

NUMERICAL INDEX
INDEX NUMERIQUE
NUMERISCHEN INDEX

PART No. REFERENCE BESELL-Nr.	PAGE PAGE SEITE	REF. No. POS. No. BILD-Nr.
04013-60060	126	040
04013-60080	87	070
04013-60140	81	240
	82	240
	83	300
	84	240
	85	200
	88	060
04015-60060	47	060
04015-60080	33	050
04512-60050	17	100
	54	090
04512-60060	16	070
	124	060
04512-60080	59	060
04512-60100	43	050
	64	040
	117	130
	123	060
04512-60120	111	030
04512-60120	112	220
04512-60140	81	230
	82	230
	83	290
	84	230
	85	190
04512-60160	81	180
	82	180
	83	240
	84	180
04512-60160	85	140
	123	080
04611-00190	119	180
04611-00300	114	110
04611-00320	112	110
04611-00420	107	040
04611-00470	66	040
04611-00520	10	110
	69	060
	73	060
04611-00520	102	040
04611-00620	103	090
04611-00680	103	050
04611-00750	71	120
04612-00150	92	080
	112	120
04612-00160	57	060
04612-00170	14	120
04612-00190	68	040
	72	090
04612-00190	75	060
04612-00200	66	030
	73	030
04612-00240	94	090
04612-00250	70	030
	86	120
04612-00300	80	020
	119	100
04612-00450	103	040
04613-50080	120	130
04613-50090	121	020
04613-50120	78	050
	88	070
	118	050
04717-00810	59	080
04717-01000	91	040
	105	040
04717-01200	65	100
	69	080
04717-01700	62	060
04717-01700	63	060
04810-00550	119	020
04811-10140	57	040
	78	080
04811-10220	92	120
04811-50550	101	030
	107	080
04811-50650	101	060
04811-50850	104	030
04814-00160	2	060
04814-00160	32	120
04814-10070	18	150
	32	170
04814-10160	18	090
	32	160
04814-16220	11	210
	32	110
04814-50300	5	070
	31	090
04816-00060	62	100
04816-00060	63	100
04816-00110	120	030
04816-00120	62	090
	63	090
	118	040
04816-00140	120	070
04816-00160	77	060
	78	070
	91	020
04816-00180	101	080
04816-00200	115	040
04816-00210	86	030
04816-00300	119	060
04816-00320	119	070
04816-06100	76	020
	76	080
04816-06120	79	020
04816-50400	101	050
04817-00090	117	170
04817-00100	117	040
04817-00100	119	140
04817-00200	116	060
04817-00210	67	030
05012-00508	1	090
05012-00614	62	130
	62	190
	63	130
	63	190
	64	070
	64	120
05012-00614	65	030
	69	090
05012-00814	1	100
	13	040
	59	020
05012-00816	56	040
05012-01020	104	020
05014-00816	114	030
05122-50822	87	060
05122-50840	94	040
05122-50845	88	150
05122-51240	122	090
05122-51645	122	070
05122-52065	143	040
05411-00314	18	140
05411-00318	17	080
05411-00420	26	170
05411-00520	33	100
	102	160
05411-00525	120	090
05411-00616	69	130
05411-00620	121	030
05411-00628	118	030
05411-00640	107	060
	107	130
	107	150
	118	060
	119	120
05411-00832	90	020
	91	080
05411-00832	92	130
05511-50215	88	170
05511-50218	87	080
	94	050
05511-50322	76	060
	76	120
05511-50430	122	100
05511-52528	109	050
	109	070
	110	050
05515-60800	128	030
05515-61200	125	040
05525-50800	95	060
	120	110
05525-60600	33	190
	33	200
	34	060
	34	120
05525-61000	33	130
	88	120
05525-61000	88	190
	92	100
05712-00408	8	050
05712-00515	11	130
	14	050
05712-00518	10	060
06311-55030	62	050
	63	050
06613-10675	122	055
	126	030
07715-00401	10	040
07715-00801	14	080
07715-00803	76	050
	76	110
07715-00805	86	050
07715-01605	77	040
	78	040
	91	060
	120	060
07715-03207	11	100
07715-03209	119	150
07715-03211	4	080
07715-03217	14	100
08101-06003	69	160
08101-06007	68	070
08101-06009	71	100
08101-06010	71	105
	102	130
08101-06204	69	040
	103	110
08101-06205	68	030
	68	060
	69	030
	75	090
	106	050
08101-06206	103	080
	106	040
08101-06302	75	110
08101-06303	68	020
	75	020
08101-06304	75	040
	103	130
08101-06305	70	070
08101-06306	80	030
08101-06909	103	030
08141-06002	112	100
08141-06204	66	020
08151-06204	72	070
08151-06305	70	060
08153-06203	14	030
08511-01520	88	040
08511-01525	90	040
	92	050
08511-02020	62	170
	63	170
08511-02825	126	020
09318-88125	5	090
09318-88130	39	110
	39	120
09318-88185	35	040
09318-89030	39	050
	39	055
09500-00014	80	070
09500-20358	73	020
09500-20408	102	050
09500-20477	66	050
09661-40440	36	190
09661-70150	36	040
09661-70600	36	100
0Y109-50616	144	040

silvermoon.co.uk

NUMERICAL INDEX
INDEX NUMERIQUE
NUMERISCHEN INDEX

PART No. REFERENCE BESELL-Nr.	PAGE PAGE SEITE	REF. No. POS. No. BILD-Nr.
0Y450-50060	144	050
11420-1315-0	26	070
	31	020
13824-6758-0	92	030
13824-6758-1	112	240
13901-3375-0	2	030
14182-9203-0	44	270
14601-0345-0	3	100
14601-1324-0	26	030
14601-1333-0	26	040
14601-1336-0	26	050
14601-1424-0	26	210
14601-1431-2	26	180
14911-4141-0	112	040
14911-4275-0	36	050
	36	080
	36	110
14971-4275-0	36	150
	36	170
	36	200
15021-3366-0	15	050
15221-0175-0	3	010
15221-1243-3	30	060
15221-3365-0	1	110
15221-8821-0	4	190
15231-3396-0	1	120
15241-3229-0	4	040
15248-6370-0	48	170
15261-0337-0	3	050
15261-1172-0	29	120
15261-2133-0	11	040
15261-5547-0	14	090
15261-6641-0	17	090
15261-9202-0	15	030
15261-9601-0	1	050
	3	060
15261-9616-0	1	080
15263-1237-0	30	040
15263-4201-0	36	070
15272-6759-0	40	040
15321-9626-0	3	040
15451-9627-0	1	040
15481-7305-0	25	040
15521-9602-0	1	060
15521-9603-0	1	070
	4	020
15531-7301-0	24	080
15601-9665-0	15	090
	19	030
	32	140
15601-9665-0	32	190
15679-7415-0	38	030
15687-9102-0	38	040
15694-2393-0	9	025
15694-2394-0	9	025
15821-5203-0	22	010
15841-0454-0	9	020
	9	100
	9	120
15841-0456-2	9	130
15841-0481-5	9	040
15841-0482-3	9	060
	32	100
15841-1354-0	3	070
15841-1356-0	3	080
15841-1403-6	26	190
15841-1423-0	26	200
15841-1627-0	10	070
15841-1632-0	14	130
15841-2325-0	11	190
15841-3566-0	8	040
15841-3693-0	4	070
15841-4250-0	36	160
15841-4252-0	36	165
15841-5132-0	16	080
15841-5135-0	16	100
15841-5136-0	19	020
15841-5316-0	20	060
15841-5317-0	20	040
15841-5323-0	20	030
15841-5323-0	20	110
15841-5335-0	20	050
15841-5362-2	19	050
	31	100
15841-5385-0	19	100
15841-5386-0	19	110
15841-5409-2	15	010
15841-5410-0	15	020
15841-5412-3	15	070
15841-5422-0	15	040
15841-5427-0	15	060
15841-5545-2	14	060
15841-5569-0	14	070
15841-5611-2	18	070
15841-5615-0	17	070
15841-5623-0	17	110
15841-5628-0	4	030
15841-5648-0	17	010
15841-5711-2	18	020
15841-5721-2	18	030
15841-5721-2	32	180
15841-7292-3	24	030
	31	120
15841-7302-0	1	150
15841-7326-0	24	090
15841-7425-0	38	020
15841-8311-2	32	200
	113	020
15841-9101-0	4	120
15841-9105-0	8	030
15841-9150-0	16	050
15841-9151-0	4	095
15841-9202-0	15	080
15841-9203-0	20	020
15841-9232-0	16	060
15841-9233-0	15	110
15841-9401-0	4	050
15841-9402-2	26	100
15841-9404-0	20	080
15841-9568-0	16	010
15841-9665-0	16	090
15841-9666-0	16	110
15841-9810-0	20	100
15841-9851-0	20	110
15841-9852-0	20	110
15841-9853-0	20	110
15841-9854-0	20	110
15841-9855-0	20	110
15841-9856-0	20	110
15841-9857-0	20	110
15841-9858-0	20	110
15841-9859-0	20	110
15841-9860-0	20	110
15841-9861-0	20	110
15841-9862-0	20	110
15841-9863-0	20	110
15841-9864-0	20	110
15841-9865-0	20	110
15841-9866-0	20	110
15841-9867-0	20	110
15841-9868-0	20	110
15841-9869-0	20	110
15841-9870-0	21	110
15841-9871-0	21	110
15841-9872-0	21	110
15841-9873-0	21	110
15841-9874-0	21	110
15841-9875-0	21	110
15841-9876-0	21	110
15841-9877-0	21	110
15841-9878-0	21	110
15841-9879-0	21	110
15841-9880-0	21	110
15841-9881-0	21	110
15841-9882-0	21	110
15841-9883-0	21	110
15841-9884-0	21	110
15841-9885-0	21	110
15841-9886-0	21	110
15841-9887-0	21	110
15841-9888-0	21	110
15841-9889-0	21	110
15841-9890-0	21	110
15841-9891-0	21	110
15841-9892-0	21	110
15852-0436-0	9	030
	32	080
15852-6305-0	46	020
15852-6320-0	46	140
15852-6325-0	46	150
15852-6332-0	46	080
15852-6338-0	46	120
15852-6339-0	46	130
15852-6341-0	46	100
15852-7334-0	25	060
15852-7352-0	25	020
15852-7355-0	25	030
15852-9331-0	46	160
15861-1182-0	27	020
	31	040
15861-1426-4	26	080
15861-2297-0	11	080
15861-2298-0	11	080
15861-2347-0	11	140
15861-2386-0	9	105
	9	125
15861-2387-0	9	105
	9	125
15861-2391-0	11	140
15861-2392-0	11	140
15861-9665-0	16	130
15862-1177-0	27	010
15862-4250-2	19	010
15862-9101-0	27	050
15862-9667-0	2	040
	32	030
15872-7411-0	38	010
15875-1617-3	14	020
15875-2432-0	102	030
15877-0414-0	4	160
15877-0414-0	32	070
15881-0559-0	43	030
15881-2331-0	11	200
15881-6409-0	44	190
15881-6411-0	44	020
15881-6415-0	44	040
15881-6426-0	44	120
15881-6433-0	44	200
15881-6471-0	44	100
15881-6480-0	44	060
15881-6481-0	44	080
15881-9103-0	23	050
15881-9104-0	44	240
15881-9105-0	44	260
15881-9201-0	44	030
15881-9202-0	44	250
15881-9301-0	44	110
15881-9302-0	44	210
15881-9303-0	44	220
15881-9304-0	44	230
15881-9701-0	38	050
16001-5300-0	19	040
	20	010
16001-5390-0	19	035
16006-5101-0	16	020
16006-5209-2	16	030
16006-5211-2	16	030
16006-5212-2	16	030
16030-9601-0	16	120
16225-6324-0	46	050
16231-6406-0	44	140
16231-6423-0	44	150
16241-2516-0	13	050
16241-6485-0	44	160
16241-6490-0	44	170
16241-7336-0	24	070
16241-7337-0	5	140
	24	020
16261-6382-2	13	020
16264-5214-0	22	020

silver-mom.co.uk

NUMERICAL INDEX
INDEX NUMERIQUE
NUMERISCHEN INDEX

PART No. REFERENCE BESELL-Nr.	PAGE PAGE SEITE	REF. No. POS. No. BILD-Nr.
16264-5214-0	32	150
16475-5328-0	20	070
16652-6431-0	44	180
16652-6477-0	44	070
16652-6478-0	44	130
16806-0462-0	13	060
16808-0402-3	4	010
16813-1231-0	28	010
16813-3211-0	2	050
16815-5605-0	17	030
16851-0704-0	9	090
16851-0705-0	9	110
16851-1328-0	26	060
16851-1511-0	10	020
16851-1555-2	10	010
16851-2111-4	11	010
16851-2190-3	11	010
16851-2198-2	11	060
16851-2201-5	11	050
16851-2214-0	11	070
16851-2232-0	11	080
16851-3501-2	8	010
16851-3515-2	8	020
	32	130
16851-3695-0	4	060
16851-5115-0	14	040
16851-5361-0	20	090
16851-5371-3	19	070
16851-5372-3	19	080
16851-5772-4	18	130
16851-6001-4	42	010
16851-6551-2	19	130
16851-7270-4	24	010
16851-7327-0	24	100
	31	130
16851-7335-0	24	060
16851-9626-0	1	020
16851-9627-0	1	030
16853-2105-0	11	020
16853-2109-0	11	020
16861-0709-0	9	010
16861-1602-4	14	010
16861-2301-2	11	090
16861-2348-0	9	025
16861-2349-0	9	105
	9	125
16861-5373-3	19	090
16861-6556-0	19	140
16861-7428-5	23	040
16864-1601-5	10	030
16864-1651-0	10	050
16864-2401-0	10	090
16864-2411-0	11	120
16864-2425-0	10	120
16864-2429-0	10	100
16864-5641-0	17	020
16864-5642-2	17	025
16864-9201-0	10	130
16866-5700-9	18	010
16866-5730-2	18	170
16866-9201-0	18	110
16871-0331-3	3	110
	31	030
16871-0413-0	4	090
	32	050
16871-1443-0	26	090
16871-2131-0	11	030
16871-2177-2	11	220
16871-2178-2	11	220
16871-2375-2	11	230
16871-2376-0	12	230
16871-2377-0	12	230
16871-7343-0	25	070
	32	040
16871-9103-0	23	020
16871-9105-0	18	050
16871-9106-0	16	040
16871-9730-0	14	110
16875-0102-3	1	010
16878-5774-2	18	120
16878-5792-0	18	160
17214-7202-0	40	020
17331-5919-0	1	130
17456-3642-0	7	010
17478-6008-0	55	020
	140	020
17548-6442-0	23	010
17563-5606-0	17	050
19077-5365-0	19	060
	31	110
19280-5724-0	18	080
19461-8813-2	4	180
	32	020
19837-6304-0	46	070
19837-6315-0	46	060
1A021-0543-0	5	110
	31	060
1A024-3901-0	49	080
1E051-7303-0	25	010
1E129-0304-0	3	030
1G021-9665-0	15	100
1G027-9936-5	32	010
1G318-1235-0	28	020
	31	050
1G434-9935-2	31	010
1G460-0446-0	9	050
	32	090
1G460-0551-0	5	080
1G639-5715-0	18	100
1G686-1311-0	26	010
1G686-1312-0	26	020
1G700-5216-0	16	030
1G700-5220-0	16	030
1G706-2501-0	13	010
1G742-0512-0	5	120
1G772-5176-0	103	020
1G827-1450-4	5	010
1G911-9102-2	5	040
1G958-1435-0	26	120
1G958-1451-2	5	030
1G958-1452-0	5	020
	31	080
1K177-3641-0	7	020
1K531-6460-2	44	280
31150-7136-0	124	070
31351-3283-0	49	070
31353-4316-0	106	080
31353-4318-0	106	080
31381-7639-0	114	100
32150-2774-0	81	060
32150-2774-0	81	120
	82	060
	82	120
	83	070
	83	160
	84	060
	84	120
	96	060
	96	120
	97	060
32150-2774-0	97	120
	98	050
	98	110
32150-2918-0	131	045
32270-2771-0	83	090
	83	180
32270-2773-0	83	060
	83	150
32430-2554-0	69	050
32701-3615-0	120	170
32721-1466-0	70	050
32721-5768-0	107	070
	107	140
	107	160
34150-3322-0	47	080
34150-3764-0	123	110
	124	080
	142	070
	143	080
34159-1181-0	99	050
34159-1181-0	99	090
34159-1185-0	85	040
	85	080
	99	040
	99	080
	100	030
	100	070
34670-3554-0	36	130
34670-3564-0	36	140
35220-4375-0	81	040
35220-4375-0	81	100
35305-3140-2	141	010
35340-1139-0	81	220
	82	220
	83	280
	84	220
	85	180
36230-7412-0	88	200
36330-7627-0	51	030
37150-3446-0	60	030
37150-3672-0	118	080
	120	190
37150-3673-0	118	070
	120	180
37410-1312-4	59	090
37410-1655-0	68	080
37410-3663-0	116	030
37410-3664-3	119	190
37410-4276-0	34	020
37410-5734-0	106	070
37410-6172-0	129	020
37410-6311-2	68	090
37410-8860-3	41	010
37410-8862-3	41	020
37410-8863-0	41	080
37410-8864-0	41	030
37410-8865-0	41	040
37410-8866-2	41	050
37410-8867-0	41	060
37410-8868-0	41	070
37415-1771-0	102	010
37500-1648-0	70	010
37500-2970-0	143	060
37500-2976-0	143	070
37500-5792-0	98	020
	98	080
37500-7550-0	142	050
37560-4229-4	89	020
37800-4375-0	82	040
	82	100
38240-1169-0	81	070
	81	130
	82	070
	82	130
	83	080
	83	170
	84	070
	84	130
	96	070
	96	130
38240-1169-0	97	070
	97	130
	98	060
	98	120
38240-2987-0	144	120
38240-3778-0	115	010
38430-2937-2	137	090
3A481-9853-0	139	080
3C081-7588-0	52	010
3C081-7590-0	52	050
3C081-7591-0	52	020
	52	070
3C081-7592-0	52	030
	52	060
3C081-7593-0	52	040
	52	080
3F240-9819-0	123	140
	139	070
	144	150
3F760-5675-0	39	040

silverhorn.co.uk

NUMERICAL INDEX
INDEX NUMERIQUE
NUMERISCHEN INDEX

PART No. REFERENCE BESELL-Nr.	PAGE PAGE SEITE	REF. No. POS. No. BILD-Nr.
41142-4347-0	69	150
52300-2621-0	131	100
53581-6415-0	48	110
54102-2441-0	40	080
55311-4126-0	36	210
	55	070
	124	090
55364-8211-0	39	070
59360-2595-0	4	170
5H050-4162-0	55	030
5H050-4163-0	55	040
5H050-4164-0	55	050
5H100-3290-0	132	040
5K250-6154-0	130	100
61113-5221-0	142	060
62061-1826-0	77	030
	78	030
	91	050
62131-1729-0	81	210
	82	210
62131-1729-0	83	270
	84	210
	85	170
62231-1452-0	72	060
62231-1477-0	72	030
	102	120
63733-1727-0	81	200
	82	200
	83	260
	84	200
63733-1727-0	85	160
66101-5581-0	50	070
66103-5831-0	107	190
66116-1119-0	69	100
66116-5153-0	33	040
66416-1751-0	83	010
66416-1752-0	83	030
	83	120
66416-1754-0	83	110
66436-6401-3	43	010
66436-6401-3	44	010
66436-6402-0	44	090
66436-6404-0	44	050
66591-1472-0	70	080
66591-1478-3	71	070
66591-1479-2	71	080
66591-1498-0	71	110
66591-1499-0	71	110
66591-5425-0	36	090
66591-5458-0	130	030
66591-5678-0	109	040
	109	060
	110	040
66592-3519-0	143	050
66611-1116-0	59	030
66611-1467-0	70	090
66611-1468-0	70	090
66611-1469-0	70	090
66611-1513-0	79	060
66611-1514-0	71	115
66611-1515-0	71	115
66611-3632-0	120	140
66621-1412-0	13	030
66621-4327-0	87	010
66704-1731-3	81	150
	82	150
	83	210
	84	150
	85	110
66706-1435-0	106	080
67061-1424-0	72	050
67061-1437-0	86	040
67111-3718-0	116	090
67111-5379-0	36	060
67121-5656-0	109	020
	110	020
67121-5657-0	109	030
	110	030
67156-1815-0	76	040
	76	100
67156-3434-0	122	080
67156-5682-0	106	060
67211-1516-0	71	060
67211-1517-0	71	060
67211-1518-0	71	060
67810-5668-0	71	090
67950-5380-0	36	030
67955-3623-0	115	070
	115	080
	116	070
67955-5826-0	29	140
67955-5863-0	39	030
	39	035
67980-8258-0	29	070
67980-8262-0	29	040
68773-2156-0	119	030
6A100-1113-0	62	030
6A100-1221-3	64	100
6A100-1751-0	96	140
	97	140
6A100-1751-0	99	100
	100	090
6A100-1822-0	76	140
6A100-1826-0	76	180
6A100-1912-0	79	010
6A100-1913-0	79	030
6A100-3641-0	117	080
6A100-3642-0	117	070
6A100-5113-0	61	020
6A100-5138-0	137	040
6A100-5138-0	144	080
6A100-5419-2	128	020
6A100-5730-0	106	020
6A100-8252-0	29	020
6A100-8253-0	29	030
6A100-8255-0	29	050
6A100-8257-0	29	060
6A310-3118-2	30	010
6A310-3915-0	115	060
6A310-4322-0	34	080
6A310-4325-0	34	070
6A320-1115-4	62	070
	63	070
6A320-1211-2	62	120
	63	120
6A320-1261-3	65	010
6A320-1262-3	65	020
6A320-1321-0	57	010
6A320-1323-0	57	020
6A320-1325-2	57	030
6A320-1329-0	57	070
6A320-1351-2	66	010
6A320-1413-0	73	080
6A320-1415-0	73	070
6A320-1441-0	75	080
6A320-1444-0	75	130
6A320-1482-0	72	040
6A320-1483-0	72	020
6A320-1496-0	71	030
6A320-1711-0	80	010
6A320-1714-0	80	050
6A320-2239-0	86	110
6A320-3641-0	119	010
6A320-3643-0	119	040
6A320-3645-3	119	110
6A320-3647-0	117	030
6A320-3649-0	117	020
6A320-3651-0	119	080
6A320-3722-0	119	130
6A320-3741-0	119	170
6A320-3929-3	116	080
6A320-4211-3	58	040
6A320-4212-3	58	050
6A320-4214-0	58	060
6A320-4216-0	58	030
	94	100
6A320-4217-0	58	020
	61	050
	94	070
6A320-4253-0	89	030
6A320-4262-0	90	010
6A320-4267-0	90	070
6A320-4273-2	92	010
6A320-4275-0	48	130
	48	150
6A320-4276-0	48	130
	48	150
6A320-4277-0	48	140
	48	160
6A320-4279-0	48	130
6A320-4279-0	48	150
6A320-4281-0	48	130
	48	150
6A320-4288-0	95	030
6A320-4289-0	95	040
6A320-4326-0	33	140
6A320-4327-0	33	110
6A320-4334-0	34	030
6A320-5559-0	47	020
6A320-5621-3	104	010
6A320-5622-0	103	010
6A320-5631-3	105	010
6A320-5632-3	105	020
6A320-5634-3	105	050
6A320-5641-0	108	010
6A320-5663-0	102	020
6A320-5683-0	102	090
6A320-5691-0	102	110
6A320-5711-2	102	140
6A320-5712-2	102	150
6A320-5713-2	103	060
6A320-5718-0	103	100
6A320-5721-0	103	120
6A320-5731-0	106	010
6A320-5751-2	107	110
6A320-5754-3	107	050
6A320-5755-4	107	170
6A320-5758-0	107	180
6A320-5886-2	36	010
	37	010
6A320-5992-0	37	030
6A320-5993-0	37	040
6A320-5994-0	37	050
6A320-5995-0	37	060
6A320-8511-4	102	170
6A320-8581-2	35	100
6A330-1421-0	74	010
6A370-1492-0	71	040
6A370-3082-0	48	060
6A370-4241-0	95	010
6A370-5614-0	101	040
6A540-5414-0	133	060
	134	090
6A600-1181-0	64	080
6A600-1240-0	62	160
	63	160
6A600-1494-3	71	130
6A600-1495-3	71	140
6A600-1713-0	80	040
6A600-3627-0	119	155
6A600-3825-0	92	070
	93	020
6A600-9365-0	119	160
6A671-5439-0	130	040
6A671-5865-0	39	140
6A700-1366-0	67	020
6A700-1655-0	72	100
	73	040
6A700-1659-0	80	060
6A700-1661-0	74	040
6A700-1859-2	90	050
	91	090
6A700-1879-2	92	060
6A700-2232-0	86	060
6A700-2242-0	86	070
6A700-3022-0	50	020
6A700-3024-0	50	080
6A700-3081-0	48	050
6A700-3085-0	49	010
6A700-3824-2	93	040

silverhorn.co.uk

NUMERICAL INDEX
INDEX NUMERIQUE
NUMERISCHEN INDEX

PART No. REFERENCE BESELL-Nr.	PAGE PAGE SEITE	REF. No. POS. No. BILD-Nr.
6A700-4137-0	112	180
6A700-4151-2	112	150
6A700-4332-3	33	090
6A700-5133-0	137	030
6A741-5274-0	131	120
6A800-5131-5	137	010
6A800-5441-3	127	010
6A810-4321-2	34	040
6A810-4325-2	33	210
6A810-4328-3	33	220
6A810-4329-3	33	160
6A810-5429-5	131	020
6A810-5435-0	130	090
6A810-5823-3	29	090
6A810-5857-0	39	020
6A830-1242-0	62	200
	63	200
6A830-1361-2	67	010
6A830-1497-0	71	020
6A830-2230-0	86	080
6A830-2238-0	86	090
6A830-4136-0	112	030
6A830-4163-0	112	160
6A830-4180-3	112	010
6A830-4216-0	58	080
6A830-4231-2	94	010
6A830-4244-0	95	050
6A830-4322-0	33	010
6A830-4323-0	34	010
6A830-4324-0	33	080
6A830-4335-2	33	150
6A830-5132-6	137	020
6A830-5133-0	137	140
6A830-5219-0	133	030
	134	060
6A830-5410-3	128	010
6A830-5412-0	128	050
6A830-5415-0	51	040
6A830-5416-0	51	020
6A830-5418-0	51	050
6A830-5419-0	128	040
6A830-5421-0	131	010
6A830-5423-0	131	060
6A830-5432-2	130	010
6A830-5433-0	130	020
6A830-5435-3	130	060
6A830-5438-0	130	070
6A830-5446-0	128	090
6A830-5455-2	131	080
6A830-5456-2	131	090
6A830-5470-4	35	010
6A830-5475-2	35	050
6A830-5613-0	101	020
6A830-5761-4	109	010
6A830-5842-0	30	050
6A830-5856-0	40	100
6A900-5686-0	102	100
6C040-1112-0	62	010
	63	010
6C040-1116-3	62	080
6C040-1116-3	63	080
6C040-1117-4	64	010
6C040-1452-0	75	050
6C040-1453-0	75	070
6C040-1465-0	70	020
6C040-1484-0	72	080
6C040-1493-0	71	050
6C040-1741-3	81	140
	82	140
	83	200
6C040-1741-3	84	140
	85	100
6C040-1811-0	76	010
	76	070
6C040-1812-0	76	030
6C040-1814-0	76	090
6C040-1823-0	76	160
6C040-1825-2	76	150
6C040-1829-0	76	170
6C040-1841-0	77	010
6C040-1842-0	77	020
6C040-1851-0	77	050
6C040-1911-0	79	040
6C040-1913-0	79	050
6C040-1921-0	91	010
6C040-1922-2	91	030
6C040-2244-0	86	100
6C040-3634-4	114	060
6C040-3662-0	116	020
6C040-3675-0	117	150
6C040-4141-0	111	010
6C040-4145-0	111	050
6C040-4276-0	90	060
	91	100
6C040-4325-0	33	020
6C040-4329-0	33	120
6C040-4338-0	33	030
6C040-4721-0	139	010
6C040-5134-2	112	170
	137	050
6C040-5139-0	137	060
	144	110
6C040-5415-0	128	060
6C040-5461-2	131	050
6C040-5474-2	35	020
6C040-5485-0	36	180
6C040-5515-0	50	060
6C040-5545-2	48	040
6C040-5554-0	47	100
6C040-5556-0	47	050
6C040-5558-0	47	040
6C040-5612-3	101	070
6C040-5682-0	102	070
6C040-5713-0	103	070
	106	090
6C040-5714-0	103	070
	106	090
6C040-5715-0	103	070
	106	090
6C040-5716-0	103	070
6C040-5716-0	106	090
6C040-5733-0	106	030
6C040-5750-0	107	120
6C040-5858-0	40	090
6C040-5865-0	39	060
6C040-6512-0	123	040
6C040-6516-0	124	020
6C040-6519-0	124	010
6C040-6520-2	122	010
6C040-6523-0	122	020
6C040-6524-0	122	030
6C040-6527-0	122	060
6C040-6539-0	125	030
6C040-6540-0	124	040
6C040-6601-0	123	030
6C040-7255-0	135	050
6C042-1445-0	75	100
6C042-1462-0	70	040
6C042-4771-0	143	030
6C042-5002-0	98	010
6C042-5003-0	98	070
6C042-6529-0	125	010
6C042-6532-0	125	020
6C042-6602-0	123	120
6C042-6711-0	143	020
6C042-7215-0	144	130
6C042-9551-3	141	120
6C050-1452-0	107	090
6C060-9941-0	29	080
6C070-5217-0	133	040
6C070-5217-0	134	070
6C070-5543-0	48	080
6C070-6525-0	122	040
6C080-1330-0	56	020
6C080-1340-0	56	010
6C080-1431-0	75	010
6C080-1432-0	75	030
6C080-1481-0	72	010
6C080-1752-0	81	020
6C080-1753-0	81	080
6C080-1754-0	81	030
	81	090
	82	030
	82	090
6C080-1772-0	82	020
6C080-1773-0	82	080
6C080-1775-0	82	050
	82	110
6C080-1782-0	84	020
6C080-1783-0	84	080
6C080-1784-0	84	030
	84	090
6C080-1861-0	78	010
6C080-1871-0	78	060
6C080-2122-0	69	140
6C080-3101-0	48	120
6C080-3623-0	120	100
6C080-3626-5	117	010
6C080-3652-0	119	090
6C080-3693-0	120	020
6C080-4272-0	92	110
6C080-4622-0	88	130
6C080-4623-0	88	140
6C080-4624-4	88	180
6C080-4734-0	139	110
6C080-4741-0	139	120
6C080-5771-0	96	010
6C080-5772-0	96	020
6C080-5773-0	96	080
6C080-5774-0	96	030
6C080-5774-0	96	090
6C080-5782-0	97	020
6C080-5783-0	97	080
6C080-5784-0	97	030
	97	090
6C080-5785-0	97	065
6C080-5786-0	97	125
6C080-5791-0	99	010
6C080-5792-0	99	020
6C080-5793-0	99	060
6C080-5794-0	99	030
	99	070
	100	020
	100	060
6C080-8320-0	143	010
6C090-1862-3	78	020
6C090-2125-0	69	120
6C090-3606-0	120	040
6C090-3622-0	120	120
6C090-3630-6	113	010
6C090-3630-6	114	010
6C090-3720-2	114	040
6C090-4326-0	34	100
6C090-4328-0	33	170
	34	050
6C090-4331-0	34	110
6C090-4959-0	139	100
6C090-5425-3	128	070
6C090-5451-0	128	080
6C090-5555-0	47	030
6C090-5743-0	98	065
6C090-5745-0	98	125
6C090-5826-0	29	130
6C090-5840-0	30	020
6C090-5853-0	40	060
6C090-5854-0	40	070
6C090-5859-0	40	110
6C090-5861-8	40	030
6C090-5863-0	39	010
6C090-5864-3	39	080
6C090-5868-0	39	100
6C090-5869-0	39	130
6C090-5892-4	2	010
6C090-5921-0	45	010
	46	010
6C090-5922-0	46	030
6C090-5923-0	46	040
6C090-5924-0	46	090
6C090-5925-0	46	110
6C120-3658-0	119	050

silverhorn.co.uk

NUMERICAL INDEX
INDEX NUMERIQUE
NUMERISCHEN INDEX

PART No. REFERENCE BESELL-Nr.	PAGE PAGE SEITE	REF. No. POS. No. BILD-Nr.
6C120-5476-0	35	030
6C120-5642-0	110	010
6C120-5850-0	40	010
6C140-3635-0	114	050
6C140-3740-0	114	070
6C190-1745-2	81	160
	82	160
	83	220
	84	160
	85	120
6C200-3023-0	50	030
6C200-3027-0	50	090
6C200-3028-0	50	050
6C200-4162-0	112	130
6C200-5825-0	29	110
6C222-5152-0	142	020
6C222-5427-0	132	020
6C222-7531-0	48	070
6C242-5425-0	132	050
6C300-2121-0	69	010
6C300-4958-0	139	090
6C300-5210-3	133	010
6C300-5271-0	135	020
6C300-5272-0	135	030
6C300-5352-3	48	020
6C300-8745-0	144	010
6C310-4735-0	134	020
6C310-4736-0	134	030
6C310-4738-0	134	040
6C310-4739-0	134	050
6C356-5273-0	138	040
6C372-5220-0	134	010
6C382-4727-2	139	020
6C392-1328-0	57	050
6C392-1411-0	73	010
6C392-1422-0	74	030
6C392-1446-0	75	120
6C392-1451-0	68	010
6C392-1472-0	68	050
6C392-1821-0	76	130
6C392-1850-0	90	030
6C392-1870-0	92	040
6C392-1875-2	92	090
6C392-1877-0	136	080
6C392-1891-0	91	070
6C392-2123-0	69	020
6C392-2236-0	86	010
6C392-2246-0	86	020
6C392-3010-0	53	030
6C392-3013-0	47	090
6C392-3016-0	53	040
6C392-3017-0	53	050
6C392-3018-0	53	060
6C392-3020-0	48	010
	50	010
6C392-3025-0	50	040
6C392-3030-2	55	010
6C392-3036-0	54	050
6C392-3043-0	55	060
6C392-3101-1	49	030
6C392-3627-0	120	080
6C392-3628-0	93	010
6C392-3913-2	115	030
6C392-3922-0	116	010
6C392-4113-4	112	050
6C392-4119-3	112	020
6C392-4153-1	111	040
6C392-4160-2	112	090
6C392-4210-2	58	010
6C392-4232-0	94	020
6C392-4235-2	94	060
6C392-4236-2	87	020
6C392-4237-0	87	030
6C392-4251-2	89	010
6C392-4571-0	136	060
6C392-4573-0	136	030
6C392-4574-0	136	010
6C392-4610-3	88	010
6C392-4611-3	88	020
6C392-4612-2	88	030
6C392-4614-0	88	050
6C392-4616-2	88	080
6C392-4621-0	88	110
6C392-4731-0	139	150
6C392-4732-0	139	150
6C392-4733-0	139	140
6C392-4737-2	139	040
6C392-5111-0	61	010
6C392-5121-0	60	010
6C392-5122-0	60	040
6C392-5136-0	137	080
6C392-5137-0	137	100
6C392-5278-0	138	020
6C392-5279-0	138	010
6C392-5351-0	129	010
6C392-5355-0	129	030
6C392-5413-0	51	010
6C392-5422-2	131	040
6C392-5425-2	53	010
6C392-5611-0	101	010
6C392-5664-0	102	060
6C392-5665-0	102	060
6C392-5666-0	102	060
6C392-5667-0	102	060
6C392-5668-0	102	060
6C392-5669-0	102	060
6C392-5690-0	102	080
6C392-5762-0	107	020
6C392-5766-2	107	010
6C392-5802-0	100	010
6C392-5803-0	100	050
6C392-5820-0	29	010
6C392-6311-0	140	010
6C392-6411-0	123	010
6C392-6413-0	135	060
6C392-6414-0	135	070
6C392-6418-0	54	020
6C392-6420-0	54	010
6C392-6421-0	54	100
6C392-6425-0	54	040
6C392-6500-0	126	010
6C392-6521-0	123	100
6C392-7210-0	123	130
6C392-8009-1	144	005
6C392-8211-3	71	160
6C392-8310-0	142	010
6C392-9220-0	140	010
6C392-9230-0	140	010
6C392-9240-0	140	010
6C392-9250-0	140	010
6C392-9260-0	140	010
6C392-9791-0	71	010
6C392-9848-0	144	070
76611-5644-0	70	090
76630-5337-0	36	120
92014-6112-0	96	050
	96	110
93015-0112-0	97	040
	97	100
93016-0112-0	98	040
93016-0112-0	98	100
96014-3212-0	96	040
	96	100
96015-0313-0	97	050
	97	110
96015-3413-0	98	030
	98	090
96016-5312-0	84	040
	84	100
96016-5313-0	84	050
96016-5313-0	84	110
96016-6113-0	85	030
	85	070
96017-2322-0	81	050
	81	110
96018-4113-0	100	040
	100	080
96019-1212-0	83	040
	83	130
96019-1213-0	83	050
96019-1213-0	83	140

silverform.co.uk

KALPIS No.	TBA1000004	
LINE / No.	A	B
01	16815-01000 D722-D25	
02	6C382-11000 B1620D-EUR	6C382-11100 B1620DT-EUR
03	6C392-80095 EC DRAWBER KIT	
04	6C392-80096 FRONT HITCH KIT	
05	6C392-80101 BEACON SWITCH KIT	
06	6C080-80091 TIRE 4.5-10	
07	6C080-80092 TIRE 5-12	
08	6C042-50001 TIRE ASSY 6-12B	
09	6C080-80093 TIRE 20 × 8.00-10	
10	6C392-80081 TIRE 20.5 × 8.00-10	
11	6C080-80094 TIRE 7-16	
12	6C080-80095 TIRE 8-16	
13	66416-50001 BR8755(9.5-16)	
14	6C080-80096 TIRE 212/80D-15	
15	6C392-80082 TIRE 29 × 12.00-15	
16	6C042-95501 WORK LIGHT KIT	
17	6C392-80091 SFB-F20-EUR KIT	

silverhorn.co.uk

KUBOTA

THE BASIC NECESSITIES GIANT

"Technology for the Needs of Tomorrow" is the ambition of everyone at Kubota. Through research and the development of new products for agriculture, industry, construction, and many other areas of modern life, we at Kubota hope to realize this goal.

GEANT DES NECESSITES FONDAMENTALES

"La Technologie pour les Besoins de Demain" est l'ambition de chacun CHEZ KUBOTA. A travers la recherche et le développement de nouveaux produits pour l'Agriculture, l'Industrie, la Construction et plusieurs autres domaines de la vie moderne, Nous KUBOTA, espérons atteindre ce but.

GIGANT DER FUNDAMENTALEN NOT WENDIGKEITEN

"Technologie für die Welt von Morgen"
Wir bei KUBOTA arbeiten ständig an diesem Ziel durch Forschung und Entwicklung neuer Produkte für den Agrarsektor, die Industrie, die Bauwirtschaft und viele andere Bereiche unserer modernen Zeit. Die Ziellinie verschiebt sich ständig, aber wir kommen ihr näher.

PRINTED in JAPAN
IMPRIME Au JAPON
DRUCK JAPAN

silvernorn.co.uk